

2016 TOWNSHIPS - Valuations & Levies Comparisons

TOWNSHIP	2015 Valuation	2016 Valuation	Difference	2015 Levy	2016 Levy	Difference
CHEROKEE	\$3,142,727.00	\$3,288,982.00	\$146,255.00	4.839	4.769	-0.070
CRAWFORD	\$6,244,882.00	\$6,874,032.00	\$629,150.00	3.219	2.936	-0.283
GARDEN	\$28,811,633.00	\$24,699,454.00	-\$4,212,179.00	1.100	1.299	0.199
LOLA	\$4,318,817.00	\$4,506,828.00	\$187,011.00	3.021	2.929	-0.092
LOWELL	\$6,822,749.00	\$6,859,688.00	\$36,839.00	0.982	0.984	0.002
LYON	\$3,727,697.00	\$3,913,687.00	\$185,990.00	1.949	1.868	-0.081
MINERAL	\$3,280,564.00	\$3,420,091.00	\$139,527.00	2.920	2.823	-0.097
NEOSHO	\$4,126,324.00	\$4,465,338.00	\$339,014.00	3.969	3.759	-0.210
PLEASANT VIEW	\$6,891,185.00	\$7,083,055.00	\$191,870.00	0.524	0.836	0.311
ROSS	\$5,321,775.00	\$5,796,440.00	\$474,665.00	2.091	2.117	0.026
SALAMANCA	\$6,687,525.00	\$6,821,159.00	\$133,634.00	0.945	0.934	-0.011
SHAWNEE	\$4,462,883.00	\$4,628,065.00	\$165,182.00	2.892	2.816	-0.076
SHERIDAN	\$4,386,672.00	\$4,665,694.00	\$278,922.00	2.308	2.190	-0.118
SPRING VALLEY	\$8,504,495.00	\$8,946,600.00	\$442,105.00	1.164	1.454	0.290
<b>TOTAL</b>	<b>\$96,729,928.00</b>	<b>\$95,865,913.00</b>	<b>-\$864,015.00</b>	<b>31.923</b>	<b>31.713</b>	<b>-0.210</b>




I, Rodney D. Edmondson, Cherokee County Clerk of CHEROKEE County, Kansas do hereby certify that this is a true and complete list of the levies for 2016.

*Rodney D. Edmondson*

2016 TAX UNIT for CHEROKEE COUNTY, KANSAS - Tax rate given in Dollars per Thousand Dollars Tangible Valuation

TAX UNIT	TOWNSHIP/CITY NAME	TWN LEVY	COUNTY LEVY	CITY LEVY	FIRE DIST	USD DIST	USD LEVY	STATE LEVY	SEK LIBRARY LEVY	2015 LEVY	2016 LEVY	DIFF
010	PLEASANT VIEW	0.835	47.298			250	48.914	1.500	1.419	102,807	99,966	-2,841
011	PLEASANT VIEW	0.835	47.298			493	41,866	1,500	1.419	95,743	92,918	-2,825
012	PLEASANT VIEW	0.835	47.298			247	49,921	1,500	1.419	101,352	100,973	-0,379
020	CHEROKEE	4.769	47.298			493	41,866	1,500	1.419	100,058	96,862	-3,206
021	CHEROKEE	4.769	47.298			247	49,921	1,500	1.419	105,667	104,907	-0,760
030	MINERAL	2.823	47.298			493	41,866	1,500	1.419	98,139	94,906	-3,233
031	MINERAL	2.823	47.298			247	49,921	1,500	1.419	103,748	102,961	-0,787
040	ROSS	2.117	47.298			247	49,921	1,500	1.419	102,919	102,255	-0,664
041	ROSS	2.117	47.298			493	41,866	1,500	1.419	97,310	94,200	-3,110
050	SHERIDAN	2.190	47.298			247	49,921	1,500	1.419	103,136	102,328	-0,808
051	SHERIDAN	2.190	47.298			493	41,866	1,500	1.419	97,527	94,273	-3,254
052	SHERIDAN	2.190	47.298			504	52,947	1,500	1.419	112,611	105,354	-7,257
060	LOLA	2.929	47.298		5.002	493	41,866	1,500	1.419	103,054	100,014	-3,040
070	SALAMANCA	0.934	47.298			493	41,866	1,500	1.419	96,164	93,017	-3,147
080	CRAWFORD	2.936	47.298			493	41,866	1,500	1.419	98,438	95,019	-3,419
081	CRAWFORD	2.936	47.298			404	57,669	1,500	1.419	113,794	110,822	-2,972
090	SHAWNEE	2.816	47.298			493	41,866	1,500	1.419	98,111	94,899	-3,212
091	SHAWNEE	2.816	47.298			404	57,669	1,500	1.419	113,467	110,702	-2,765
092	SHAWNEE	2.816	47.298			499	54,256	1,500	1.419	114,966	107,289	-7,679
100	LOWELL	0.984	47.298			499	54,256	1,500	1.419	113,058	105,457	-7,601
101	LOWELL	0.984	47.298			493	41,866	1,500	1.419	96,201	93,067	-3,134
102	LOWELL	0.984	47.298			404	57,669	1,500	1.419	111,557	108,870	-2,687
110	GARDEN	1.299	47.298			499	54,256	1,500	1.419	113,176	105,772	-7,404
111	GARDEN	1.299	47.298			404	57,669	1,500	1.419	111,675	109,185	-2,490
112	GARDEN	1.299	47.298			508	49,998	1,500	1.419	112,492	101,614	-10,978
120	SPRING VALLEY	1.454	47.298			404	57,669	1,500	1.419	111,739	109,340	-2,399
121	SPRING VALLEY	1.454	47.298			493	41,866	1,500	1.419	96,383	93,537	-2,846
122	SPRING VALLEY	1.454	47.298			508	49,998	1,500	1.419	112,556	101,669	-10,887
130	LYON	1.868	47.298			493	41,866	1,500	1.419	97,168	93,951	-3,217
140	NEOSHO	3.759	47.298			493	41,866	1,500	1.419	99,188	95,842	-3,346
141	NEOSHO	3.759	47.298			505	59,461	1,500	1.419	116,350	113,437	-2,913
200	BAXTER SPRINGS		47.298	56.287		508	49,998	1,500		159,751	155,063	-4,688
210	COLUMBUS		47.298	60.040		493	41,866	1,500		152,710	150,704	-2,006
220	GALENA		47.298	64.861		499	54,256	1,500		173,231	167,915	-5,316
230	ROSELAND	2.117	47.298	0.000		493	41,866	1,500	1.419	97,310	94,200	-3,110
240	SCAMMON		47.298	37.620		493	41,866	1,500	1.419	132,188	129,703	-2,485
260	WEIR		47.298	66.501		247	49,921	1,500		163,707	165,220	1,513
270	WEST MINERAL	2.117	47.298	60.044		247	49,921	1,500	1.419	162,810	162,299	-0,511
280	OSWEGO-ANNEX		47.298	75.514	5.002	247	49,921	1,500	1.419	179,298	180,654	1,356



Levy sheet is available on the official Cherokee County, Kansas - County Clerk's website

<http://www.cherokeecountyks.gov>

On the home page, click on "Elected Offices", then "County Clerk", then "Applications, Licenses, Forms & Documents"

**2016 MILL LEVIES & VALUATION COMPARISONS**


**CHEROKEE COUNTY, KANSAS**

2016 COUNTY - Mill Levy & Valuation Comparisons					
2015	2016	Difference	2015	2016	Difference
48.241	47.298	-0.943	\$151,967,730.00	\$158,663,917.00	\$6,696,187.00

2016 STATE - Mill Levies & Comparisons				
Fund	K.S.A.	2015	2016	Difference
Education Building	76-6b01	1.000	1.000	0.000
State Institution	76-6b04	0.500	0.500	0.000
<b>TOTAL LEVY</b>		1.500	1.500	0.000


COUNTY FUNDS - Mill Levy & Comparisons				
Fund	K.S.A.	2015	2016	Difference
General	79-1946	3.543	14.423	10.880
Road & Bridge	68-5, 101	16.537	8.605	-8.032
Extension Council	2-610	1.161	1.197	0.036
Noxious Weeds	2-1318	0.435	0.029	-0.406
Health	65-204	1.190	0.139	-1.051
Fair	2-219	0.073	0.072	-0.001
Direct Election	25-2201a	1.004	0.916	-0.088
No Fund Warrants	2-131e	0.000	0.000	0.000
Soil Conservation	2-1907b	0.141	0.139	-0.002
Special Bridge	68-1135	1.000	1.001	0.001
Mental Health	19-4004	0.633	0.644	0.011
Mental Retardation	19-4011	0.632	0.619	-0.013
Ambulance	65-6113	3.532	3.415	-0.117
Appraiser's Cost	19-436	1.960	1.623	-0.337
Employee Benefits	12-16, 102	16.360	14.488	-1.872
Elderly Program	12-1680	0.040	0.088	0.048
<b>TOTALS</b>		48.241	47.298	-0.943

2016 SEK LIBRARY - Mill Levies & Comparisons				
Fund	K.S.A.	2015	2016	Difference
General	12-101a	1.557	1.331	-0.226
Employee Benefits	12-16,102	0.112	0.088	-0.024
<b>TOTAL LEVY</b>		1.669	1.419	-0.250

2016 SEK LIBRARY - Valuations & Comparison			
	2015	2016	Difference
	\$98,737,109.00	\$97,840,452.00	-\$896,657.00

2016 RECREATION COMMISSION Mill Levies & Comparisons				
City &/or USD	K.S.A.	2015	2016	Difference
Baxter Springs	12-1927	0.459	0.661	0.202
Columbus	12-1927	0.659	0.560	-0.099
USD 504	12-1927	1.998	1.999	0.001

2016 FIRE DISTRICT #1 Mill Levies & Comparisons				
Fund	K.S.A.	2015	2016	Difference
General	19-3610	4.814	5.002	0.188

2016 CITY FUNDS - Mill Levies & Comparisons - (*rd) = 3rd class cities														
	Gen.	Library	Emp Benefits	Lib-Emp Benefits	Air-port	Bond & Interest	Special Liability	Museum Bldg	Cem-etry	Rec-reation	Twnshp General	Mill Levies		
	K.S.A.	K.S.A.	K.S.A.	K.S.A.	K.S.A.	K.S.A.	K.S.A.	K.S.A.	K.S.A.	K.S.A.	K.S.A.	2015	2016	Difference
Cities	12-101a	12-1220	12-16,102	12-12,1602	12-1118	10-113	75-6110	17-407	12-1405	12-1927	79-1962	50.028	56.287	6.259
Baxter Springs	22.878	5.313	23.047	0.811				3.577		0.661		59.160	60.040	0.880
Columbus	35.779	5.888	17.813							0.560		62.824	64.861	2.037
Galena	52.450	2.514	6.039			3.858						2.117	2.091	0.026
Roseland (*3rd)												36.969	37.620	0.651
Scammon	37.121								0.499			64.548	66.501	1.953
Weir	55.183	3.009				8.309						61.982	62.161	0.179
West Mineral (*rd)	60.044										2.117	73.656	75.514	1.858
City of Oswego	47.046	3.091	24.127		1.250									

2016 CITY - Valuations & Comparisons			
Cities	2015	2016	Difference
Baxter Springs	\$19,872,787.00	\$20,090,401.00	\$217,614.00
Columbus	\$17,204,725.00	\$16,938,316.00	-\$266,409.00
Galena	\$14,349,421.00	\$22,042,119.00	\$7,692,698.00
Roseland	\$264,979.00	\$258,189.00	-\$6,790.00
Scammon	\$1,233,577.00	\$1,217,623.00	-\$15,954.00
Weir	\$1,803,688.00	\$1,752,629.00	-\$51,059.00
West Mineral	\$507,458.00	\$497,551.00	-\$9,907.00
City of Oswego	\$6,560,047.00	\$6,623,919.00	\$63,872.00

2016 USD's Valuations & Comparison (*CK Co shares)			
USD School	2015	2016	Difference
*USD 247 Ck Co	\$12,008,987.00	\$12,672,893.00	\$663,706.00
*USD 250 Ck Co	\$114,008.00	\$115,916.00	\$1,908.00
USD 404	\$35,173,674.00	\$30,903,141.00	-\$4,270,533.00
USD 493	\$62,439,109.00	\$64,274,472.00	\$1,835,363.00
USD 499	\$17,325,628.00	\$25,133,043.00	\$7,807,415.00
*USD 504 Ck Co	\$28,226.00	\$30,034.00	\$1,808.00
*USD 505 Ck Co	\$274,099.00	\$291,295.00	\$17,196.00
USD 508	\$24,603,999.00	\$25,243,323.00	\$639,324.00

2016 USD FUNDS - Mill Levies & Comparisons - (*Cherokee County shares with other counties)									
School Districts	General	Sup General	Capital Outlay	Bond & Interest	Museum	Rec.	Mill Levies		
	72-6470	72-6472	72-8801	10-113	12-1684	12-1927	2015	2016	Difference
*USD 247 - Crawford	20.000	21.921	8.000				49.418	49.921	0.503
*USD 250 - Crawford	20.000	13.652	8.000	7.262			50.873	48.914	-1.959
USD 404	20.000	19.785	5.004	12.880			59.165	57.669	-1.496
USD 493	20.000	17.865	4.001				43.809	41.866	-1.943
USD 499	20.000	10.648	4.003	18.645	0.960		60.666	54.256	-6.410
*USD 504 - Labette	20.000	17.039	7.996	5.913		1.999	56.895	52.947	-3.948
*USD 505 - Labette	20.000	19.082	8.000	12.379			60.971	59.461	-1.510
USD 508	20.000	15.902	6.003	8.093			59.982	49.998	-9.984

\* Valuations listed are Cherokee County valuations only and DO NOT include other counties' values.