

State of Kansas

Workforce Report 2016



July 2016

Table of Contents

Section 1: Workforce Highlights

Introduction	3
Workforce Highlights, Profile of State Employees, Kansas Population	4
Kansas Government Functions	5
Number of Authorized FTE by Government Function	7
Number of Positions by Agency	8
Number of Classified and Unclassified Employees by Agency	10
Classified Employees by County of Work	12
Unclassified Employees by County of Work	13
Twenty-five Most Populous Job Titles	14
Twenty-five Most Populous Agencies	15

Section 2: Workforce Characteristics

Workforce Summary	16
Number, Salary, Age and Years of Service of Classified Employees – by Agency	17
Number, Salary, Age and Years of Service of Unclassified Employees – by Agency	19
Number of Classified Employees by Location on Civil Service Plan	21
Number of Classified and Unclassified Employees by Agency, by Gender	22
Ethnic and Gender Distribution by Agency : Classified Employees	24
Ethnic and Gender Distribution by Agency : Unclassified Employees	25
Ethnic Distribution of the Workforce	27
Number of Employees by Annual Pay	28
Number of Employees by Age Group	28
Number of Employees by Length of Service	29

Section 3: Turnover

Turnover Highlights	30
Turnover Report Information	30
Appointment of Classified Employees by Agency	32
Separation of Classified Employees by Agency	34
Classified Employees, Turnover by Agency FY 2007-FY 2016	36
Unclassified Employees, Turnover by Agency FY 2010-FY 2016	38
Agency Turnover- Agencies with Less than 10% Turnover	40
Classified Turnover by Fiscal Year FY 2007-FY 2016	40
Classified Job Titles with 20% or Higher Turnover Rates in FY 2016	41
Classified Employees: Terminations by Length of Service	41
Classified Employee Terminations: Involuntary Terminations by Reason for Termination	42
Unclassified Turnover by Type of Turnover	42

Section 4: Special Comparison Report

Number of Employees by Type of Employee by Fiscal Year – Executive Branch	44
Number of Employees by Type of Employee by Fiscal Year – Legislative Branch	45
Number of Employees by Type of Employee by Fiscal Year – Judicial Branch	46
Number of Classified Regular Employees by Agency	47
Number of Unclassified Regular Employees by Agency	49
Number of Unclassified Temporary – Benefit Eligible Employees by Agency	51
Number of Classified Temporary Employees by Agency	53
Number of Unclassified Temporary –Non-Benefit Eligible by Agency	55

Glossary

Classified Service: Executive Branch Position Reference Table	58
Unclassified Service: Executive Branch Position Reference Table	59

Introduction

The Department of Administration, Office of Personnel Services (OPS) presents its 14th annual State of Kansas Workforce Report. This report presents facts and statistics about the state government workforce for Fiscal Year 2016. It supplies information from both statewide and agency perspectives, providing useful fact-based data for human resource planning and decision-making.

The information presented in this report was gathered from SHARP (Statewide Human Resource and Payroll System), the Kansas Department of Labor and the U.S. Census Bureau.

Beginning with the FY 2015 Workforce Report, data from Regents Universities is no longer included as the Universities publish their own reports or workforce data.

The changes that were originally made in the FY 2012 Workforce Report and continued in subsequent reports are continued in this report as well. These changes were made so that data in the Workforce Report would be comparable to the data sources found in other reports that OPS routinely provides and represent the most accurate and appropriate measures of the current workforce. These changes, however, prevent some exact comparisons to data found in Workforce Reports from prior years.

Readers interested in comparing data between Workforce Reports are cautioned to read the footnotes that accompany each presentation to determine if the population of employees contained in each presentation is the same.

Due to the increasing complexity of determining retirement eligibility, all retirement reports were eliminated in FY 2012.

The Office of Personnel Services welcomes your comments and questions regarding this report. Please call Michael Phillips at (785) 296-4710 or email at Michael.phillips@ks.gov if you have comments or questions.

**State of Kansas
Fiscal Year 2016
Section 1: Workforce Highlights**

Profile of Classified and Unclassified Employees

	Classified	Unclassified
Number of Employees	9,417	7,600
Average Age	47	47
Average Length of Service	14	12
Average Annual Salary	\$38,437	\$51,127

Source: SHARP (June 2016); Includes classified and unclassified, benefit-eligible employees including full and part-time employees. Excludes Regents universities, legislators, student employees, classified temporary and unclassified non-benefit eligible temporary employees.

General Kansas Statistics Compared to Other U.S. States

Kansas Population	2,911,641
Population Rank Out of 50 States	35th

Source: U.S. Census Bureau (2015 State Population Estimates, Apr. 2015)

% of State & Local Government Employees to U.S. Total	1.3%
--	-------------

Source: U.S. Census Bureau; March 2015, Census of Governments

Kansas Government Functions

General Government

Agency Name and Number

016 Abstracters Board of Examiners
082 Attorney General
094 Bank Commissioner
266 Examiners for Hearing Aids, Board of
102 Behavioral Sciences Reg Board
028 Accountancy, Board of
100 Barbering, Board of
149 Cosmetology, Board of
204 Mortuary Arts, Board of
482 Nursing, Board of
531 Pharmacy, Board of
700 Veterinary Examiners, Board of
122 Citizens Utility Ratepayer Bd
143 Corporation Commission
562 Tax Appeals, Court of
167 Dental Board
173 Administration, Department of
159 Credit Unions, Department of
565 Revenue, Department of
300 Commerce, Department of
252 Governor
270 Health Care Stabilization
328 Indigents Defense Services Board
331 Insurance Department
677 Judicial Branch
349 Judicial Council
058 Kansas Human Rights Commission
553 Racing & Gaming Commission, Kansas
522 Correctional Industries, Kansas
247 Ethics Commission, Kansas Gov
291 Home Inspectors Registration Board
365 Public Employees Retirement System, Kansas
422 Legislative Coordinating Council
425 Legislative Research Department
428 Legislature
446 Lieutenant Governor
178 Office of Administrative Hearings
488 Optometry Board of Examiners
671 Pooled Money Investment Board
540 Legislative Division of Post Audit
543 Real Estate Appraisal Board
549 Real Estate Commission
579 Revisor of Statutes
622 Secretary of State
625 Securities Commissioner of Kansas
105 State Board of Healing Arts
670 State Treasurer
663 Technical Professions, Board of
450 Lottery, Kansas

Public Safety

Agency Name and Number

034 Adjutant General
521 Corrections, Department of
195 El Dorado Correctional Fclty
177 Ellsworth Correctional Fclty
206 Emergency Medical Services Board
234 Fire Marshal
280 Highway Patrol
313 Hutchinson Correctional Facility
083 Investigation, Kansas Bureau of
352 Juvenile Correctional Complex
400 Lansing Correctional Facility
408 Larned Correctional Mental Health Facility
412 Larned Juvenile Correctional Facility
581 Norton Correctional Facility
529 Peace Officers, Standards & Training
626 Sentencing Commission, Kansas
660 Topeka Correctional Facility
712 Winfield Correctional Facility

Education

Agency Name and Number

604 Blind, School for the
610 Deaf, School for the
652 Education, Department of
379 Emporia State University
246 Fort Hays State University
288 Historical Society, Kansas
367 Kansas State University
434 Library, State
385 Pittsburg State University
561 Regents, Board of
682 University of Kansas
683 University of Kansas Medical Center
715 Wichita State University

Transportation

Agency Name and Number

276 Transportation, Department of

Agriculture and Natural Resources

Agency Name and Number

046 Agriculture, Department of
264 Dept of Health & Environment - Environment
373 Fair, Kansas State
709 Water Office, Kansas
710 Wildlife, Parks & Tourism, Department of

Human Services

Agency Name and Number

039	Aging & Disability Services, Dept for
629	Children and Families, Department for
261	Guardianship Program, Kansas
264	Health & Environment - Department of Health
296	Labor, Department of
410	Larned State Hospital
363	Neurological Institute, Kansas
494	Osawatomie State Hospital
507	Parsons State Hospital & Training Center
555	Rainbow Mental Health Facility
694	Veterans' Affairs, Commission on

Agriculture and Natural Resources: agencies that promote protect and restore natural resources in Kansas. This includes agricultural product regulation and inspection, inspection of livestock facilities and monitoring the status of the environment; maintenance of state parks, state fishing lakes, and wildlife areas; conservation and management of soil and water resources; environmental protection, commodity inspections, and public health maintenance through control of animal infectious diseases.

Education: agencies that support primary, secondary, and higher education.

General Government: agencies that provide overall policy guidance to state government, perform administrative services to all state agencies, collect and distribute state revenues, and carry out regulatory functions.

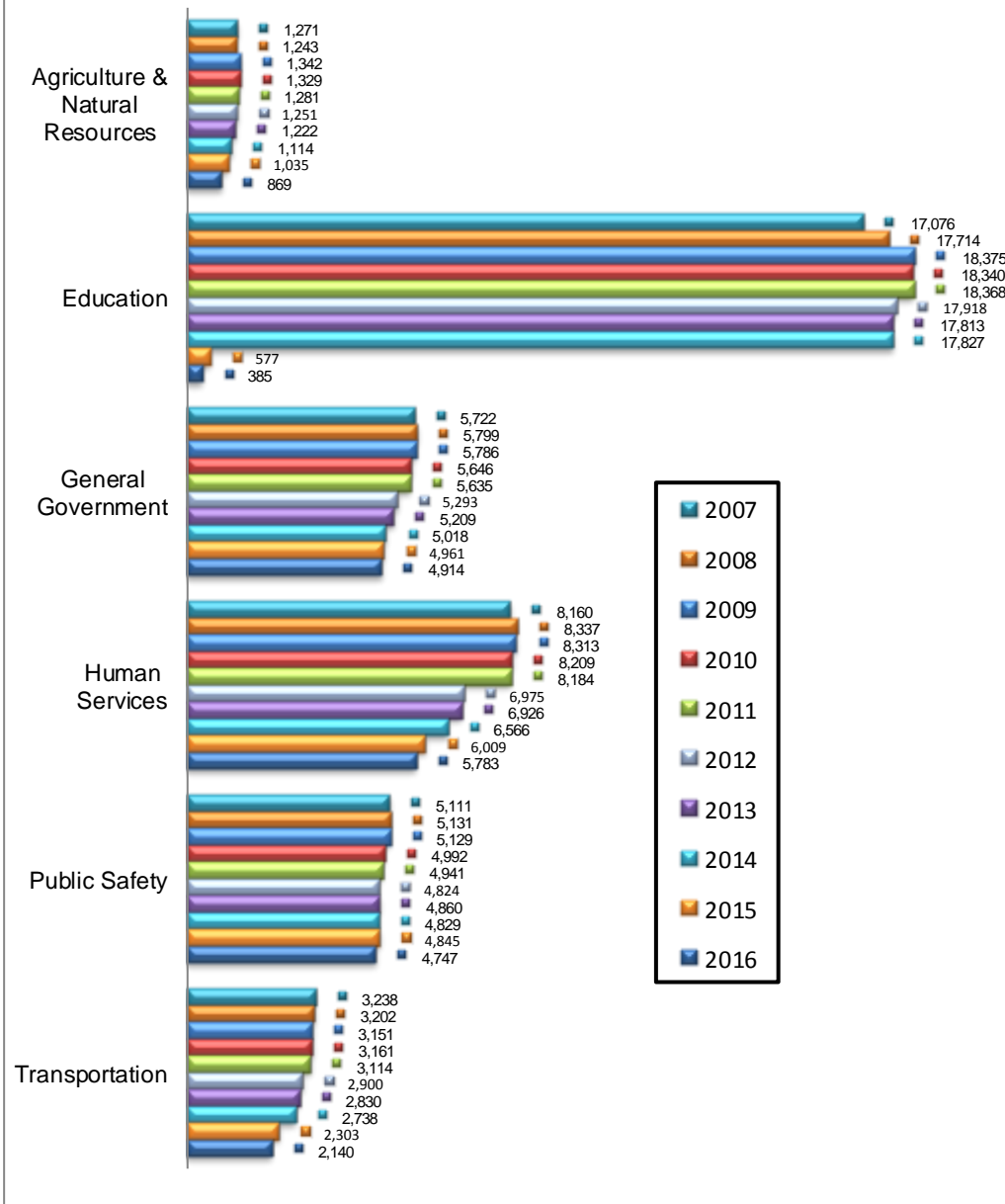
Human Services: agencies that provide a wide range of services to Kansans, including job training and placement, payment of unemployment insurance benefits, veterans' counseling and care; preventive health services and social services to elderly and disadvantaged citizens.

Public Safety: agencies that preserve the security and safety of Kansas citizens.

Transportation: the Kansas Department of Transportation provides maintenance and improvement of the 10,000-mile state highway system.

Source: Fiscal Year 2016 Budget Comparison Report, Schedule 7

Number of Authorized FTE by Government Function FY 2007- 2016



Source: Fiscal Year 2016 Budget Comparison Report, (Schedule 7). The number of positions in Education decreased because Regents Universities are no longer included in the Workforce Report.

Number of Positions by Agency
Full Time Equivalent (FTE) Positions

FY 07 -16

Agy #	Agency Name	2007	2008	2009	2010	2011	2012	2013	2014	2015	2016	+/-
028	Accountancy, Board of	3.00	3.00	3.00	3.00	3.00	3.00	2.00	1.00	1.00	1.00	-2.0
034	Adjutant General	219.00	219.00	219.00	219.00	219.00	199.00	197.00	200.50	185.50	132.50	-86.5
039	Aging & Disability Services, Dept for	208.00	209.00	214.00	214.00	214.00	164.00	277.25	233.00	217.00	195.00	-13.0
046	Agriculture, Dept of	308.50	314.50	354.50	344.50	341.50	353.50	352.49	270.00	233.00	138.48	-170.0
055	Animal Health Dept	33.00	33.00	33.00	33.00	33.00	0.00	0.00	0.00	0.00	0.00	-33.0
058	Human Rights Commission	34.00	34.00	34.00	34.00	34.00	25.00	23.00	23.00	23.00	23.00	-11.0
082	Attorney General	102.00	102.00	104.00	110.00	110.00	109.40	103.50	116.00	116.00	120.00	18.0
083	Investigation, Kansas Bureau of	220.00	220.00	220.00	221.00	221.00	209.00	218.00	211.00	223.00	223.00	3.0
094	Bank Comm, Office of the State	90.00	97.00	99.00	99.00	99.00	99.00	109.00	109.00	103.00	95.00	5.0
100	Barbering, Board of	1.50	1.50	1.50	1.50	1.50	1.50	1.50	1.50	1.00	1.00	-0.5
102	Behavioral Sciences Reg Bd	8.00	8.00	8.00	8.00	8.00	8.00	9.00	9.00	6.00	6.00	-2.0
105	Healing Arts, Board of	32.00	39.00	39.00	45.00	45.00	45.00	45.00	45.00	45.00	45.00	13.0
122	Citizens' Utility Ratepayer Bd	3.00	6.00	6.00	6.00	6.00	6.00	6.00	6.00	6.00	6.00	3.0
143	Corporation Commission, Ks	214.00	214.00	214.00	214.00	214.00	212.00	209.00	198.00	198.00	197.00	-17.0
149	Cosmetology, Board of	12.00	12.00	12.00	12.00	12.00	11.00	11.00	11.00	11.00	11.00	-1.0
159	Credit Unions, Dept of	13.00	12.00	12.00	12.00	12.00	12.00	12.00	12.00	12.00	12.00	-1.0
167	Dental Board, Kansas	3.00	3.00	3.00	3.00	3.00	3.00	3.00	3.00	3.00	3.00	0.0
171	Health Policy Authority	171.20	225.80	263.90	272.70	294.70	0.00	0.00	0.00	0.00	0.00	-171.2
173	Administration, Dept of	759.60	760.60	760.60	760.50	747.00	568.30	542.25	467.15	466.15	391.00	-368.6
177	Ellsworth Corr Fac	223.00	223.00	219.00	219.00	219.00	220.00	217.00	232.00	232.00	232.00	9.0
178	Administrative Hearings, Office Of	0.00	0.00	0.00	13.00	13.00	13.00	13.00	10.00	9.00	4.00	4.0
195	El Dorado Corr Fac	465.00	465.00	462.00	446.00	426.00	422.00	422.00	477.50	480.50	483.00	18.0
204	Mortuary Arts, Bd of	3.00	3.00	3.00	3.00	3.00	3.00	3.00	3.00	3.00	3.00	0.0
206	Emergency Med Svcs Bd	14.00	14.00	14.00	14.00	14.00	14.00	14.00	14.00	14.00	14.00	0.0
247	Ethics Comm, Kansas Gov	9.00	9.00	9.00	9.00	9.00	9.00	9.00	7.50	7.50	7.50	-1.5
252	Governor, Office of the	39.00	40.70	37.80	37.90	40.00	40.10	40.00	36.87	30.42	31.17	-7.8
261	Guardianship Program, Kansas	12.00	12.00	12.00	12.00	11.00	10.00	10.00	10.00	10.00	10.00	-2.0
264	Health & Env, Dept of Env	462.30	424.20	475.60	473.90	428.00	421.00	404.63	378.58	345.58	291.48	-170.8
264	Health & Env, Dept of Health	416.70	465.30	407.90	369.20	363.40	554.40	536.93	466.75	452.90	496.60	79.9
266	Hearing Instruments, Bd of Examiners	0.40	0.00	0.40	0.50	0.50	0.00	0.00	0.00	0.00	0.00	-0.4
270	Health Care Stab Fund Bd of Gov	17.00	17.00	17.00	17.00	18.00	18.00	18.00	18.00	19.00	20.00	3.0
276	Transportation, Dept of	3238.00	3202.00	3151.00	3113.50	3113.50	2916.50	2829.50	2687.50	2302.50	2139.50	-1,098.5
280	Highway Patrol	859.00	859.00	859.00	859.00	859.00	851.00	841.00	841.00	841.00	834.00	-25.0
288	Historical Society, State	134.00	134.00	134.00	134.00	134.00	117.00	117.00	95.50	95.50	95.50	-38.5
296	Labor, Department of	601.20	602.20	552.00	552.00	552.00	499.00	489.00	443.44	335.05	232.45	-368.8
300	Commerce, Department of	423.10	424.00	418.70	314.80	314.80	251.80	238.00	192.00	164.25	149.00	-274.1
313	Hutchinson Corr Fac	515.00	515.00	512.00	512.00	512.00	510.00	504.00	504.00	504.00	504.00	-11.0
319	Topeka Juvenile Corr Fac	0.00	0.00	0.00	0.00	0.00	0.00	0.00	0.00	0.00	0.00	0.0
325	Beloit Juvenile Corr Fac	87.00	87.00	87.00	87.00	0.00	0.00	0.00	0.00	0.00	0.00	-87.0
328	Indigents Defense Svcs, Bd of	187.00	193.00	193.00	195.00	195.00	185.00	188.00	186.50	187.00	187.00	0.0
331	Insurance Dept	143.00	143.00	143.00	138.40	138.40	123.40	122.36	122.36	122.36	122.36	-20.6
349	Judicial Council	7.00	7.00	7.00	7.00	7.00	4.00	5.00	5.00	5.00	5.00	-2.0
350	Juvenile Justice Authority	42.00	42.00	42.00	42.00	45.00	32.00	32.00	0.00	0.00	0.00	-42.0
352	Juvenile Corr Complex	256.50	253.00	253.50	269.50	297.50	292.50	288.50	266.50	262.50	236.50	-20.0
355	Atchison Juvenile Corr Fac	99.00	99.00	99.00	3.00	0.00	0.00	0.00	0.00	0.00	0.00	-99.0
359	Arts Commission, Kansas	8.00	8.00	8.00	8.00	8.00	0.00	0.00	0.00	0.00	0.00	-8.0
360	Kansas, Inc.	4.50	4.50	4.50	4.50	4.50	0.00	0.00	0.00	0.00	0.00	-4.5
363	Neurological Institute, Ks	575.00	575.00	570.00	570.20	546.70	485.70	469.70	471.70	473.50	457.20	-117.8
365	Kansas Public Emp Ret Sys	85.30	85.30	88.30	87.30	87.30	86.30	95.25	97.35	98.35	98.35	13.1
371	Technology Enterprise Corp, Ks	29.00	16.00	16.00	16.00	14.70	0.00	0.00	0.00	0.00	0.00	-29.0
373	Fair, Kansas State	24.00	23.00	24.00	24.00	24.00	25.00	25.00	25.00	25.00	25.00	1.0
400	Lansing Corr Fac	696.00	696.00	700.00	682.00	682.00	682.00	679.00	679.00	682.00	681.00	-15.0
408	Larned Correctional Mental Health Fac.	187.00	186.00	185.00	185.00	185.00	184.00	183.00	182.00	182.00	184.00	-3.0
410	Larned State Hospital	966.20	978.20	976.20	976.00	976.20	839.20	889.20	928.00	936.50	936.50	-29.7

Number of Positions by Agency
Full Time Equivalent (FTE) Positions

												FY 07 -16
Agy #	Agency Name	2007	2008	2009	2010	2011	2012	2013	2014	2015	2016	+/-
412	Larned Juvenile Corr Fac	146.00	146.00	146.00	157.00	157.00	150.00	148.00	142.00	147.00	137.00	-9.0
422	Legislative Coord Council	12.00	12.00	11.00	15.00	14.00	15.00	12.00	8.00	8.00	8.00	-4.0
425	Legislative Research Dept	38.00	40.00	40.00	40.00	40.00	40.00	40.00	40.00	40.00	40.00	2.0
428	Legislature	35.00	35.00	37.00	37.00	37.00	39.00	48.00	48.00	48.00	48.00	13.0
434	Library, State	27.00	27.00	27.00	26.00	25.00	24.00	24.00	25.00	24.00	18.00	-9.0
446	Lieutenant Gov, Office of the	4.00	4.00	4.00	3.50	3.50	3.50	3.00	0.00	0.00	0.00	-4.0
450	Lottery, Kansas	87.00	87.00	99.00	99.00	99.00	99.00	96.00	90.00	85.00	75.00	-12.0
482	Nursing, Board of	22.00	24.00	24.00	24.00	24.00	24.00	23.00	26.00	25.00	26.00	4.0
488	Optometry, Board of Examiners	1.00	1.00	1.00	0.80	0.80	0.80	0.80	0.80	0.80	1.00	0.0
494	Osawatimie State Hospital	399.00	420.00	491.00	441.40	441.40	396.40	386.40	396.40	498.10	483.10	84.1
507	Parsons State Hosp/ Trng Cntr	467.00	497.00	497.00	497.20	495.20	455.20	437.20	427.70	467.20	467.20	0.2
521	Corrections, Dept of	308.70	320.70	324.70	325.70	321.00	298.50	357.00	311.50	305.00	316.00	7.3
523	Parole Board, Kansas	3.00	3.00	3.00	3.00	3.00	0.00	0.00	0.00	0.00	0.00	-3.0
529	Peace Officers, Stds and Trng	0.00	7.00	4.00	7.00	7.00	7.00	7.00	7.00	6.00	5.00	5.0
531	Pharmacy, Board of	7.00	10.00	8.00	8.00	8.00	8.00	8.00	8.00	9.00	9.00	2.0
540	Post Audit, Legislative Division	26.00	26.00	27.00	27.00	22.00	22.00	22.00	22.00	25.00	25.00	-1.0
543	Real Estate Appraisal Board	2.00	2.00	2.00	3.00	2.00	2.00	2.00	2.00	2.00	2.00	0.0
549	Real Estate Comm, Ks	14.00	15.00	15.00	15.00	15.00	13.00	13.00	11.00	9.00	9.00	-5.0
553	Racing & Gaming Comm, Ks	67.00	102.00	119.00	73.50	73.50	99.50	98.00	93.50	91.50	113.00	46.0
555	Rainbow Mental Health Fac	115.00	122.00	122.00	122.20	122.20	112.20	109.20	112.20	0.00	0.00	-115.0
561	Regents, Bd of	59.00	64.00	64.00	63.50	63.50	63.50	62.50	62.50	62.50	62.50	3.5
562	Tax Appeals, Board of	26.00	26.00	26.00	26.00	26.00	20.00	19.00	19.00	17.00	17.00	-9.0
565	Revenue, Dept of	1146.00	1146.00	1096.00	1096.00	1096.00	1046.00	994.00	944.00	944.00	944.00	-202.0
579	Revisor of Statutes	30.00	34.00	32.00	31.50	31.50	31.50	31.50	31.50	31.50	31.50	1.5
581	Norton Corr Fac	265.00	265.00	264.00	232.00	264.00	259.00	261.00	260.00	264.00	262.00	-3.0
604	Blind, School for the	93.50	93.50	93.50	93.50	33.50	82.50	82.50	81.50	81.50	81.50	-12.0
610	Deaf, School for the	173.50	173.50	173.50	173.50	173.50	150.50	150.50	143.50	143.50	143.50	-30.0
622	Secretary of State	55.00	55.00	55.00	55.00	54.00	51.00	51.00	50.00	48.00	48.00	-7.0
625	Securities Comm, Office of the	30.00	32.00	32.00	32.10	32.10	32.10	30.00	30.00	30.00	26.75	-3.3
626	Sentencing Commission, Ks	9.00	10.00	10.00	10.00	10.00	8.00	8.00	9.00	9.00	9.50	0.5
629	Children & Family Services, Dept for	3671.00	3671.00	3670.00	3669.10	3669.10	3119.10	2987.63	2743.76	2251.51	2136.51	-1,534.5
634	Conservation Commission, State	13.00	14.00	14.00	14.00	13.00	0.00	0.00	0.00	0.00	0.00	-13.0
652	Education, Dept of	211.80	216.20	213.30	213.30	210.30	188.00	187.25	170.50	170.00	160.00	-51.8
660	Topeka Corr Fac	248.00	248.00	246.00	246.00	246.00	238.00	239.00	239.00	255.00	255.00	7.0
663	Technical Professions, State Bd	6.00	6.00	6.00	5.00	5.00	5.00	5.00	5.00	5.00	5.00	-1.0
670	Treasurer, State	56.00	56.00	56.00	55.50	53.50	46.50	46.50	46.50	45.50	45.50	-10.5
677	Judicial Branch	1834.30	1846.30	1858.30	1858.30	1855.30	1855.30	1855.30	1858.30	1859.30	1899.30	65.0
694	Veterans Affairs, Comm on	558.00	558.00	537.00	513.00	498.00	340.00	333.00	333.00	368.00	368.00	-190.0
700	Veterinary Examiners, Bd of	3.00	3.00	3.00	3.00	3.00	3.00	3.00	4.00	0.00	4.00	1.0
709	Water Office, Kansas	23.00	24.00	24.00	23.50	23.50	21.00	21.00	18.00	18.00	19.00	-4.0
710	Wildlife, Parks & Tourism, Dept of	408.00	411.00	417.00	416.50	417.50	430.50	418.50	418.50	412.50	395.50	-12.5
712	Winfield Corr Fac	201.00	201.00	200.00	200.00	200.00	200.00	196.00	198.00	198.00	198.00	-3.0
Total FTE		24,164	24,373	24,374	23,963	23,748	21,837	21,621	20,734	19,674	18,974	-5,189

Comments: Positions by agency reflects the total number full-time equivalent positions authorized for each agency. Typically, agencies have more positions than employees, because there are vacancies at any given time. In some cases more than one employee may be used to fill an FTE.

Source: Fiscal Year 2016 Budget Comparison Report, (Schedule 7)

**Number of Classified and Unclassified Employees by Agency
Fiscal Year 2016**

Agy #	Agency Name	Number of Employees		
		Classified	Unclassified	Total
028	Accountancy, Board of	0	3	3
034	Adjutant General	20	199	219
039	Aging & Disability Svcs, Dept for	82	128	210
046	Agriculture, Kansas Dept of	46	244	290
058	Human Rights Commission, Kansas	14	1	15
082	Attorney General	0	103	103
083	Kansas Bureau of Investigation	173	69	242
094	Bank Commissioner	0	89	89
100	Barbering, Board of	0	3	3
102	Behavioral Sciences Reg Board	3	6	9
105	Healing Arts, State Bd of	3	37	40
122	Citizens Utility Ratepayer Bd	0	3	3
143	Corporation Commission	7	154	161
149	Cosmetology, Board of	4	6	10
159	Credit Unions, Dept of	0	9	9
167	Dental Board	1	2	3
173	Administration, Dept of	159	280	439
177	Ellsworth Correctional Fclty	167	13	180
178	Administrative Hearings, Office of	1	8	9
195	El Dorado Correctional Fclty	364	23	387
204	Mortuary Arts, Board of	2	1	3
206	Emergency Medical Services	4	5	9
234	Fire Marshal	8	44	52
247	Governmental Ethics Commission	0	7	7
252	Governor	0	34	34
264	Health & Environment, Dept of	306	586	892
270	Health Care Stabilization Fund	1	19	20
276	Transportation, Dept of	1,204	864	2,068
280	Highway Patrol	647	56	703
288	Historical Society, Kansas	53	5	58
296	Labor, Dept of	123	199	322
300	Commerce, Dept of	87	128	215
313	Hutchinson Correctional Fclty	355	23	378
328	Indigents Defense Svcs St Bd	32	110	142
331	Insurance Department	1	87	88
349	Judicial Council	0	5	5
352	Kansas Juvenile Correct. Complex	161	16	177
363	Kansas Neurological Institute	344	18	362
365	Ks Public Employees Retirement System	3	98	101
373	Fair Board, Kansas State	10	9	19
400	Lansing Correctional Facility	466	35	501

**Number of Classified and Unclassified Employees by Agency
Fiscal Year 2016**

Agy #	Agency Name	Number of Employees		
		Classified	Unclassified	Total
408	Larned Corr Mental Hlth Fclty	134	8	142
410	Larned State Hospital	410	120	530
412	Larned Juvenile Correct.Facil.	106	7	113
422	Legislative Coordinating CncL	0	7	7
425	Legislative Research Dept	0	36	36
428	Legislature	0	39	39
434	State Library	13	13	26
450	Lottery, Kansas	4	76	80
482	Nursing, Board of	15	7	22
488	Optometry Board of Examiners	1	0	1
494	Osawatomie State Hospital	159	111	270
507	Parsons St Hosp & Trng Center	353	46	399
521	Corrections, Dept of	187	164	351
522	Correctional Industries, Kansas	34	12	46
529	Peace Officers Standards & Training	0	4	4
531	Pharmacy, Board of	3	4	7
540	Post Audit Legislative Div	0	22	22
543	Real Estate Appraisal Board	0	2	2
549	Real Estate Commission	0	8	8
553	Racing & Gaming Commission, KS	6	53	59
561	Regents, Board of	1	54	55
562	Board of Tax Appeals	7	6	13
565	Revenue, Dept of	602	290	892
579	Revisor of Statutes	0	25	25
581	Norton Correctional Facility	199	18	217
604	School for the Blind	12	44	56
610	School for the Deaf	20	86	106
622	Secretary of State	0	37	37
625	Securities Comm of Kansas	0	22	22
626	Sentencing Commission, Kansas	0	12	12
629	Children & Families, Dept for	1,415	479	1,894
652	Education, Dept of	77	140	217
660	Topeka Correctional Facility	163	34	197
663	Technical Professions St Bd	0	4	4
670	State Treasurer	1	29	30
671	Pooled Money Investment Board	1	4	5
677	Judicial Branch	0	1,670	1,670
694	Veterans Commission	233	36	269
700	Board of Veterinary Examiners	0	3	3
709	Water Office, Kansas	1	16	17
710	Wildlife, Parks, & Tourism, KS	255	115	370
712	Winfield Correctional Facility	154	8	162
	TOTAL	9,417	7,600	17,017

Source: SHARP (FY 2016); Includes classified and unclassified, benefit-eligible employees including full and part-time employees. Excludes Regents universities, legislators, classified temporary and unclassified non-benefit eligible employees.

Classified Employees by County of Work Fiscal Year 2016

County	Num of Emp	Avg Age	Avg Yrs Service	Avg Salary	County	Num of Emp	Avg Age	Avg Yrs Service	Avg Salary
Allen	30	45.27	12.70	\$37,265.28	Linn	11	47.82	12.45	\$39,822.55
Anderson	22	48.09	13.68	\$36,090.84	Leavenworth	524	43.92	11.21	\$36,632.49
Atchison	16	48.63	16.81	\$38,056.20	Lyon	52	49.04	14.42	\$37,741.20
Barber	3	54.00	20.67	\$49,857.60	Mitchell	12	47.83	17.67	\$40,560.00
Bourbon	20	48.40	11.40	\$36,336.56	Meade	8	42.88	14.75	\$47,412.30
Brown	28	49.21	21.07	\$37,973.37	Montgomery	58	49.36	14.74	\$38,947.28
Barton	83	47.64	14.35	\$44,767.98	Miami	187	47.96	13.78	\$33,680.22
Butler	411	42.59	10.83	\$36,531.38	Marion	19	47.05	12.32	\$36,843.37
Clark	5	51.00	17.40	\$35,971.52	McPherson	31	46.45	15.16	\$39,389.16
Cloud	16	43.00	14.44	\$41,310.10	Morris	9	45.89	15.78	\$36,346.84
Coffey	15	43.93	12.80	\$44,758.83	Marshall	17	49.00	20.06	\$36,675.29
Cherokee	31	48.19	15.48	\$36,793.19	Morton	2	41.50	11.50	\$36,847.20
Cowley	305	44.92	11.24	\$33,854.51	Nemaha	10	48.30	20.10	\$41,125.76
Comanche	6	48.00	14.00	\$34,372.00	Neosho	77	52.84	17.61	\$42,256.42
Cheyenne	3	45.00	11.33	\$33,793.07	Ness	3	54.33	17.67	\$35,484.80
Chautauqua	9	45.78	11.22	\$34,047.29	Norton	199	46.45	13.02	\$36,725.48
Crawford	94	48.84	14.64	\$41,115.85	Osborne	9	42.67	14.11	\$46,099.73
Chase	6	45.67	15.33	\$37,145.33	Osage	15	49.73	12.60	\$35,820.37
Clay	14	41.29	12.07	\$42,473.60	Ottawa	10	45.80	12.70	\$40,491.36
Decatur	8	46.50	15.88	\$37,770.20	Phillips	28	47.25	16.25	\$38,540.91
Douglas	94	49.19	15.57	\$41,902.49	Pawnee	663	45.38	10.65	\$35,463.64
Dickinson	12	45.67	17.92	\$41,414.53	Pratt	72	47.75	15.78	\$40,022.96
Doniphan	4	44.25	9.25	\$37,923.60	Pottawatomie	23	50.91	19.35	\$40,423.44
Edwards	6	50.00	14.83	\$33,782.67	Rawlins	15	53.00	15.93	\$37,953.07
Elk	0	0.00	0.00	\$0.00	Rice	7	52.57	17.86	\$41,169.14
Ellis	89	47.42	15.36	\$42,839.94	Rush	4	45.50	5.50	\$29,796.00
Ellsworth	187	44.54	10.15	\$37,094.52	Riley	73	49.27	15.23	\$41,628.49
Finney	82	48.02	15.71	\$40,879.36	Reno	494	43.24	11.92	\$36,557.24
Ford	135	46.09	10.48	\$33,437.46	Rooks	40	45.30	12.08	\$37,950.64
Franklin	41	50.05	14.32	\$38,944.20	Republic	21	57.00	21.71	\$38,666.21
Gearly	62	47.45	12.84	\$36,976.70	Russell	9	46.78	16.11	\$40,111.64
Graham	5	50.00	12.40	\$37,876.80	Saline	242	47.75	12.84	\$40,095.31
Greeley	2	45.50	9.50	\$34,080.80	Scott	7	48.43	14.86	\$41,757.49
Gove	5	48.80	15.60	\$39,994.24	Sheridan	2	57.00	25.00	\$37,658.40
Grant	6	52.83	13.83	\$49,302.93	Stafford	6	37.67	13.17	\$47,392.80
Greenwood	9	43.78	12.89	\$33,464.89	Sedgwick	564	48.04	13.60	\$39,484.80
Gray	6	47.67	12.33	\$55,120.00	Sherman	18	44.78	12.67	\$37,258.58
Hodgeman	3	42.00	18.33	\$42,272.53	Smith	6	42.67	12.00	\$39,433.33
Hamilton	5	45.60	10.80	\$34,332.48	Shawnee	2857	49.22	16.62	\$40,793.51
Harper	8	53.75	15.13	\$37,713.00	Stanton	0	0.00	0.00	\$0.00
Haskell	2	47.50	8.50	\$47,528.00	Sumner	14	46.36	16.00	\$47,288.80
Harvey	24	49.88	14.71	\$37,378.47	Stevens	3	55.00	14.00	\$31,096.00
Jackson	16	52.63	17.94	\$40,476.80	Seward	41	45.39	13.46	\$38,782.36
Jefferson	17	45.82	12.82	\$42,385.51	Thomas	22	46.73	15.55	\$44,374.96
Johnson	260	49.62	13.56	\$39,643.76	Trego	17	44.59	13.82	\$43,011.95
Jewell	15	53.47	17.93	\$36,283.52	Wallace	4	55.50	17.25	\$33,560.80
Kearny	2	38.00	8.50	\$52,301.60	Wabaunsee	18	51.94	17.72	\$39,437.96
Kingman	7	43.14	11.57	\$39,353.60	Wichita	0	0.00	0.00	\$0.00
Kiowa	7	54.29	20.14	\$45,263.77	Wilson	9	44.00	9.44	\$41,526.04
Labette	427	46.13	12.28	\$31,981.90	Woodson	14	41.36	10.21	\$34,998.97
Lincoln	13	44.15	12.15	\$36,806.40	Washington	4	48.00	10.00	\$41,163.20
Lane	3	52.00	14.33	\$33,897.07	Wyandotte	172	49.30	15.13	\$37,875.63
Logan	16	48.63	12.00	\$42,199.30					

Source: SHARP (FY 2016); Excludes Regents universities, unclassified, temporary and student employees

Unclassified Employees by County of Work Fiscal Year 2016

County	Num of Emp	Avg Age	Avg Yrs Service	Avg Salary	County	Num of Emp	Avg Age	Avg Yrs Service	Avg Salary
Allen	23	48.65	13.26	\$48,915.17	Linn	7	50.43	8.00	\$45,148.24
Anderson	13	46.38	14.31	\$48,448.06	Leavenworth	88	47.25	14.28	\$48,067.65
Atchison	18	48.33	16.78	\$46,669.36	Lyon	46	46.02	11.17	\$43,962.18
Barber	6	49.33	11.50	\$43,757.34	Mitchell	6	47.17	13.00	\$40,738.37
Bourbon	14	48.14	9.93	\$45,564.96	Meade	5	51.00	12.80	\$37,647.94
Brown	24	50.50	16.33	\$46,629.04	Montgomery	38	48.84	9.42	\$44,748.93
Barton	50	51.04	15.56	\$46,149.61	Miami	139	47.58	8.34	\$60,177.14
Butler	72	47.94	13.43	\$48,201.43	Marion	15	45.80	16.60	\$49,274.00
Clark	6	44.00	12.50	\$38,125.42	McPherson	22	50.68	13.86	\$46,898.61
Cloud	18	49.11	15.33	\$42,296.82	Morris	8	57.50	12.88	\$36,579.41
Coffey	9	47.11	16.44	\$48,892.20	Marshall	16	39.00	8.13	\$36,017.76
Cherokee	14	47.71	10.71	\$44,617.79	Morton	6	45.33	9.50	\$53,018.87
Cowley	49	47.14	11.82	\$46,288.08	Nemaha	8	47.50	13.13	\$45,945.35
Comanche	5	48.20	10.00	\$42,406.98	Neosho	72	49.67	15.74	\$49,188.36
Cheyenne	4	45.00	5.00	\$35,275.54	Ness	7	55.71	26.14	\$39,372.57
Chautauqua	4	59.00	22.25	\$42,785.42	Norton	45	47.13	14.51	\$48,918.10
Crawford	47	48.98	15.40	\$49,670.90	Osborne	4	43.75	13.00	\$41,127.08
Chase	4	46.50	22.50	\$45,881.60	Osage	8	39.25	10.00	\$37,829.63
Clay	11	44.36	9.91	\$40,254.05	Ottawa	7	53.29	12.57	\$49,421.14
Decatur	4	54.75	22.00	\$46,787.96	Phillips	12	48.67	17.92	\$48,362.36
Douglas	88	43.28	11.36	\$49,814.67	Pawnee	145	43.90	8.86	\$54,343.02
Dickinson	15	51.60	12.87	\$44,620.97	Pratt	57	47.44	13.18	\$49,163.02
Doniphan	8	53.13	15.38	\$41,072.55	Pottawatomie	19	51.95	18.42	\$54,239.89
Edwards	6	53.33	17.17	\$45,603.22	Rawlins	9	44.78	10.89	\$41,776.09
Elk	2	49.00	4.00	\$49,446.36	Rice	7	60.43	22.14	\$42,696.75
Ellis	79	47.76	14.06	\$48,680.00	Rush	4	48.50	12.75	\$43,473.86
Ellsworth	31	54.74	14.26	\$46,420.33	Riley	163	45.61	10.66	\$51,953.57
Finney	73	48.86	11.90	\$49,996.20	Reno	134	48.61	13.25	\$45,749.30
Ford	80	46.34	9.19	\$47,391.61	Rooks	13	38.31	10.15	\$44,401.34
Franklin	18	45.44	13.78	\$46,838.05	Republic	6	46.83	15.67	\$48,989.53
Geary	48	44.96	8.46	\$47,355.26	Russell	10	47.90	13.20	\$39,757.22
Graham	6	50.00	16.00	\$43,814.96	Saline	129	48.87	12.74	\$46,679.61
Greeley	4	50.75	16.00	\$39,390.36	Scott	10	53.20	10.00	\$34,250.91
Gove	5	55.60	11.20	\$38,571.00	Sheridan	5	56.40	23.80	\$39,633.71
Grant	11	47.27	11.27	\$41,068.34	Stafford	8	42.25	8.63	\$41,722.35
Greenwood	8	45.13	8.63	\$38,279.74	Sedgwick	538	47.44	11.48	\$47,182.47
Gray	8	48.88	7.25	\$41,665.62	Sherman	14	51.50	14.86	\$39,876.36
Hodgeman	5	42.80	10.40	\$37,023.31	Smith	4	51.00	22.25	\$43,390.80
Hamilton	12	53.42	16.83	\$42,984.02	Shawnee	3938	46.76	11.97	\$53,989.49
Harper	4	49.25	5.75	\$47,551.70	Stanton	3	58.67	10.67	\$42,828.99
Haskell	3	29.33	2.67	\$30,430.40	Sumner	25	46.92	10.92	\$47,623.12
Harvey	26	47.81	14.92	\$45,959.58	Stevens	7	45.71	14.86	\$57,265.35
Jackson	11	51.09	15.55	\$45,327.37	Seward	15	52.87	18.13	\$45,532.57
Jefferson	15	51.87	16.53	\$47,497.40	Thomas	20	46.30	15.05	\$45,958.88
Johnson	359	46.47	11.87	\$49,445.58	Trego	7	44.43	14.14	\$42,198.55
Jewell	9	52.56	16.22	\$39,975.28	Wallace	4	49.75	15.75	\$38,164.14
Kearny	5	51.40	7.40	\$39,675.34	Wabaunsee	7	51.57	20.57	\$45,014.06
Kingman	13	46.00	13.77	\$45,525.24	Wichita	3	48.67	7.67	\$38,294.59
Kiowa	5	54.80	14.80	\$41,017.03	Wilson	13	48.92	14.23	\$45,391.94
Labette	69	46.42	9.72	\$44,080.59	Woodson	6	41.50	8.50	\$38,880.95
Lincoln	6	41.50	8.00	\$44,749.32	Washington	12	51.67	12.00	\$47,956.01
Lane	3	57.00	16.33	\$48,964.24	Wyandotte	256	49.47	14.38	\$48,824.83
Logan	10	48.90	16.50	\$49,188.16	All Other	10	47.50	6.90	\$47,931

Source: SHARP (FY 2016); Excludes Regents universities, classified, student employees, legislators, and unclassified non-benefit eligible employees.

**Twenty-Five Most Populous Job Titles
Classified Jobs - FY 2016**

Rank	Job Title	Number of Employees
1	Corrections Officer I (B)	587
2	MHDD Technician	547
3	Human Services Specialist	427
4	Corrections Officer I (A)	426
5	Corrections Officer II	335
6	Corrections Supervisor I	310
7	Equipment Operator Senior	288
8	Administrative Assistant	286
9	Administrative Specialist	271
10	Equipment Operator	255
11	Social Worker Specialist	248
12	Hwy Patrol Master/Tech Trooper	247
13	Senior Administrative Asst	240
14	Human Services Assistant	158
15	Engineering Technician Senior	137
16	Juvenile Corrections Off I(B)	124
17	Engineering Technician	122
18	Program Consultant I	114
19	Custodial Specialist	110
20	Driver License Examiner	94
21	Equipment Operator Specialist	92
22	Engineering Technician Spec	85
23	Registered Nurse Senior	85
24	Corrections Counselor I	80
25	Corrections Supervisor II	79

Source: SHARP (FY 2016); Includes part-time and full-time classified employees. Excludes Regents universities, unclassified, temporary, and student employees

Twenty-Five Most Populous Agencies FY 2016					
Rank	Agy #	Agency Name	Number of Employees		
			Classified	Unclassified	Total
1	276	Transportation, Dept of	1204	864	2068
2	629	Children & Families, Dept for	1415	479	1894
3	677	Judicial Branch	0	1670	1670
4	264	Health & Environment, Dept of	306	586	892
5	565	Revenue, Dept of	602	290	892
6	280	Highway Patrol	647	56	703
7	410	Larned State Hospital	410	120	530
8	400	Lansing Correctional Facility	466	35	501
9	173	Administration, Dept of	159	280	439
10	507	Parsons State Hosp & Training	353	46	399
11	195	El Dorado Correctional Facility	364	23	387
12	313	Hutchison Correctional Fclty	355	23	378
13	710	Wildlife, Parks, & Tourism, KS	255	115	370
14	363	Kansas Neurological Institute	344	18	362
15	521	Corrections, Dept of	187	164	351
16	296	Labor, Dept of	123	199	322
17	046	Agriculture, KS Dept of	46	244	290
18	494	Osawatomie State Hospital	159	111	270
19	694	Veterans Commission	233	36	269
20	083	Kansas Bureau of Investigation	173	69	242
21	034	Adjutant General	20	199	219
22	581	Norton Correctional Facility	199	18	217
23	652	Department of Education	77	140	217
24	300	Commerce, Dept of	87	128	215
25	039	KS Dept for Aging & Disab Svs	82	128	210

Comments: Eighty-four percent of employees are located in the top twenty-five most populous agencies.

Source: SHARP (FY 2016); Includes classified and unclassified, benefit-eligible employees including full and part-time employees. Excludes Regents universities, legislators, student employees, classified temporary and unclassified non-benefit eligible temporary employees.

State of Kansas
Fiscal Year 2016
Section 2: Workforce Characteristics

Workforce Summary

- The average age of both Classified and Unclassified employees was 47 and each had an average of 13 years of service.
- Forty-eight percent of employees were age 50 or older.
- Forty-five percent of employees had less than 10 years of employment and twenty-six percent had less than 5 years.

**Number, Salary, Age and Years of Service of Classified Employees By Agency
Fiscal Year 2016**

Agy #	Agency Name	# Classified Employees	Average Salary	Average Age	Average Yrs of Service
028	Accountancy, Board of	0	NR	NR	NR
034	Adjutant General	20	\$42,720	52.40	19.30
039	Aging & Disability Svcs, Dept for	82	\$46,009	55.44	15.60
046	Agriculture, Kansas Dept of	46	\$46,884	54.39	18.54
058	Human Rights Commission, Kansas	14	\$38,505	50.93	15.71
082	Attorney General	0	NR	NR	NR
083	Kansas Bureau of Investigation	173	\$56,175	44.37	12.35
094	Bank Commissioner	0	NR	NR	NR
100	Barbering, Board of	0	NR	NR	NR
102	Behavioral Sciences Reg Board	3	NR	NR	NR
105	Healing Arts, State Bd of	3	NR	NR	NR
122	Citizens Utility Ratepayer Bd	0	NR	NR	NR
143	Corporation Commission	7	\$42,491	64.14	25.86
149	Cosmetology, Board of	4	NR	NR	NR
159	Credit Unions, Dept of	0	NR	NR	NR
167	Dental Board	1	NR	NR	NR
173	Administration, Dept of	159	\$37,542	52.26	18.57
177	Ellsworth Correctional Fclty	167	\$36,539	44.41	9.57
178	Adminstrative Hearings, Office of	1	NR	NR	NR
195	El Dorado Correctional Fclty	364	\$35,166	41.33	8.72
204	Mortuary Arts, Board of	2	NR	NR	NR
206	Emergency Medical Services	4	NR	NR	NR
234	Fire Marshal	8	\$42,975	47.00	8.00
247	Governmental Ethics Commission	0	NR	NR	NR
252	Governor	0	NR	NR	NR
264	Health & Environment, Dept of	306	\$46,001	53.55	18.71
270	Health Care Stabilization Fund	1	NR	NR	NR
276	Transportation, Dept of	1204	\$36,110	49.96	15.85
280	Highway Patrol	647	\$53,651	43.76	14.38
288	Historical Society, Kansas	53	\$38,805	54.30	20.15
296	Labor, Dept of	123	\$43,099	53.67	20.35
300	Commerce, Dept of	87	\$36,849	50.72	11.37
313	Hutchinson Correctional Fclty	355	\$35,844	40.81	10.30
328	Indigents Defense Svcs St Bd	32	\$35,038	52.81	18.38
331	Insurance Department	1	NR	NR	NR
349	Judicial Council	0	NR	NR	NR
352	Kansas Juvenile Correct. Cmplx	161	\$33,688	43.34	10.24
363	Kansas Neurological Institute	344	\$31,185	46.26	15.11
365	Ks Public Employees Retirmnt System	3	NR	NR	NR
373	Fair Board, Kansas State	10	\$32,032	55.50	12.50
400	Lansing Correctional Facility	466	\$36,095	42.97	10.72

Number, Salary, Age and Years of Service of Classified Employees By Agency cont.
Fiscal Year 2016

Agy #	Agency Name	# Classified Employees	Average Salary	Average Age	Average Yrs of Service
408	Larned Corr Mental Hlth Fclty	134	\$36,494	41.90	9.87
410	Larned State Hospital	410	\$35,199	46.83	10.99
412	Larned Juvenile Correct.Facil.	106	\$33,631	43.44	9.63
422	Legislative Coordinating CncL	0	NR	NR	NR
425	Legislative Research Dept	0	NR	NR	NR
428	Legislature	0	NR	NR	NR
434	State Library	13	\$35,832	53.38	17.69
450	Lottery, Kansas	4	NR	NR	NR
482	Nursing, Board of	15	\$51,304	52.73	10.47
488	Optometry Board of Examiners	1	NR	NR	NR
494	Osawatomie State Hospital	159	\$32,465	48.06	13.22
507	Parsons St Hosp & Trng Center	353	\$31,518	46.33	13.08
521	Corrections, Dept of	187	\$41,570	45.43	13.35
522	Correctional Industries, Kansas	34	\$40,030	50.91	12.35
529	Peace Officers Standards & Training	0	NR	NR	NR
531	Pharmacy, Board of	3	NR	NR	NR
540	Post Audit Legislative Div	0	NR	NR	NR
543	Real Estate Appraisal Board	0	NR	NR	NR
549	Real Estate Commission	0	NR	NR	NR
553	Racing & Gaming Commission, KS	6	\$44,439	50.33	16.50
561	Regents, Board of	1	NR	NR	NR
562	Board of Tax Appeals	7	\$35,818	56.14	25.14
565	Revenue, Dept of	602	\$39,261	50.32	17.21
579	Revisor of Statutes	0	NR	NR	NR
581	Norton Correctional Facility	199	\$36,676	46.46	12.67
604	School for the Blind	12	\$36,530	54.50	17.92
610	School for the Deaf	20	\$37,178	51.45	12.45
622	Secretary of State	0	NR	NR	NR
625	Securities Comm of Kansas	0	NR	NR	NR
626	Sentencing Commission, Kansas	0	NR	NR	NR
629	Children & Families, Dept for	1415	\$37,603	49.26	15.85
652	Education, Dept of	77	\$46,866	52.23	14.60
660	Topeka Correctional Facility	163	\$35,822	39.63	9.79
663	Technical Professions St Bd	0	NR	NR	NR
670	State Treasurer	1	NR	NR	NR
671	Pooled Money Investment Board	1	NR	NR	NR
677	Judicial Branch	0	NR	NR	NR
694	Veterans Commission	233	\$29,379	45.25	8.75
700	Board of Veterinary Examiners	0	NR	NR	NR
709	Water Office, Kansas	1	NR	NR	NR
710	Wildlife, Parks, & Tourism, KS	255	\$41,445	46.52	14.52
712	Winfield Correctional Facility	154	\$37,454	45.02	12.01

Source: SHARP (FY 2016); Includes full-time and part-time classified employees. Excludes Regents universities, legislators, unclassified, and student employees. So that individuals cannot be easily identified, agencies with less than 5 classified employees are listed as "NR" for "not reported". Agencies without classified employees are also listed as "NR".

Number, Salary, Age and Years of Service of Unclassified Employees By Agency
Fiscal Year 2016

Agy #	Agency Name	# Unclassified Employees	Average Salary	Average Age	Average Yrs of Service
028	Accountancy, Board of	3	NR	NR	NR
034	Adjutant General	199	\$42,365	47.28	8.97
039	Aging & Disability Svcs, Dept for	128	\$50,109	47.30	9.19
046	Agriculture, Kansas Dept of	244	\$49,593	43.20	10.14
058	Human Rights Commission, Kansas	1	NR	NR	NR
082	Attorney General	103	\$58,235	46.37	9.83
083	Kansas Bureau of Investigation	69	\$55,304	45.13	9.83
094	Bank Commissioner	89	\$65,941	41.67	11.80
100	Barbering, Board of	3	NR	NR	NR
102	Behavioral Sciences Reg Board	6	\$42,349	44.67	9.50
105	Healing Arts, State Bd of	37	\$47,545	47.08	11.97
122	Citizens Utility Ratepayer Bd	3	NR	NR	NR
143	Corporation Commission	154	\$54,011	51.42	15.74
149	Cosmetology, Board of	6	\$35,784	49.00	8.00
159	Credit Unions, Dept of	9	\$57,956	46.56	10.00
167	Dental Board	2	NR	NR	NR
173	Administration, Dept of	280	\$54,589	49.36	14.37
177	Ellsworth Correctional Fclty	13	\$44,409	53.15	13.69
178	Administrative Hearings, Office of	8	\$64,984	49.00	13.13
195	El Dorado Correctional Fclty	23	\$48,851	46.48	13.91
204	Mortuary Arts, Board of	1	NR	NR	NR
206	Emergency Medical Services	5	\$46,654	50.40	4.40
234	Fire Marshal	44	\$44,518	47.25	11.05
247	Governmental Ethics Commission	7	\$43,337	54.43	24.71
252	Governor	34	\$61,612	45.71	7.24
264	Health & Environment, Dept of	586	\$48,861	44.86	9.65
270	Health Care Stabilization Fund	19	\$58,887	51.53	13.21
276	Transportation, Dept of	864	\$50,344	47.03	15.17
280	Highway Patrol	56	\$50,002	48.52	11.05
288	Historical Society, Kansas	5	\$46,054	49.80	12.20
296	Labor, Dept of	199	\$51,265	45.58	11.10
300	Commerce, Dept of	128	\$52,273	46.11	10.16
313	Hutchinson Correctional Fclty	23	\$44,352	47.13	13.09
328	Indigents Defense Svcs St Bd	110	\$58,092	45.62	10.97
331	Insurance Department	87	\$52,331	50.08	13.69
349	Judicial Council	5	\$64,355	41.20	13.40
352	Kansas Juvenile Correct. Cmplx	16	\$47,633	46.88	14.13
363	Kansas Neurological Institute	18	\$50,341	43.00	11.78
365	Ks Public Employees Retirmt System	98	\$63,291	46.95	12.91
373	Fair Board, Kansas State	9	\$47,006	52.33	6.44
400	Lansing Correctional Facility	35	\$48,786	48.40	17.17

Number, Salary, Age and Years of Service of Unclassified Employees By Agency cont.

Fiscal Year 2016

Agy #	Agency Name	# Unclassified Employees	Average Salary	Average Age	Average Yrs of Service
408	Larned Corr Mental Hlth Fclty	8	\$45,191	44.13	13.25
410	Larned State Hospital	120	\$54,448	43.11	6.90
412	Larned Juvenile Correct.Facil.	7	\$52,625	48.29	22.29
422	Legislative Coordinating Cncl	7	\$46,429	60.29	12.00
425	Legislative Research Dept	36	\$63,650	44.61	12.33
428	Legislature	39	\$59,258	39.51	7.38
434	State Library	13	\$39,615	39.31	7.92
450	Lottery, Kansas	76	\$50,602	50.32	13.47
482	Nursing, Board of	7	\$51,617	52.57	8.43
488	Optometry Board of Examiners	0	NR	NR	NR
494	Osawatomie State Hospital	111	\$64,658	47.94	7.73
507	Parsons St Hosp & Trng Center	46	\$42,726	44.35	7.96
521	Corrections, Dept of	164	\$47,723	44.90	10.54
522	Correctional Industries, Kansas	12	\$47,603	55.33	13.00
529	Peace Officers Standards & Training	4	NR	NR	NR
531	Pharmacy, Board of	4	NR	NR	NR
540	Post Audit Legislative Div	22	\$63,999	37.41	9.82
543	Real Estate Appraisal Board	2	\$56,855	60.00	30.00
549	Real Estate Commission	8	\$46,614	44.38	9.13
553	Racing & Gaming Commission, KS	53	\$52,994	47.62	9.45
561	Regents, Board of	54	\$65,294	47.81	10.13
562	Board of Tax Appeals	6	\$70,292	57.00	20.50
565	Revenue, Dept of	290	\$48,263	44.34	10.39
579	Revisor of Statutes	25	\$62,748	45.72	12.56
581	Norton Correctional Facility	18	\$45,698	46.94	14.00
604	School for the Blind	44	\$53,996	54.18	17.16
610	School for the Deaf	86	\$47,907	47.29	14.52
622	Secretary of State	37	\$49,870	46.86	11.41
625	Securities Comm of Kansas	22	\$69,723	47.41	11.05
626	Sentencing Commission, Kansas	12	\$44,954	48.92	10.25
629	Children & Families, Dept for	479	\$45,957	44.43	10.22
652	Education, Dept of	140	\$56,147	50.34	11.74
660	Topeka Correctional Facility	34	\$40,169	45.76	9.59
663	Technical Professions St Bd	4	NR	NR	NR
670	State Treasurer	29	\$43,311	47.97	13.21
671	Pooled Money Investment Board	4	NR	NR	NR
677	Judicial Branch	1670	\$50,508	50.23	14.07
694	Veterans Commission	36	\$45,937	44.81	6.06
700	Board of Veterinary Examiners	3	NR	NR	NR
709	Water Office, Kansas	16	\$63,147	43.19	16.50
710	Wildlife, Parks, & Tourism, KS	115	\$49,828	43.29	12.29
712	Winfield Correctional Facility	8	\$54,246	45.63	17.75

Source: SHARP (FY 2016); Includes full-time and part-time employees. Includes unclassified temporary employees that are benefit eligible. Excludes Regents universities, legislators, classified, temporary- non benefit eligible employees and student employees. Agencies with less than 5 unclassified employees are listed as "NR" for "not reported".

Number of Classified Employees by Location on the Civil Service Plan

		Steps																Total
		4	5	6	7	8	9	10	11	12	13	14	15	16	17	18		
Pay Grade	008	4	0	0	0	0	0	0	0	0	0	0	0	0	0	4		
	009	0	0	0	0	0	0	0	0	0	0	0	0	0	0	0		
	010	4	1	0	0	0	0	0	0	0	0	2	2	0	0	9		
	011	0	0	0	0	0	0	0	0	0	0	0	0	0	0	0		
	012	16	0	0	3	0	0	0	0	1	0	0	0	1	0	21		
	013	1	0	0	0	0	0	0	0	0	0	0	0	0	0	1		
	014	82	11	17	3	1	6	3	1	4	6	0	3	2	0	140		
	015	56	12	1	2	2	2	1	2	1	0	0	2	3	0	84		
	016	22	5	3	13	0	0	2	0	0	0	0	0	1	0	46		
	017	378	159	22	32	18	217	16	14	25	19	45	18	49	0	1,013		
	018	135	23	56	120	68	18	15	5	8	5	4	5	3	6	471		
	019	115	58	18	369	129	128	47	44	19	16	19	10	30	7	1,013		
	020	149	98	89	171	187	109	48	63	41	36	21	27	25	63	1,135		
	021	146	65	22	28	20	27	20	22	24	17	19	10	9	1	431		
	022	351	112	43	44	58	58	26	25	20	20	14	17	36	12	836		
	023	125	49	36	176	45	90	15	30	11	18	6	10	16	10	643		
	024	204	78	34	32	19	28	20	21	11	7	11	8	9	0	482		
	025	229	113	29	63	34	61	38	25	16	14	21	22	17	9	700		
	026	95	33	9	13	11	28	16	17	4	5	2	2	7	1	244		
	027	107	88	49	47	55	35	41	31	20	16	9	11	13	7	536		
	028	48	61	29	21	18	3	12	5	7	6	3	2	4	1	220		
	029	65	41	28	19	18	14	22	13	10	7	4	2	1	0	246		
	030	31	25	14	15	15	13	16	6	5	8	57	5	5	13	231		
	031	19	15	9	6	16	4	7	3	1	2	0	1	2	1	86		
	032	65	15	61	13	86	8	46	2	27	3	56	4	13	8	412		
	033	40	10	12	8	9	8	7	7	3	2	6	2	2	0	116		
	034	6	7	4	0	3	2	3	4	2		4	2	5	0	42		
	035	8	2	2	3	0	3	1	6	4	5	3	6	0	0	43		
	036	0	0	1	3	2	0	21	12	13	4	9	6	7	0	78		
	037	3	0	0	2	0	2	0	3	3	3	0	0	0	0	16		
	038	0	0	0	0	0	0	1	0	0	0	10	3	3	1	26		
	FY16	2,504	1,081	588	1,206	814	864	444	361	280	219	323	180	265	140	56	9,325	
	FY15	4,016	1,459	1,677	931	1,306	576	524	354	352	268	339	204	315	142	41	12,504	
	FY14	4,023	2,511	1,569	1,520	1,543	840	727	539	476	395	438	295	496	211	62	15,645	
	FY13	3,798	2,282	1,386	1,436	1,494	808	710	511	449	371	412	281	473	195	51	14,657	
	FY12	4,882	3,362	2,116	1,775	1,211	1,046	792	675	540	533	479	386	613	254	16	18,680	
	FY11	4,461	3,743	1,957	2,089	1,271	1,141	908	791	653	644	586	475	747	336	16	19,818	
	FY10	3,782	4,048	1,724	2,414	1,298	1,209	990	916	717	695	640	522	843	382	19	20,199	
FY09	3,986	4,607	2,594	1,502	1,208	1,073	1,023	842	809	652	596	521	1,032	113	21	20,579		
FY08	3,983	5,184	2,099	1,595	1,134	1,150	1,077	948	865	728	723	544	1,252	NA	NA	21,282		
FY07	2,178	6,453	2,063	1,568	1,066	1,217	1,171	1,027	782	714	808	759	1,544	NA	NA	21,350		

Comments: Records of some employees are not included due to data errors. There is a decrease in the number of employees in the upper steps since FY2003; this is primarily due to the lack of regular step movement.

Source: SHARP (FY2007 - 2016); Excludes Regents universities, legislators, unclassified, temporary and student employees

**Number of Classified and Unclassified Employees, by Agency, by Gender
Fiscal Year 2016**

Agy #	Agency Name	Number of Employees			
		Classified		Unclassified	
		Male	Female	Male	Female
028	Board of Accountancy				3
034	Adjutant General	12	8	158	41
039	Ks Dept for Aging & Disab Svs	16	66	36	92
046	Kansas Dept of Agriculture	31	15	114	130
058	Kansas Human Rights Commission	4	10		1
082	Attorney General			39	64
083	Kansas Bureau of Investigation	92	81	35	34
094	Bank Commissioner			60	29
100	Board of Barbering				3
102	Behavioral Sciences Reg Board	1	2	1	5
105	State Board of Healing Arts	1	2	10	27
122	Citizens Utility Ratepayer Bd			1	2
143	Corporation Commission	3	4	98	56
149	Board of Cosmetology		4	1	5
159	Department of Credit Unions			3	6
167	Dental Board		1	1	1
173	Department of Administration	105	54	159	121
177	Ellsworth Correctional Fclty	126	41	10	3
178	Office of Adminstratv Hearings		1	3	5
195	El Dorado Correctional Fclty	278	86	10	13
204	Board of Mortuary Arts	1	1	1	
206	Emergency Medical Services	1	3	4	1
234	Fire Marshal	5	3	26	18
247	KS Gvmtl Ethics Commission			1	6
252	Governor			13	21
261	Kansas Guardianship Program				
264	Dept of Health & Environment	108	198	189	397
266	Bd of Examnrs for Hearing Aids				
270	Hlth Care Stabilization Fund B		1	6	13
276	Department of Transportation	1041	163	669	195
280	Highway Patrol	480	167	40	16
288	Kansas Historical Society	24	29	1	4
291	KS Home Inspectors Regstrtn Bd				
296	Department of Labor	28	95	72	127
300	Dept of Commerce	27	60	57	71
313	Hutchinson Correctional Fclty	294	61	11	12
328	Indigents Defense Svcs St Bd	3	29	50	60
331	Insurance Department		1	28	59
349	Judicial Council				5
352	Kansas Juvenile Correct. Cmplx	96	65	9	7
363	Kansas Neurological Institute	137	207	6	12
365	Ks Pbhc Employees Retirmnt Sys		3	30	68
373	Kansas State Fair Board	8	2	2	7
400	Lansing Correctional Facility	351	115	20	15
408	Larned Corr Mental Hlth Fclty	103	31	3	5
410	Larned State Hospital	172	238	47	73
412	Larned Juvenile Correct.Facil.	63	43	3	4
422	Legislative Coordinating Cncl			2	5
425	Legislative Research Dept			14	22

**Number of Classified and Unclassified Employees, by Agency, by Gender
Fiscal Year 2016**

Agy #	Agency Name	Number of Employees			
		Classified		Unclassified	
		Male	Female	Male	Female
428	Legislature			24	15
434	State Library	4	9	2	11
446	Lieutenant Governor				
450	The Kansas Lottery	3	1	32	44
482	Board of Nursing	2	13	1	6
488	Optometry Board of Examiners		1		
494	Osawatomie State Hospital	49	110	34	77
507	Parsons St Hosp & Trng Center	140	213	16	30
521	Department of Corrections	68	119	54	110
522	KS Correctional Industries	26	8	9	3
529	KS Comm Peace Ofcrs Std & Trng			3	1
531	Board of Pharmacy	1	2		4
540	Post Audit Legislative Div			12	10
543	Real Estate Appraisal Board				2
549	Real Estate Commission			2	6
553	Kansas Racing & Gaming Comm	4	2	37	16
561	Board of Regents		1	15	39
562	Court of Tax Appeals	1	6	3	3
565	Department of Revenue	170	432	125	165
579	Revisor of Statutes			13	12
581	Norton Correctional Facility	147	52	14	4
604	School for the Blind	7	5	13	31
610	School for the Deaf	7	13	18	68
622	Secretary of State			23	14
625	Securities Comm of Kansas			13	9
626	Kansas Sentencing Commission			5	7
629	Dept for Children and Families	243	1172	115	364
652	Department of Education	13	64	56	84
660	Topeka Correctional Facility	97	66	24	10
663	Technical Professions St Bd				4
670	State Treasurer		1	7	22
671	Pooled Money Investment Board	1		1	3
677	Judicial Branch			399	1271
694	Veterans Commission	70	163	20	16
700	Board of Veterinary Examiners			2	1
709	Kansas Water Office		1	6	10
710	KS Wildlife, Parks & Tourism	196	59	87	28
712	Winfield Correctional Facility	109	45	4	4

Source: SHARP (FY 2016); Includes classified and unclassified, benefit-eligible employees including full and part-time employees. Excludes Regents universities, legislators, student employees, and non-benefit eligible employees. Excludes employees with unreported gender.

**Ethnic and Gender Distribution by Agency: Classified Employees
Fiscal Year 2016**

Agy #	Agency Name	# Classified Employees	Minority		Non-Minority		Not Reported
			Male	Female	Male	Female	
034	Adjutant General	20	5.00%	10.00%	55.00%	30.00%	0.00%
039	Ks Dept for Aging & Disab Svs	82	1.22%	2.44%	18.29%	73.17%	4.88%
046	Kansas Dept of Agriculture	46	8.70%	2.17%	58.70%	30.43%	0.00%
083	Kansas Bureau of Investigation	173	3.47%	1.73%	49.13%	45.09%	0.58%
173	Department of Administration	159	10.06%	7.55%	55.97%	26.42%	0.00%
177	Ellsworth Correctional Fclty	167	7.19%	2.99%	68.26%	21.56%	0.00%
195	El Dorado Correctional Fclty	364	7.42%	1.65%	68.68%	21.98%	0.27%
264	Dept of Health & Environment	306	2.94%	10.13%	32.35%	54.58%	0.00%
276	Department of Transportation	1204	6.31%	0.66%	80.15%	12.87%	0.00%
280	Highway Patrol	647	4.48%	1.85%	69.71%	23.96%	0.00%
288	Kansas Historical Society	53	0.00%	0.00%	45.28%	54.72%	0.00%
296	Department of Labor	123	4.07%	21.14%	18.70%	56.10%	0.00%
300	Dept of Commerce	87	8.05%	18.39%	22.99%	50.57%	0.00%
313	Hutchinson Correctional Fclty	355	9.30%	1.97%	73.52%	14.93%	0.28%
328	Indigents Defense Svcs St Bd	32	0.00%	15.63%	9.38%	75.00%	0.00%
352	Kansas Juvenile Correct. Cmplx	161	21.12%	8.70%	38.51%	31.68%	0.00%
363	Kansas Neurological Institute	344	16.86%	28.20%	22.97%	31.69%	0.00%
400	Lansing Correctional Facility	466	13.09%	4.72%	62.02%	19.74%	0.21%
408	Larned Corr Mental Hlth Fclty	134	11.19%	3.73%	65.67%	19.40%	0.00%
410	Larned State Hospital	410	4.15%	5.37%	37.56%	52.68%	0.24%
412	Larned Juvenile Correct.Facil.	106	4.72%	2.83%	54.72%	37.74%	0.00%
482	Board of Nursing	15	6.67%	6.67%	6.67%	80.00%	0.00%
494	Osawatomie State Hospital	159	1.89%	3.77%	27.67%	65.41%	1.26%
507	Parsons St Hosp & Trng Center	353	9.92%	7.37%	29.75%	52.69%	0.28%
521	Department of Corrections	187	4.81%	9.09%	31.55%	54.55%	0.00%
522	KS Correctional Industries	34	5.88%	0.00%	67.65%	23.53%	2.94%
565	Department of Revenue	602	5.15%	13.62%	23.09%	58.14%	0.00%
581	Norton Correctional Facility	199	3.52%	0.50%	70.35%	25.63%	0.00%
610	School for the Deaf	20	5.00%	10.00%	30.00%	55.00%	0.00%
629	Dept for Children and Families	1415	2.97%	14.20%	13.99%	67.63%	1.20%
652	Department of Education	77	0.00%	6.49%	15.58%	74.03%	3.90%
660	Topeka Correctional Facility	163	9.82%	6.13%	49.69%	33.74%	0.61%
694	Veterans Commission	233	6.01%	18.45%	23.61%	51.07%	0.43%
710	KS Wildlife, Parks & Tourism	255	1.96%	0.00%	72.55%	22.35%	3.14%
712	Winfield Correctional Facility	154	11.04%	3.25%	59.09%	25.97%	0.65%

Comments: Minority is defined as American Indian/Alaskan Native/Pacific Islander, African-American, and Hispanic. Non-minority is defined as White.

Source: SHARP (FY 2016); Excludes Regents universities, unclassified, temporary and student employees. Excludes agencies with less than 15 classified employees.

**Ethnic and Gender Distribution by Agency: Unclassified Employees
Fiscal Year 2016**

Agy #	Agency Name	# Unclassified Employees	Minority		Non-Minority		Not Reported
			Male	Female	Male	Female	
034	Adjutant General	199	4.02%	1.01%	73.37%	18.59%	3.02%
039	Ks Dept for Aging & Disab Svs	128	3.91%	9.38%	22.66%	62.50%	1.56%
046	Kansas Dept of Agriculture	244	0.82%	3.28%	45.90%	50.00%	0.00%
082	Attorney General	103	0.97%	4.85%	36.89%	57.28%	0.00%
083	Kansas Bureau of Investigation	69	1.45%	2.90%	49.28%	46.38%	0.00%
094	Bank Commissioner	89	3.37%	2.25%	60.67%	30.34%	3.37%
105	State Board of Healing Arts	37	2.70%	5.41%	24.32%	67.57%	0.00%
143	Corporation Commission	154	3.25%	1.95%	58.44%	33.12%	3.25%
173	Department of Administration	280	6.07%	4.64%	50.36%	38.57%	0.36%
195	El Dorado Correctional Fclty	23	0.00%	0.00%	43.48%	56.52%	0.00%
234	Fire Marshal	44	6.82%	0.00%	52.27%	40.91%	0.00%
252	Governor	34	0.00%	11.76%	38.24%	47.06%	2.94%
264	Dept of Health & Environment	586	2.56%	7.85%	29.01%	59.04%	1.54%
270	Hlth Care Stabilization Fund B	19	5.26%	10.53%	26.32%	57.89%	0.00%
276	Department of Transportation	864	4.17%	1.50%	73.26%	21.06%	0.00%
280	Highway Patrol	56	5.36%	0.00%	66.07%	28.57%	0.00%
296	Department of Labor	199	3.02%	15.58%	32.66%	47.24%	1.51%
300	Dept of Commerce	128	10.16%	7.81%	33.59%	47.66%	0.78%
313	Hutchinson Correctional Fclty	23	8.70%	0.00%	39.13%	52.17%	0.00%
328	Indigents Defense Svcs St Bd	110	3.64%	4.55%	41.82%	50.00%	0.00%
331	Insurance Department	87	5.75%	9.20%	26.44%	58.62%	0.00%
352	Kansas Juvenile Correct. Cmplx	16	18.75%	0.00%	37.50%	43.75%	0.00%
363	Kansas Neurological Institute	18	11.11%	27.78%	22.22%	38.89%	0.00%
365	Ks Pbhc Employees Retirmnt Sys	98	1.02%	10.20%	29.59%	57.14%	2.04%
400	Lansing Correctional Facility	35	0.00%	5.71%	57.14%	37.14%	0.00%
410	Larned State Hospital	120	8.33%	6.67%	30.00%	54.17%	0.83%

Comments: Minority is defined as American Indian/Alaskan Native/Pacific Islander, African-American, and Hispanic. Non-minority is defined as White.

Source: SHARP (FY 2016); Excludes Regents universities, classified, non-benefits eligible and student employees. Excludes agencies with less than 15 unclassified employees.

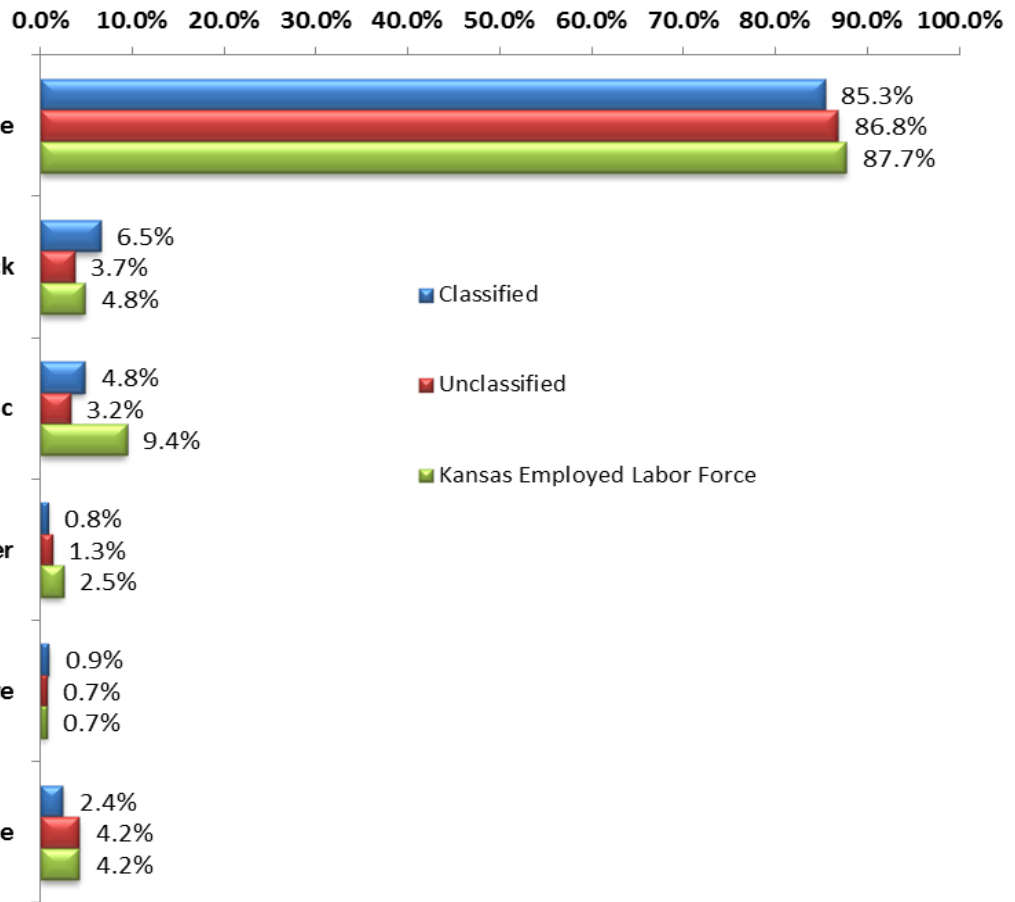
**Ethnic and Gender Distribution by Agency: Unclassified Employees
Fiscal Year 2016 (cont)**

Agy #	Agency Name	# Unclassified Employees	Minority		Non-Minority		Not Reported
			Male	Female	Male	Female	
425	Legislative Research Dept	36	2.78%	2.78%	33.33%	58.33%	2.78%
428	Legislature	39	2.56%	5.13%	58.97%	33.33%	0.00%
450	The Kansas Lottery	76	5.26%	0.00%	36.84%	57.89%	0.00%
494	Osawatomie State Hospital	111	6.31%	3.60%	24.32%	64.86%	0.90%
507	Parsons St Hosp & Trng Center	46	2.17%	13.04%	32.61%	52.17%	0.00%
521	Department of Corrections	164	4.88%	6.10%	28.05%	60.98%	0.00%
540	Post Audit Legislative Div	22	0.00%	0.00%	54.55%	40.91%	4.55%
553	Kansas Racing & Gaming Comm	53	5.66%	1.89%	58.49%	28.30%	5.66%
561	Board of Regents	54	1.85%	1.85%	25.93%	70.37%	0.00%
565	Department of Revenue	290	5.17%	9.66%	37.24%	46.90%	1.03%
579	Revisor of Statutes	25	0.00%	0.00%	52.00%	36.00%	12.00%
581	Norton Correctional Facility	18	0.00%	0.00%	77.78%	22.22%	0.00%
604	School for the Blind	44	4.55%	11.36%	25.00%	59.09%	0.00%
610	School for the Deaf	86	3.49%	5.81%	17.44%	73.26%	0.00%
622	Secretary of State	37	2.70%	5.41%	56.76%	32.43%	2.70%
625	Securities Comm of Kansas	22	0.00%	4.55%	59.09%	36.36%	0.00%
629	Dept for Children and Families	479	3.97%	11.69%	19.62%	62.84%	1.88%
652	Department of Education	140	4.29%	4.29%	35.00%	52.86%	3.57%
660	Topeka Correctional Facility	34	8.82%	0.00%	61.76%	29.41%	0.00%
670	State Treasurer	29	0.00%	3.45%	24.14%	72.41%	0.00%
677	Judicial Branch	1670	1.44%	7.96%	22.46%	68.14%	0.00%
694	Veterans Commission	36	5.56%	13.89%	47.22%	30.56%	2.78%
709	Kansas Water Office	16	0.00%	6.25%	37.50%	56.25%	0.00%
710	KS Wildlife, Parks & Tourism	115	1.74%	1.74%	70.43%	22.61%	3.48%

Comments: Minority is defined as American Indian/Alaskan Native/Pacific Islander, African-American, and Hispanic. Non-minority is defined as White.

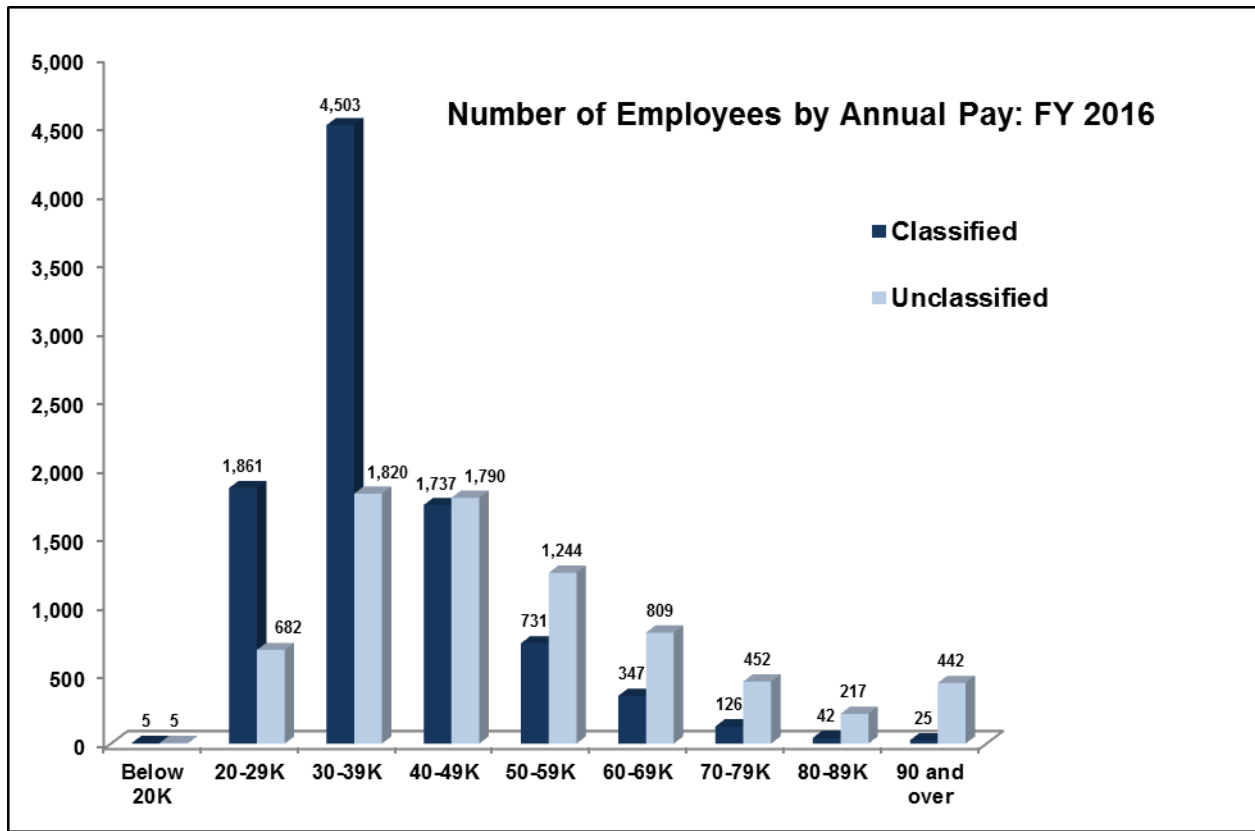
Source: SHARP (FY 2016); Excludes Regents universities, classified, non-benefits eligible and student employees. Excludes agencies with less than 15 unclassified employees.

The Ethnic Distribution of the Workforce Fiscal Year 2016

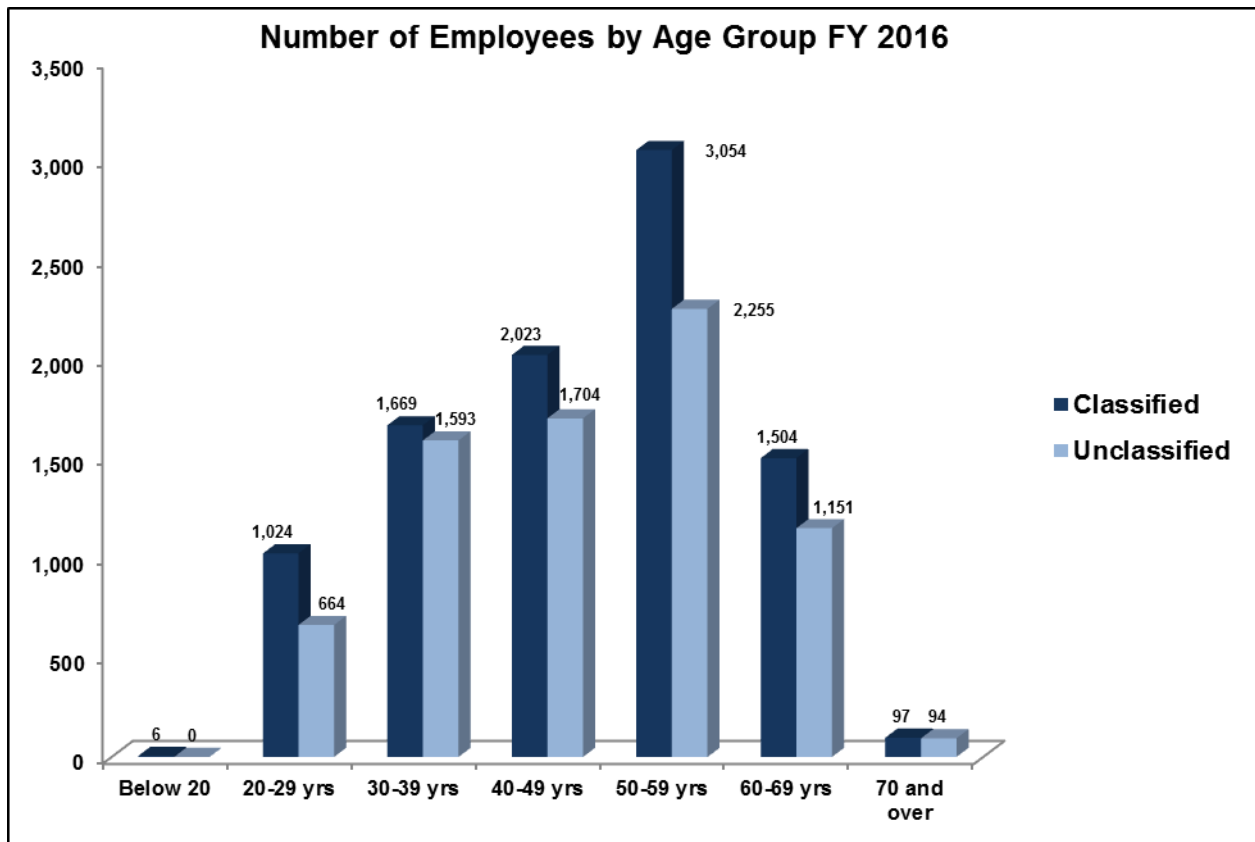


Comments: The Kansas Employed Labor Force includes data from state and non-state government workforces combined.

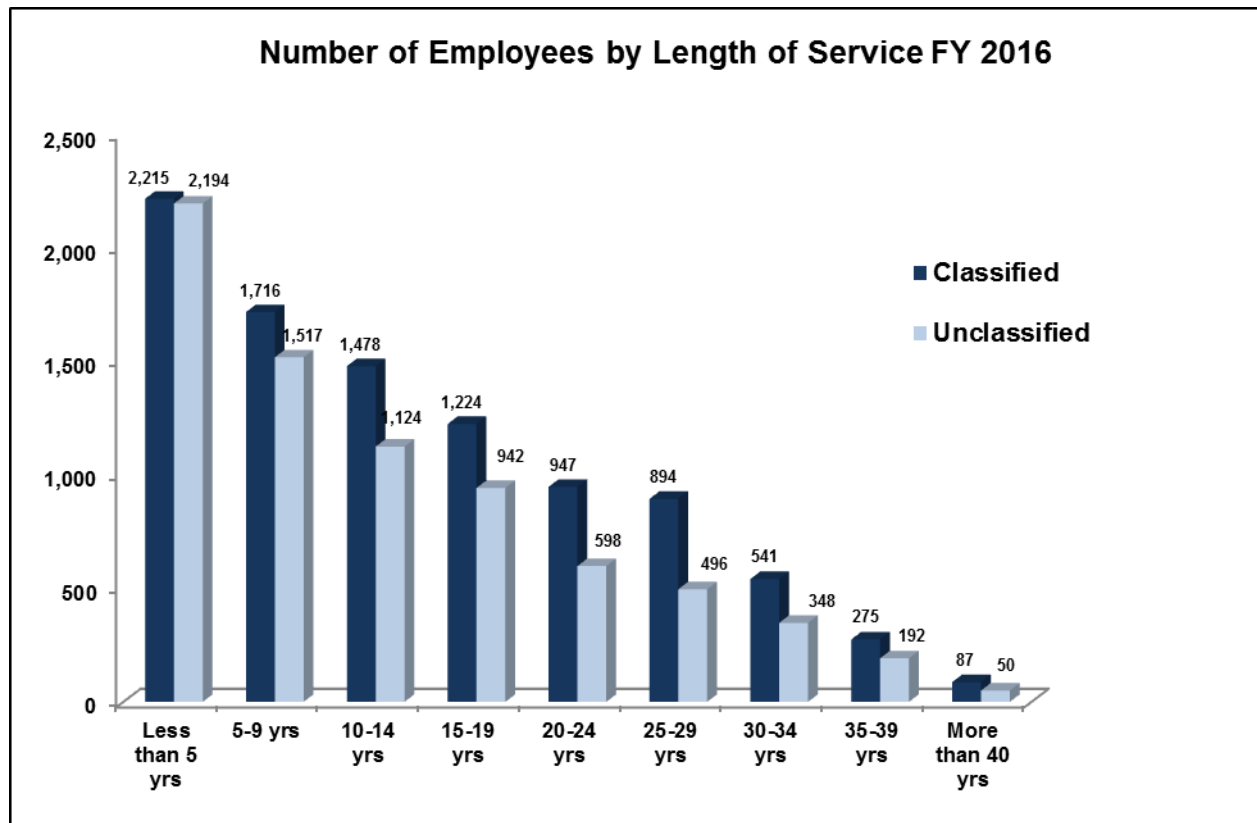
Source: SHARP (FY 2016) excludes Regents universities and non-benefits eligible employees; Kansas Department of Labor, 2013 Affirmative Action Report. These percentages may not equal 100%.



Source: SHARP (FY 2016); Excludes Regents universities, students, part-time employees, classified temporary employees and unclassified/non-benefit eligible temporary employees.



Source: SHARP (FY 2016); Excludes Regents universities, students, part-time, classified temporary employees and unclassified/non-benefit eligible temporary employees.



Source: SHARP (FY 2016); Excludes Regents universities, students, classified temporary employees and unclassified/non-benefit eligible temporary employees.

State of Kansas
Fiscal Year 2015
Section 3: Turnover

Turnover Highlights

- The average statewide turnover rate for classified jobs in FY 2016 was 20.04%.
- In FY 2016, the overall average turnover rate for unclassified jobs was 14.39%.
- In FY 2016, 67.9% of the total terminations of classified employees were voluntary.
- In FY 2016, 18% of classified terminations occurred in the first year of employment. Terminations within the first two years of employment were 37% of the separations from state service.

Turnover Report information:

Definition of Turnover Rate:

$\text{Turnover} = \frac{\text{Terminations} * 100\%}{(\text{Begin Count} + \text{End Count}) / 2}$	<p>← Total # Terminations during FY</p> <p>← Multiplied by 100 to change decimal to percent</p> <p>← Average # of classified employees</p>
---	--

Terminations: Retirements and voluntary, involuntary and neutral terminations.

Voluntary Terminations: Resignations

Involuntary Terminations: Layoffs and Dismissals related to Personal Conduct, Unsatisfactory Work Performance or End of Limited Term Appointment.

Neutral Terminations: Death.

Report information:

Includes/Excludes:

- Classified Turnover includes Classified Regular employees only.
- Unclassified Turnover includes Unclassified Regular and Unclassified Temporary (benefits eligible only) employees.
- Includes only employees leaving state service through Retirements (RET) and Terminations (TER) (even if employee returned to state service at a later date).
- Excludes Classified Temporary employees; Unclassified Temporary employees (non-benefits eligible); employees transferring between agencies; Hires (HIR), Rehires (REH), Promotions (PRO), Demotions (DEM) or any other Action that is not coded as "RET" or "TER" in SHARP.
- Excludes Regents institutions as of FY 2015.

Turnover Calculation:

- **Begin Count:** The number of active (Active, Leave with Pay, Leave without Pay, Suspended) employees pulled from SHARP as of July 1, 2015 for each agency and for each job code.
- **End Count:** The number of active (Active, Leave with Pay, Leave without Pay, Suspended) employees pulled from SHARP as of June 30, 2016 for each agency and for each job code.
- **Average Employee Count:** The Begin Count added to the End Count, and divided by 2.
- **Voluntary Terminations:** Resignation made by employee's choice. See list below.
- **Involuntary Terminations:** Termination made by employer's choice. See list below.

- Neutral Terminations: Resignation incurred by incumbent's death. Reason code of "DEA".
- Retirements: Resignation incurred by employee's retirement. Reason code of "REG".
- Total Terminations: The sum total of all Retirements and all types of Terminations.
- Turnover Percentage: Total Terminations divided by Average Employee Count, multiplied by 100 to change decimal to a percent.

Termination Actions Used in these Reports:

Action	Reason	Description	Turnover Type
TER	CON	Personal Conduct	Involuntary
TER	ELT	End of Limited Term	Involuntary
TER	HSP	Term-Hospital Authority EE's	Involuntary
TER	IPD	Inability perform Position Duties	Involuntary
TER	LA1	Layoff - Shortage of Work/Fund	Involuntary
TER	LA2	Layoff - Incumbent Returns from Leave	Involuntary
TER	LA3	Layoff - Incumbent Returns Per CSB	Involuntary
TER	LA4	Layoff - Other	Involuntary
TER	LA5	Layoff - Agency Closure	Involuntary
TER	LA6	Layoff - Probationary EE	Involuntary
TER	LA7	Layoff - Non State Job Hire	Involuntary
TER	LIC	Lack of license/authorization	Involuntary
TER	PRB	Original Probationary Term	Involuntary
TER	PRL	Probationary – Lack of Funds	Involuntary
TER	TAF	Transfer to Affiliate (KUMC only)	Involuntary
TER	TNR	Not Reappointed/Continued	Involuntary
TER	UNS	Unsatisfactory Work Performance	Involuntary
TER	RS0	Resign - Other	Voluntary
TER	RS1	Resign - Family Reasons	Voluntary
TER	RS2	Resign - Job Abandonment	Voluntary
TER	RS3	Resign - Health Reasons	Voluntary
TER	RS4	Resign - Personal Reasons	Voluntary
TER	RS5	Resign - Other Position	Voluntary
TER	RS6	Resign - Mutual Consent	Voluntary
TER	RS7	Resign - Return to School	Voluntary
TER	RS8	Resign - Dissatisfied w/Work	Voluntary
TER	RS9	Resign - Dissatisfied w/Pay	Voluntary
TER	RSN	Resign - Insufficient Notice	Voluntary
TER	DEA	Death	Neutral

Retirement Actions:

Action	Reason	Description	Turnover Type
RET	REG	Regular Retirement	Voluntary

Additional Notes:

- Averages may not represent the totality of employment.
- Some positions may have experienced more than one termination during the report period.
- Categories (Agency/Job Title) with low employee numbers may have an "artificially inflated" turnover rate. Actual counts should be considered when examining turnover rates. Categories with a Begin Count or End Count of "0" will have an artificially inflated turnover rate.
- Job Classes/Codes that were abolished/established will show an inaccurate turnover rate due to the lack of beginning or ending counts.
- For additional explanation of Action/Reason codes, view the Action Reason Code User Guide on <http://www.da.ks.gov/sharp/>.

Appointment of Classified Employees by Agency Fiscal Year 2016

Agy #	Agency Name	Hires	Rehires	Promotions	Demotions	Transfers
034	Adjutant General	0	0	1	0	0
039	Ks Dept for Aging & Disab Svs	10	1	1	0	5
058	Kansas Human Rights Commission	0	0	2	0	0
083	Kansas Bureau of Investigation	8	6	50	1	12
149	Board of Cosmetology	0	0	2	0	0
173	Department of Administration	1	1	3	0	2
177	Ellsworth Correctional Fclty	49	12	40	3	4
195	El Dorado Correctional Fclty	102	19	157	10	18
206	Emergency Medical Services	3	0	0	0	0
264	Dept of Health & Environment	0	0	24	0	5
276	Department of Transportation	7	0	34	7	5
280	Highway Patrol	34	16	44	1	28
288	Kansas Historical Society	3	1	0	0	1
300	Dept of Commerce	16	4	5	1	2
313	Hutchinson Correctional Fclty	105	21	119	4	29
352	Kansas Juvenile Correct. Cmplx	44	13	119	3	4
363	Kansas Neurological Institute	39	12	5	2	3
365	Ks Pblc Employees Retirmnt Sys	3	1	5	0	1
400	Lansing Correctional Facility	157	27	199	7	20
408	Larned Corr Mental Hlth Fclty	50	12	46	1	2
410	Larned State Hospital	89	47	15	11	99
412	Larned Juvenile Correct.Facil.	14	19	52	1	2
482	Board of Nursing	0	1	0	0	0
494	Osawatomie State Hospital	32	35	4	1	1
507	Parsons St Hosp & Trng Center	22	28	0	1	2
521	Department of Corrections	18	4	11	2	5
522	KS Correctional Industries	1	0	2	0	0
553	Kansas Racing & Gaming Comm	1	0	0	0	0
565	Department of Revenue	11	6	8	4	0
581	Norton Correctional Facility	39	11	55	0	12
604	School for the Blind	0	0	1	0	1
610	School for the Deaf	0	1	1	0	1
629	Dept for Children and Families	40	26	26	8	8
652	Department of Education	3	1	1	0	1

**Appointment of Classified Employees by Agency cont.
Fiscal Year 2016**

Agy #	Agency Name	Hires	Rehires	Promotions	Demotions	Transfers
660	Topeka Correctional Facility	50	12	71	1	4
694	Veterans Commission	49	28	7	0	33
710	KS Wildlife, Parks & Tourism	3	0	39	2	1
712	Winfield Correctional Facility	19	7	49	1	13

Source: SHARP (FY 2016); Excludes Unclassified, temporary, regents and student employees. Table does not show agencies with zero classified appointments or do not have classified employees.

Separation of Classified Employees by Agency Fiscal Year 2016

Agy #	Agency Name	Avg # of Employees	Terminations				Total Separations
			Retirements	Involuntary	Neutral	Voluntary	
034	Adjutant General	21.5	0	0	0	2	2
039	Ks Dept for Aging & Disab Svs	109.5	13	1	0	23	37
046	Kansas Dept of Agriculture	71	5	0	0	1	6
058	Kansas Human Rights Commission	14.5	1	0	0	0	1
083	Kansas Bureau of Investigation	181	7	1	0	11	19
094	Bank Commissioner	1	0	0	0	1	1
102	Behavioral Sciences Reg Board	3	0	0	0	0	0
105	State Board of Healing Arts	18.5	0	0	0	1	1
143	Corporation Commission	50	0	1	0	0	1
149	Board of Cosmetology	6	0	0	0	1	1
167	Dental Board	1	0	0	0	0	0
173	Department of Administration	211	14	5	1	15	35
177	Ellsworth Correctional Fclty	205.5	1	8	0	49	58
178	Office of Adminstratv Hearings	2	0	0	0	0	0
195	El Dorado Correctional Fclty	445	11	26	1	84	122
204	Board of Mortuary Arts	2	0	0	0	0	0
206	Emergency Medical Services	9.5	1	0	0	1	2
234	Fire Marshal	18	1	0	0	0	1
264	Dept of Health & Environment	364.5	34	2	1	30	67
270	Hlth Care Stabilization Fund B	1	0	0	0	0	0
276	Department of Transportation	1464.5	78	18	5	142	243
280	Highway Patrol	673.5	16	3	1	23	43
288	Kansas Historical Society	59	2	0	2	3	7
296	Department of Labor	140	12	0	0	6	18
300	Dept of Commerce	110.5	8	2	1	16	27
313	Hutchinson Correctional Fclty	443	15	19	0	105	139
328	Indigents Defense Svcs St Bd	42	3	0	0	4	7
331	Insurance Department	2.5	0	0	0	0	0
352	Kansas Juvenile Correct. Cmplx	201.5	2	6	0	49	57
363	Kansas Neurological Institute	392	6	17	0	67	90
365	Ks Pblc Employees Retirmnt Sys	19	1	0	0	3	4
373	Kansas State Fair Board	17.5	0	0	0	1	1
400	Lansing Correctional Facility	593	16	24	1	156	197
408	Larned Corr Mental Hlth Fclty	163.5	7	9	0	32	48
410	Larned State Hospital	523.5	22	22	3	158	205
412	Larned Juvenile Correct.Facil.	116.5	3	6	0	24	33
434	State Library	13	0	0	0	0	0
450	The Kansas Lottery	6	0	0	0	1	1
482	Board of Nursing	18	0	0	0	3	3
488	Optometry Board of Examiners	1	0	0	0	0	0
494	Osawatomie State Hospital	225	12	14	0	63	89
507	Parsons St Hosp & Trng Center	393	11	23	2	53	89
521	Department of Corrections	213	11	4	1	22	38

**Separation of Classified Employees by Agency cont.
Fiscal Year 2016**

Agy #	Agency Name	Avg # of Employees	Terminations				Total Separations
			Retirements	Involuntary	Neutral	Voluntary	
522	KS Correctional Industries	37	4	1	0	1	6
531	Board of Pharmacy	3.5	0	0	0	0	0
543	Real Estate Appraisal Board	0.5	0	0	0	0	0
549	Real Estate Commission	1.5	2	0	0	0	2
553	Kansas Racing & Gaming Comm	31.5	1	0	0	2	3
561	Board of Regents	1.5	1	0	0	0	1
562	Court of Tax Appeals	7	0	0	0	0	0
565	Department of Revenue	684.5	21	4	0	36	61
581	Norton Correctional Facility	231.5	6	3	0	36	45
604	School for the Blind	13	1	0	0	0	1
610	School for the Deaf	23.5	1	0	0	3	4
625	Securities Comm of Kansas	4	0	0	0	1	1
629	Dept for Children and Families	1701.5	55	20	5	174	254
652	Department of Education	94.5	2	1	0	10	13
660	Topeka Correctional Facility	212	6	13	0	40	59
670	State Treasurer	1.5	0	0	0	0	0
671	Pooled Money Investment Board	1	0	0	0	0	0
694	Veterans Commission	276.5	10	15	3	54	82
709	Kansas Water Office	6	0	0	0	0	0
710	KS Wildlife, Parks & Tourism	316.5	5	0	0	25	30
712	Winfield Correctional Facility	186.5	5	4	1	20	30
Total		11,401	433	272	28	1,552	2,285
FY 2016 % of Total Separations			16.94%	12.66%	1.37%	69.03%	
FY 2015 % of Total Separations			20.54%	17.21%	0.89%	61.35%	
FY 2014 % of Total Separations			20.24%	15.69%	1.30%	62.76%	
FY 2013 % of Total Separations			20.98%	14.60%	1.53%	62.89%	
FY 2012 % of Total Separations			39.84%	10.42%	0.89%	48.84%	
FY 2011 % of Total Separations			28.29%	14.12%	1.62%	55.97%	
FY 2010 % of Total Separations			26.44%	16.30%	1.82%	55.44%	
FY 2009 % of Total Separations			20.50%	17.63%	2.24%	59.68%	

Source: SHARP (FY 2009-2016); Excludes unclassified, temporary, and student employees. Excludes Regents institutions as of FY 2015. Agencies without classified employees are excluded from this table. NOTE: The high percentage of retirements in FY 2012 was due to the Voluntary Retirement Incentive Program (VRIP).

Classified Employees Turnover by Agency Fiscal Years 2007-2016

Agy #	Agency Name	Avg # Ees FY 2016	Turnover Rate									
			FY 2016	FY 2015	FY 2014	FY 2013	FY 2012	FY 2011	FY 2010	FY 2009	FY 2008	FY 2007
028	Accountancy, Board of	N/A	N/A	N/A	N/A	0.00%	0.00%	0.00%	200.00%	100.00%	0.00%	0.00%
034	Adjutant General	21.5	9.30%	4.10%	7.02%	9.38%	8.70%	7.79%	0.00%	8.00%	22.78%	14.12%
039	Aging & Disability Services, Dept of	109.5	33.79%	11.70%	17.91%	25.69%	17.29%	27.44%	11.30%	9.71%	14.79%	10.83%
046	Agriculture, Kansas Dept of	71	8.45%	12.90%	17.66%	9.90%	11.76%	8.05%	7.27%	10.09%	6.46%	12.31%
055	Animal Health Department	N/A	N/A	N/A	N/A	N/A	N/A	50.00%	8.16%	11.32%	10.53%	0.00%
058	Human Rights Commission, Kansas	14.5	6.90%	12.90%	5.71%	5.13%	4.88%	0.00%	17.02%	7.27%	3.45%	0.00%
082	Attorney General	N/A	N/A	N/A	N/A	N/A	N/A	N/A	N/A	0.00%	200.00%	0.00%
083	Kansas Bureau of Investigation	181	10.50%	10.40%	8.09%	8.22%	8.24%	7.78%	9.18%	6.27%	5.59%	3.25%
094	Bank Commissioner	1	100.00%	0.00%	42.86%	14.46%	14.67%	7.74%	9.03%	7.64%	10.67%	17.69%
100	Barbering, Board of	N/A	N/A	N/A	0.00%	0.00%	0.00%	0.00%	100.00%	0.00%	0.00%	0.00%
102	Behavioral Sciences Reg Board	3	0.00%	0.00%	0.00%	33.33%	0.00%	0.00%	20.00%	0.00%	0.00%	0.00%
105	Healing Arts, State Bd of	18.5	5.41%	3.00%	6.15%	12.50%	3.17%	16.13%	12.90%	9.68%	0.00%	11.76%
143	Corporation Commission	50	2.00%	6.00%	7.93%	4.86%	7.72%	7.41%	5.05%	4.33%	6.57%	7.38%
149	Cosmetology, Board of	6	16.67%	11.80%	21.05%	20.00%	10.00%	10.00%	10.00%	19.05%	9.09%	28.57%
159	Credit Unions, Dept of	N/A	N/A	0.00%	0.00%	16.67%	27.27%	18.18%	0.00%	20.00%	0.00%	57.14%
167	Dental Board	1	0.00%	0.00%	0.00%	0.00%	0.00%	0.00%	0.00%	0.00%	50.00%	0.00%
171	Health Policy Authority, Kansas	N/A	N/A	N/A	N/A	N/A	N/A	34.29%	7.55%	9.05%	15.26%	7.80%
173	Administration, Dept of	211	16.59%	8.20%	8.07%	10.05%	10.50%	9.85%	8.99%	6.89%	8.01%	6.32%
175	Housing Resources Corp, Ks	N/A	N/A	N/A	N/A	N/A	N/A	N/A	0.00%	0.00%	9.52%	23.26%
177	Ellsworth Correctional Fclty	205.5	28.22%	24.20%	25.96%	26.25%	21.80%	19.86%	18.14%	17.54%	17.33%	12.06%
178	Adminstrative Hearings, Office of	2	0.00%	0.00%	18.18%	0.00%	13.33%	0.00%	0.00%	0.00%	N/A	N/A
195	El Dorado Correctional Fclty	445	27.42%	30.00%	23.93%	16.20%	19.03%	19.18%	15.48%	24.54%	30.80%	33.45%
204	Mortuary Arts, Board of	2	0.00%	0.00%	50.00%	0.00%	50.00%	0.00%	0.00%	0.00%	0.00%	0.00%
206	Emergency Medical Services	9.5	21.05%	18.20%	17.39%	7.69%	0.00%	8.70%	8.00%	0.00%	16.67%	9.09%
234	Fire Marshal	18	5.56%	15.90%	18.67%	15.38%	20.25%	13.95%	17.58%	8.51%	6.32%	8.70%
264	Health & Environment, Dept of	364.5	18.38%	11.80%	9.85%	7.41%	12.40%	8.79%	6.62%	8.70%	8.92%	9.61%
270	Health Care Stabilization Fund	1	0.00%	0.00%	0.00%	0.00%	0.00%	0.00%	18.18%	20.00%	0.00%	40.00%
276	Transportation, Dept of	1464.5	16.59%	14.10%	11.41%	13.03%	13.96%	8.79%	7.66%	7.05%	9.33%	10.53%
280	Highway Patrol	673.5	6.38%	9.40%	8.90%	6.13%	7.99%	6.66%	5.61%	3.72%	6.39%	6.50%
288	Historical Society, Kansas	59	11.86%	16.80%	5.63%	10.53%	13.33%	12.43%	6.38%	11.76%	10.19%	7.48%
296	Labor, Dept of	140	12.86%	10.90%	6.09%	9.24%	30.87%	13.78%	7.13%	5.31%	9.82%	15.69%
300	Commerce, Dept of	110.5	24.43%	21.50%	11.76%	22.01%	21.28%	21.88%	15.26%	14.29%	26.29%	18.93%
313	Hutchinson Correctional Fclty	443	31.38%	28.10%	28.33%	22.08%	23.16%	22.78%	21.14%	18.60%	18.72%	21.65%
325	Beloit Juvenile Correctional Facility	N/A	N/A	N/A	N/A	N/A	N/A	N/A	168.63%	23.42%	20.17%	29.06%
328	Indigents Defense Svcs St Bd	42	16.67%	9.30%	5.26%	5.08%	6.72%	4.96%	7.87%	7.52%	7.52%	9.23%
331	Insurance Department	2.5	0.00%	40.00%	0.00%	0.00%	63.64%	12.12%	0.00%	5.26%	10.26%	4.76%
350	Juvenile Justice Authority	N/A	N/A	N/A	N/A	0.00%	12.12%	15.79%	19.51%	4.76%	15.00%	31.82%
352	Kansas Juvenile Correct. Cmplx	201.5	28.29%	23.30%	23.06%	26.21%	27.84%	29.61%	37.44%	35.48%	26.85%	30.66%
355	Atchison Juvenile Correctional Fac	N/A	N/A	N/A	N/A	N/A	N/A	N/A	N/A	127.54%	29.37%	28.38%
359	Arts Commission, Kansas	N/A	N/A	N/A	N/A	N/A	N/A	240.00%	0.00%	50.00%	16.67%	54.55%
363	Kansas Neurological Institute	392	22.96%	17.00%	20.51%	14.41%	25.64%	14.42%	14.45%	12.23%	11.64%	15.07%

Classified Employees Turnover by Agency Fiscal Years 2007-2016

Agy #	Agency Name	Avg # Ees FY 2016	Turnover Rate									
			FY 2016	FY 2015	FY 2014	FY 2013	FY 2012	FY 2011	FY 2010	FY 2009	FY 2008	FY 2007
365	Ks Public Employees Retirmnt System	19	21.05%	10.90%	6.62%	7.04%	12.03%	10.29%	8.76%	5.93%	9.23%	7.75%
373	Fair Board, Kansas State	17.5	5.71%	16.70%	12.50%	4.26%	8.89%	17.78%	8.89%	13.33%	0.00%	13.64%
400	Lansing Correctional Facility	593	33.22%	24.10%	18.61%	15.08%	18.88%	13.67%	15.40%	19.55%	21.70%	20.94%
408	Larned Corr Mental Hlth Fclty	163.5	29.36%	30.40%	26.06%	23.42%	22.49%	26.97%	30.47%	21.47%	14.29%	18.97%
410	Larned State Hospital	523.5	39.16%	35.30%	34.78%	28.39%	30.82%	22.24%	20.02%	18.64%	22.74%	23.12%
412	Larned Juvenile Correct.Facil.	116.5	28.33%	26.90%	32.00%	19.51%	24.89%	26.56%	21.77%	18.75%	21.79%	19.84%
434	State Library	13	0.00%	18.80%	5.13%	5.13%	16.55%	5.13%	5.13%	5.00%	5.00%	9.76%
450	Lottery, Kansas	6	16.67%	0.00%	10.00%	9.23%	12.35%	0.00%	4.88%	7.14%	4.71%	2.53%
482	Nursing, Board of	18	16.67%	4.80%	9.76%	0.00%	11.11%	5.41%	5.56%	15.79%	5.26%	10.53%
488	Optometry Board of Examiners	1	0.00%	0.00%	0.00%	0.00%	0.00%	0.00%	0.00%	0.00%	0.00%	0.00%
494	Osawatomie State Hospital	225	39.56%	41.90%	29.87%	19.84%	25.96%	18.96%	20.08%	17.19%	26.33%	28.37%
507	Parsons St Hosp & Trng Center	393	22.65%	16.70%	18.12%	12.93%	16.10%	10.43%	10.83%	7.14%	10.89%	9.99%
521	Corrections, Dept of	213	17.84%	13.10%	12.96%	10.73%	13.06%	10.33%	7.68%	6.77%	10.43%	9.28%
522	KS Correctional Industries	37	16.22%	11.80%	N/A	N/A	N/A	N/A	N/A	N/A	N/A	N/A
531	Pharmacy, Board of	3.5	0.00%	22.20%	0.00%	18.18%	0.00%	0.00%	0.00%	18.18%	0.00%	20.00%
543	Real Estate Appraisal Board	0.5	0.00%	0.00%	0.00%	0.00%	0.00%	0.00%	0.00%	0.00%	0.00%	0.00%
549	Real Estate Commission	1.5	133.33%	25.00%	18.18%	14.29%	11.76%	11.11%	10.53%	0.00%	10.53%	10.00%
553	Racing & Gaming Commission, KS	31.5	9.52%	7.70%	13.21%	10.71%	8.42%	13.51%	2.99%	33.77%	7.14%	5.13%
555	Rainbow Mental Health Facility	N/A	N/A	N/A	123.08%	58.16%	39.53%	43.35%	27.36%	18.96%	26.29%	16.04%
561	Regents, Board of	1.5	66.67%	0.00%	22.22%	0.00%	13.33%	30.00%	7.69%	6.90%	0.00%	11.11%
562	Court of Tax Appeals	7	0.00%	13.30%	0.00%	0.00%	8.00%	0.00%	11.76%	0.00%	10.00%	16.67%
565	Revenue, Dept of	684.5	8.91%	8.10%	8.71%	9.26%	14.31%	7.22%	5.32%	6.27%	6.11%	7.24%
581	Norton Correctional Facility	231.5	19.44%	23.20%	16.36%	18.44%	16.63%	13.33%	14.00%	17.57%	13.78%	12.00%
604	School for the Blind	13	7.69%	13.80%	38.71%	33.33%	10.00%	5.00%	0.00%	5.26%	19.51%	8.51%
610	School for the Deaf	23.5	17.02%	21.40%	14.04%	16.39%	11.27%	13.51%	21.92%	23.81%	10.99%	11.11%
625	Securities Comm of Kansas	4	25.00%	0.00%	0.00%	38.10%	0.00%	36.36%	0.00%	9.09%	8.89%	0.00%
629	Children & Families, Dept for	1701.5	14.93%	17.20%	18.85%	14.24%	18.37%	10.04%	9.48%	10.82%	12.40%	11.30%
634	Conservation Commission	N/A	N/A	N/A	N/A	N/A	N/A	0.00%	0.00%	0.00%	0.00%	0.00%
652	Education, Dept of	94.5	13.76%	11.10%	8.87%	14.12%	11.15%	11.39%	8.70%	9.09%	10.83%	18.58%
660	Topeka Correctional Facility	212	27.83%	20.70%	19.27%	15.63%	18.44%	18.82%	16.63%	15.32%	14.67%	11.48%
663	Technical Professions St Bd	N/A	N/A	200.00%	33.33%	0.00%	0.00%	0.00%	0.00%	0.00%	0.00%	40.00%
670	State Treasurer	1.5	0.00%	40.00%	0.00%	22.22%	0.00%	0.00%	0.00%	14.29%	0.00%	11.76%
671	Pooled Money Investment Board	1	0.00%	0.00%	50.00%	0.00%	0.00%	25.00%	25.00%	25.00%	0.00%	0.00%
694	Veterans Commission	276.5	29.66%	23.90%	22.61%	22.41%	18.98%	20.59%	23.79%	24.29%	26.29%	28.31%
709	Water Office, Kansas	6	0.00%	8.30%	7.69%	7.69%	20.63%	12.12%	5.88%	11.11%	5.26%	5.41%
710	Wildlife, Parks, & Tourism, KS	316.5	9.48%	8.00%	6.53%	7.98%	10.46%	8.02%	7.04%	3.74%	5.53%	6.67%
712	Winfield Correctional Facility	186.5	16.09%	17.10%	20.57%	13.65%	16.84%	12.34%	16.88%	15.82%	16.41%	17.77%

Source: SHARP (FY 2007-2016); Excludes unclassified, temporary, regents and student employees. Agencies marked “N/A” have no classified employees or the agency has been abolished. Agencies without classified employees for the time frame shown are not included in the table. Note: Turnover is calculated based upon the average number of employees for that fiscal year.

Unclassified Employees Turnover by Agency
Fiscal Years FY 2010-2016
Includes Unclassified Regular and Unclassified/Benefit Eligible Employees

Agy #	Agency Name	Avg # Ees FY 2016	FY 2016	Turnover Rate					
				FY 2015	FY 2014	FY 2013	FY 2012	FY 2011	FY 2010
028	Accountancy, Board of	2.5	40.00%	40.00%	0.00%	33.33%	0.00%	0.00%	0.00%
034	Adjutant General	225	25.78%	26.45%	46.95%	13.16%	17.14%	17.55%	8.83%
039	Aging & Disability Services, Dept of	141	24.11%	14.22%	15.69%	14.58%	15.87%	37.50%	0.00%
046	Agriculture, Kansas Dept of	241.5	14.49%	17.07%	14.48%	12.90%	13.45%	12.37%	9.88%
055	Animal Health Department	N/A	N/A	N/A	N/A	N/A	N/A	0.00%	80.00%
058	Human Rights Commission, Kansas	1.5	0.00%	66.67%	66.67%	0.00%	66.67%	0.00%	50.00%
082	Attorney General	120.5	17.43%	15.77%	14.17%	10.57%	14.81%	34.67%	10.48%
083	Kansas Bureau of Investigation	79.5	13.84%	11.76%	7.25%	6.49%	14.38%	6.78%	9.30%
094	Bank Commissioner	99	14.14%	11.17%	8.47%	5.17%	4.26%	4.76%	15.38%
100	Barbering, Board of	2.5	0.00%	40.00%	0.00%	0.00%	0.00%	0.00%	50.00%
102	Behavioral Sciences Reg Board	6	0.00%	0.00%	0.00%	18.18%	0.00%	25.00%	0.00%
105	Healing Arts, State Bd of	33	6.06%	12.12%	7.41%	8.00%	24.00%	32.00%	14.81%
122	Citizens Utility Ratepayer Bd	5	60.00%	0.00%	18.18%	0.00%	18.18%	0.00%	16.67%
143	Corporation Commission	136	12.50%	13.33%	26.90%	18.60%	28.07%	19.54%	16.00%
149	Cosmetology, Board of	6.5	46.15%	0.00%	28.57%	0.00%	0.00%	100.00%	0.00%
159	Credit Unions, Dept of	9.5	10.53%	57.14%	0.00%	0.00%	0.00%	0.00%	0.00%
167	Dental Board	2	0.00%	0.00%	0.00%	0.00%	100.00%	0.00%	0.00%
171	Health Policy Authority, Kansas	N/A	N/A	N/A	N/A	N/A	N/A	34.78%	8.60%
173	Administration, Dept of	263.5	11.39%	9.05%	6.87%	13.56%	19.16%	21.92%	2.95%
175	Housing Resources Corp, Ks	N/A	N/A	N/A	N/A	N/A	N/A	N/A	28.57%
177	Ellsworth Correctional Fclty	10	0.00%	0.00%	66.67%	0.00%	0.00%	40.00%	0.00%
178	Administrative Hearings, Office of	7	0.00%	0.00%	0.00%	0.00%	0.00%	0.00%	0.00%
195	El Dorado Correctional Fclty	17	5.88%	0.00%	0.00%	25.00%	0.00%	0.00%	28.57%
204	Mortuary Arts, Board of	1	0.00%	0.00%	0.00%	0.00%	0.00%	0.00%	0.00%
206	Emergency Medical Services	3	0.00%	0.00%	100.00%	0.00%	0.00%	0.00%	100.00%
234	Fire Marshal	38.5	20.78%	17.78%	30.77%	18.18%	0.00%	100.00%	0.00%
247	KS Governmental Ethics Comm	8	12.50%	0.00%	25.00%	12.50%	13.33%	26.67%	0.00%
252	Governor	35.5	8.45%	17.91%	14.71%	13.89%	18.42%	49.32%	16.90%
264	Health & Environment, Dept of	617.5	17.65%	15.02%	14.11%	13.54%	18.08%	12.69%	13.97%
270	Health Care Stabilization Fund	18	5.56%	12.12%	0.00%	0.00%	0.00%	0.00%	8.70%
276	Transportation, Dept of	836.5	16.62%	9.72%	9.63%	18.02%	7.21%	8.55%	8.33%
280	Highway Patrol	58.5	13.68%	17.31%	6.74%	12.66%	20.78%	12.82%	7.50%
288	Historical Society, Kansas	5.5	18.18%	20.00%	0.00%	0.00%	0.00%	50.00%	0.00%
296	Labor, Dept of	246	13.01%	16.94%	14.92%	20.63%	28.39%	60.66%	11.46%
300	Commerce, Dept of	132.5	18.87%	20.43%	15.17%	28.24%	15.60%	9.30%	10.34%
313	Hutchinson Correctional Fclty	17	0.00%	0.00%	0.00%	22.22%	0.00%	28.57%	0.00%
325	Beloit Juvenile Correctional Facility	N/A	N/A	N/A	N/A	N/A	N/A	N/A	0.00%
328	Indigents Defense Svcs St Bd	125.5	18.33%	19.18%	13.57%	13.51%	14.41%	14.29%	10.71%
331	Insurance Department	101	11.88%	29.91%	13.97%	5.26%	6.36%	11.32%	10.28%
349	Judicial Council	5	20.00%	20.00%	0.00%	25.00%	0.00%	54.55%	0.00%
350	Juvenile Justice Authority	N/A	N/A	N/A	N/A	47.62%	34.78%	35.71%	0.00%
352	Kansas Juvenile Correct. Cmplx	12.5	0.00%	26.67%	42.11%	27.27%	50.00%	28.57%	34.78%
355	Atchison Juvenile Correctional Fac	N/A	N/A	N/A	N/A	N/A	N/A	N/A	300.00%
359	Arts Commission, Kansas	N/A	N/A	N/A	N/A	N/A	0.00%	100.00%	0.00%
360	Kansas, Inc.	N/A	N/A	N/A	N/A	N/A	N/A	133.33%	0.00%
363	Kansas Neurological Institute	25.5	35.29%	0.00%	46.15%	15.38%	0.00%	15.38%	0.00%
365	Ks Public Employees Retirmt System	85.5	5.85%	17.02%	0.00%	15.79%	17.65%	22.86%	0.00%
371	Technology Enterprise Corp, Kansas	N/A	N/A	N/A	N/A	N/A	N/A	111.11%	40.00%
373	Fair Board, Kansas State	7.5	26.67%	0.00%	0.00%	0.00%	0.00%	0.00%	0.00%
400	Lansing Correctional Facility	26.5	3.77%	18.18%	22.22%	28.57%	0.00%	0.00%	0.00%
408	Larned Corr Mental Hlth Fclty	5.5	0.00%	40.00%	0.00%	0.00%	0.00%	80.00%	0.00%

Unclassified Employees Turnover by Agency cont.
Fiscal Years FY 2010-2016
Includes Unclassified Regular and Unclassified/Benefit Eligible Employees

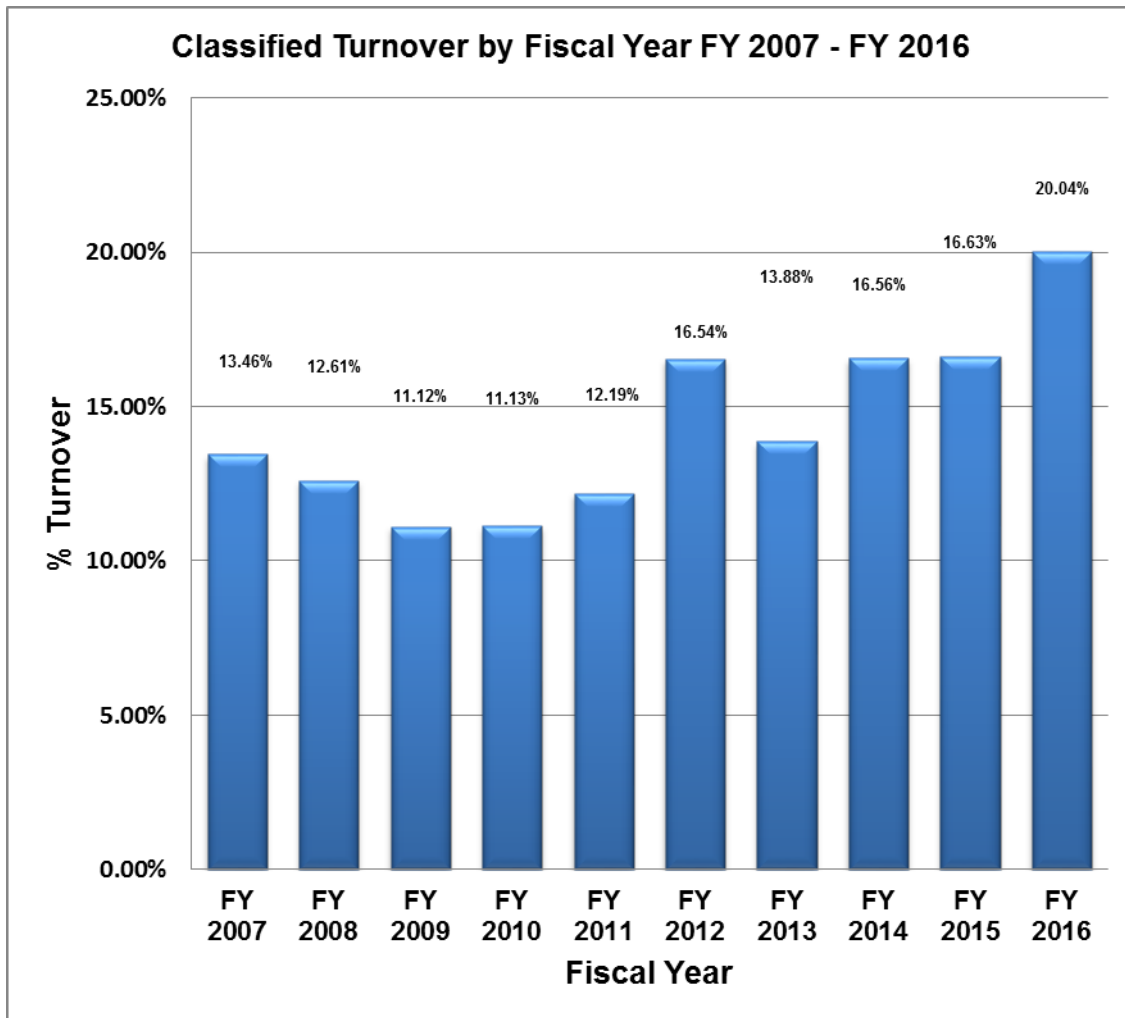
Agy #	Agency Name	Avg # Ees FY 2016	Turnover Rate						
			FY 2016	FY 2015	FY 2014	FY 2013	FY 2012	FY 2011	FY 2010
410	Larned State Hospital	113	29.20%	39.62%	36.36%	56.82%	44.16%	30.99%	44.16%
412	Larned Juvenile Correct.Facil.	6.5	15.38%	0.00%	0.00%	33.33%	9.52%	0.00%	8.33%
422	Legislative Coordinating Council	7.5	13.33%	12.50%	25.00%	12.50%	31.58%	9.09%	0.00%
425	Legislative Research Dept	40.5	12.35%	14.46%	12.35%	23.81%	9.30%	16.28%	9.52%
428	Legislature	46	10.87%	11.70%	5.24%	38.14%	7.54%	20.36%	3.03%
434	State Library	15	46.67%	0.00%	10.00%	10.53%	52.63%	35.29%	11.76%
446	Lieutenant Governor	N/A	N/A	N/A	N/A	0.00%	0.00%	57.14%	120.00%
450	Lottery, Kansas	78.5	7.64%	6.76%	11.57%	10.10%	12.05%	10.96%	0.00%
482	Nursing, Board of	6	50.00%	0.00%	28.57%	0.00%	25.00%	0.00%	33.33%
488	Optometry Board of Examiners	N/A	N/A	N/A	0.00%	0.00%	200.00%	0.00%	0.00%
494	Osawatimie State Hospital	91.5	18.58%	45.45%	32.73%	16.33%	30.43%	4.17%	23.53%
507	Parsons St Hosp & Trng Center	43.5	18.39%	18.18%	0.00%	16.67%	0.00%	18.18%	0.00%
521	Corrections, Dept of	172	15.12%	11.58%	10.88%	14.57%	25.87%	25.35%	6.90%
522	Correctional Industries, Kansas	14.5	27.59%	9.09%	20.00%	0.00%	0.00%	0.00%	0.00%
523	Parole Board, Kansas	N/A	N/A	N/A	N/A	N/A	N/A	66.67%	33.33%
529	KS Comm Peach Officers Std & Trng	5	0.00%	20.00%	0.00%	0.00%	18.18%	0.00%	0.00%
531	Pharmacy, Board of	5.5	36.36%	20.00%	25.00%	28.57%	0.00%	0.00%	0.00%
540	Legislative Division of Post Audit	23	17.39%	18.18%	13.95%	9.52%	18.60%	14.29%	30.30%
543	Real Estate Appraisal Board	1.5	0.00%	0.00%	0.00%	0.00%	0.00%	0.00%	0.00%
549	Real Estate Commission	8.5	0.00%	20.00%	28.57%	33.33%	0.00%	0.00%	0.00%
553	Racing & Gaming Commission, KS	45.5	4.40%	3.92%	15.69%	19.23%	22.22%	16.67%	17.65%
555	Rainbow Mental Health Facility	N/A	N/A	N/A	66.67%	66.67%	33.33%	0.00%	40.00%
561	Regents, Board of	57	14.04%	10.71%	11.32%	15.09%	32.14%	14.81%	6.38%
562	Court of Tax Appeals	8	0.00%	13.33%	13.33%	23.53%	20.00%	10.00%	0.00%
565	Revenue, Dept of	263.5	13.66%	12.22%	8.53%	12.74%	9.52%	24.00%	8.26%
579	Revisor of Statutes	28.5	7.02%	6.78%	7.02%	7.27%	10.71%	25.00%	10.17%
581	Norton Correctional Facility	13.5	0.00%	0.00%	0.00%	0.00%	0.00%	33.33%	33.33%
604	School for the Blind	51	23.53%	17.14%	11.11%	5.50%	14.41%	12.39%	7.02%
610	School for the Deaf	94	21.28%	16.57%	13.68%	12.44%	12.50%	9.57%	12.57%
622	Secretary of State	40.5	14.81%	11.63%	11.76%	14.29%	15.73%	19.15%	14.43%
625	Securities Comm of Kansas	21.5	23.26%	0.00%	0.00%	37.04%	33.33%	50.00%	0.00%
626	Sentencing Commission, Kansas	12.5	0.00%	9.09%	0.00%	0.00%	10.00%	10.00%	10.00%
629	Children & Families, Dept for	495	13.33%	16.12%	16.00%	10.86%	37.35%	36.57%	9.42%
634	Conservation Commission	N/A	N/A	N/A	N/A	N/A	N/A	0.00%	23.53%
652	Education, Dept of	124.5	9.64%	17.32%	16.17%	16.19%	17.46%	15.45%	9.57%
660	Topeka Correctional Facility	22.5	0.00%	13.33%	13.33%	0.00%	25.00%	0.00%	0.00%
663	Technical Professions St Bd	4.5	44.44%	0.00%	50.00%	0.00%	0.00%	0.00%	0.00%
670	State Treasurer	36.5	5.48%	8.22%	5.80%	23.53%	11.43%	21.21%	9.23%
671	Pooled Money Investment Board	4	0.00%	0.00%	0.00%	0.00%	66.67%	0.00%	0.00%
677	Judicial Branch	1820.5	11.10%	9.99%	8.26%	9.32%	7.21%	7.64%	5.53%
694	Veterans Commission	31	22.58%	42.11%	19.05%	20.00%	20.00%	19.05%	18.18%
700	Brd of Veterinary Examiners	1.5	0.00%	N/A	0.00%	40.00%	0.00%	0.00%	0.00%
709	Water Office, Kansas	11	18.18%	0.00%	0.00%	0.00%	0.00%	0.00%	0.00%
710	Wildlife, Parks, & Tourism, KS	99	4.04%	13.86%	11.11%	14.63%	12.35%	7.41%	5.48%
712	Winfield Correctional Facility	8	0.00%	28.57%	0.00%	0.00%	0.00%	0.00%	0.00%

Source: SHARP (FY 2010-2016); Includes unclassified regular and unclassified temporary, benefit eligible employees. Excludes classified, temporary, regents, and student employees. Agencies marked “N/A” had no unclassified employees that fiscal year or the agency has been abolished. **Note:** Turnover is calculated based upon the average number of employees for that fiscal year.

Agency Turnover FY 2016

Agencies with less than 10% Turnover: Classified Employees			
Excludes agencies with less than an average of 50 classified employees for FY 2016			
Agy #	Agency Name	Avg # Employees	Turnover
143	Corporation Commission	50	2.00%
565	Department of Revenue	684.5	8.91%
280	Highway Patrol	673.5	6.38%
046	Kansas Dept of Agriculture	71	8.45%
710	KS Wildlife, Parks & Tourism	316.5	9.48%

Source: SHARP (FY 2016); Excludes unclassified, temporary, regents and student employees.

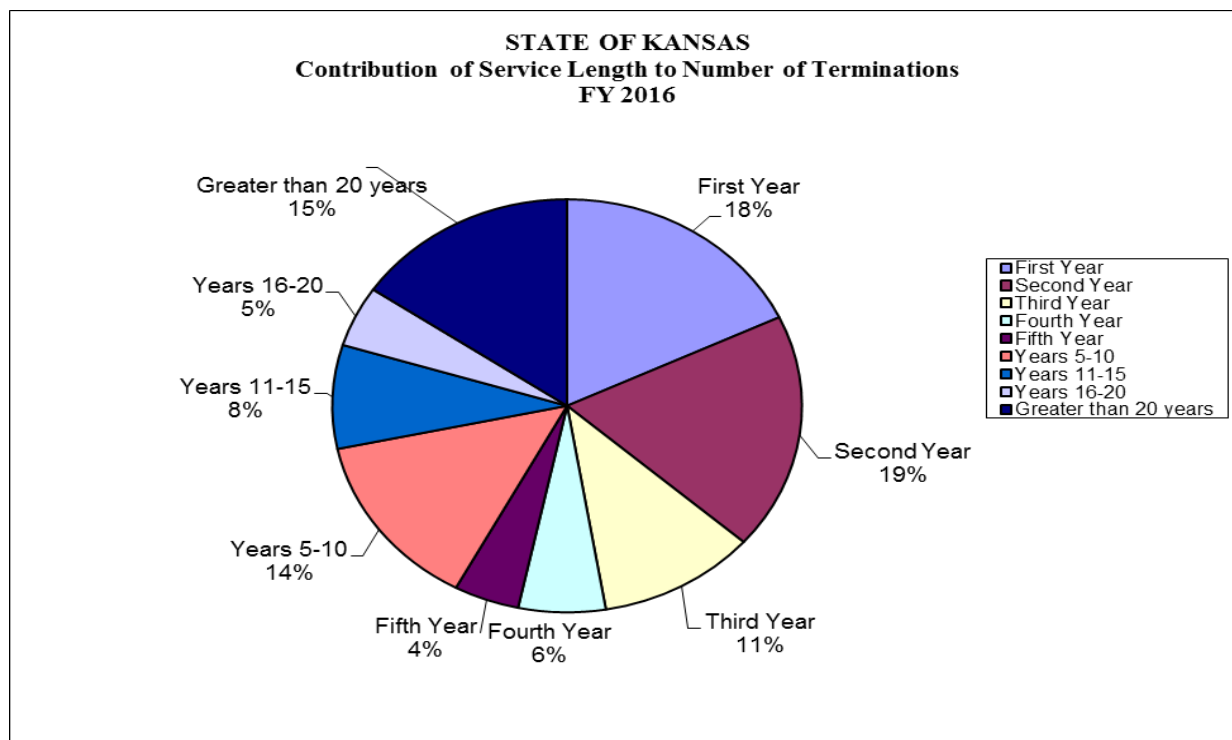


Source: SHARP (FY 2007-2016); Excludes unclassified, temporary, regents, and student employees. The increase in FY 2012 is primarily due to retirements. Retirements accounted for 25% of separations in FY 2011, but accounted for 40% of separations in FY 2012, most likely because of the voluntary retirement incentive program (VRIP) offered in FY 2012.

Job Turnover FY 2016

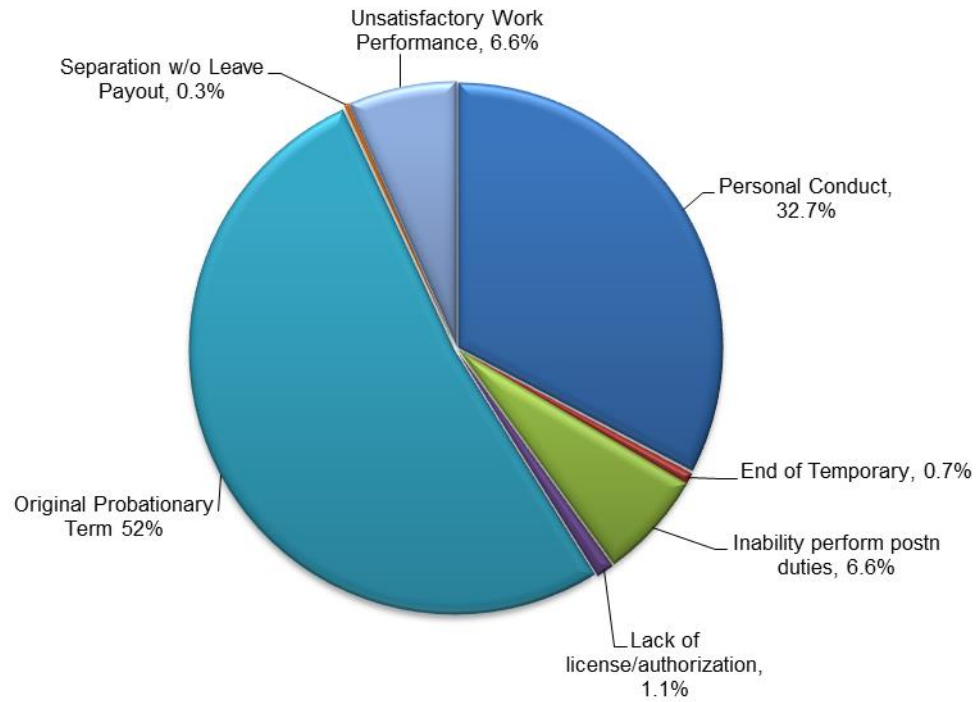
Classified Job Titles with 20% or Higher Turnover Rates in FY 2016			
Excludes trainee classes and agencies with less than an average of 50 classified employees			
Job Code	Job Title	Avg # Employees	Turnover
5001F2	Certified Nurse Aide I	68	41.18%
8109L1	Corrections Officer I (A)	535.5	65.55%
8111L1	Corrections Officer I (B)	476.5	25.60%
8110L1	Corrections Officer II	354	21.19%
3071N3	Equipment Operator	319.5	24.41%
3269N2	Facilities Maintenance Super	90	20.00%
8231A3	Health Facility Surveyor I	57.5	45.22%
8162D2	Human Services Consultant	81	24.69%
8163D2	Human Services Counselor	59.5	35.29%
4304L1	Juvenile Corrections Off I(A)	112	51.79%
4401L1	Juvenile Corrections Off I(B)	66.5	28.57%
7109F2	Licensed Practical Nurse Sr	68.5	26.28%
5004F2	MHDD Technician	699.5	45.46%
7556L1	Parole Officer I	75	20.00%
4158A6	Program Specialist I	60.5	28.10%
7114F2	Registered Nurse Senior	114	29.82%
4205D1	Social Worker Specialist	312	20.83%

Source: SHARP (FY 2016); Excludes unclassified, temporary, regents, and student employees Excludes job titles that had less than an average of 50 employees in FY 2016.



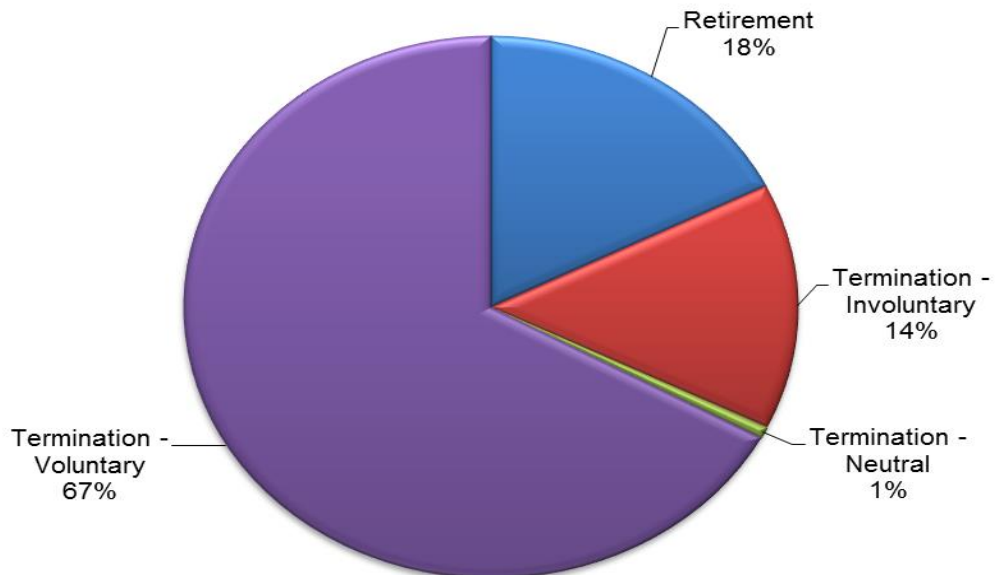
Source: SHARP (FY 2016); Excludes unclassified, temporary, regents, and student employees

FY 2016 Classified Employee Terminations Involuntary Turnover Due to Leaving State Service



Source: SHARP (FY 2016); Excludes unclassified, temporary, regents, and student employees

FY 2016 Unclassified Employee Turnover by Type of Termination



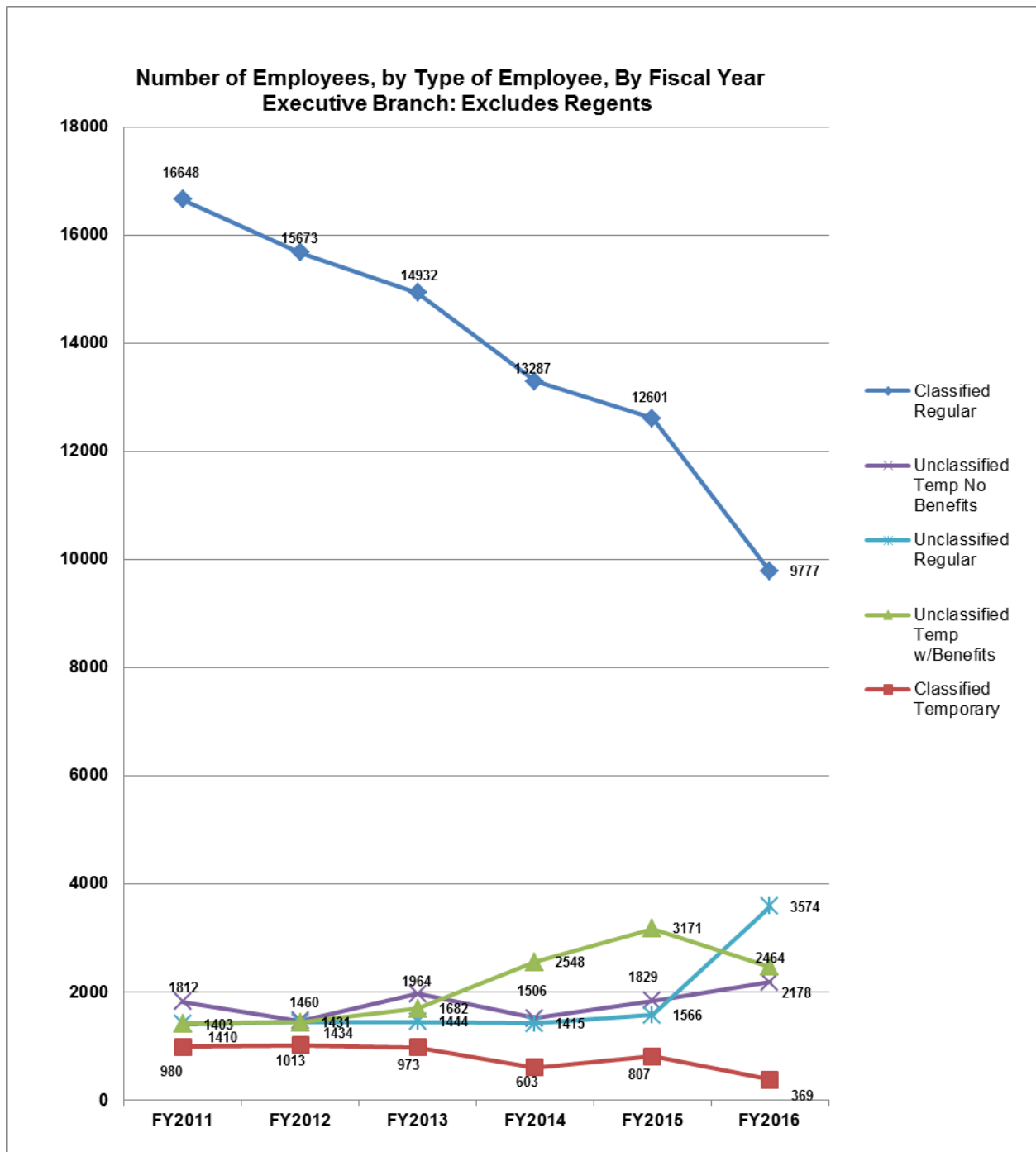
Source: SHARP (FY 2016); Includes unclassified, regular and unclassified temporary benefit eligible employees. Excludes classified employees, students, regents, and unclassified temporary non-benefit eligible employees.

The graphs and tables that follow show changes in the workforce that occurred between FY 2011 and FY 2016. Beginning with FY 2015 data, Regents universities are no longer included. Also, a decision to modify how some of the data was collected may cause variances from previous reports.

- The number of classified regular employees continues to decrease. The number of Executive Branch employees, including non-benefits eligible, also continues to decrease.
- The number of unclassified regular employees in the Executive Branch more than doubled from FY 2015 – FY 2016.
- The number of Judicial Branch employees increased just over 2% from FY 2011 to FY 2016.
- The number of Legislative Branch employees increased by 2% from FY 2011 to FY 2016.
- These job codes are excluded from data for Human Services agencies in FY 2015 to FY 2016:

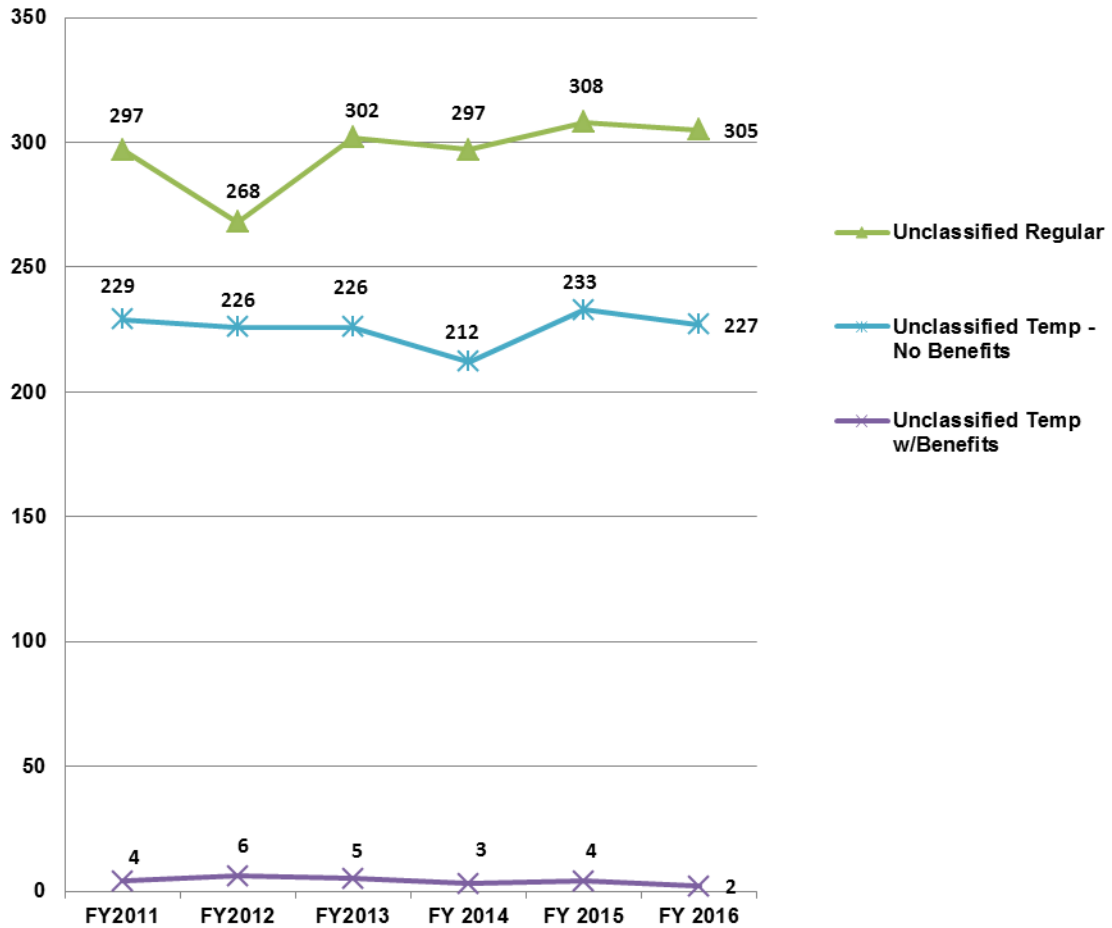
036000 – Member of a Home

035500 – Resident Worker



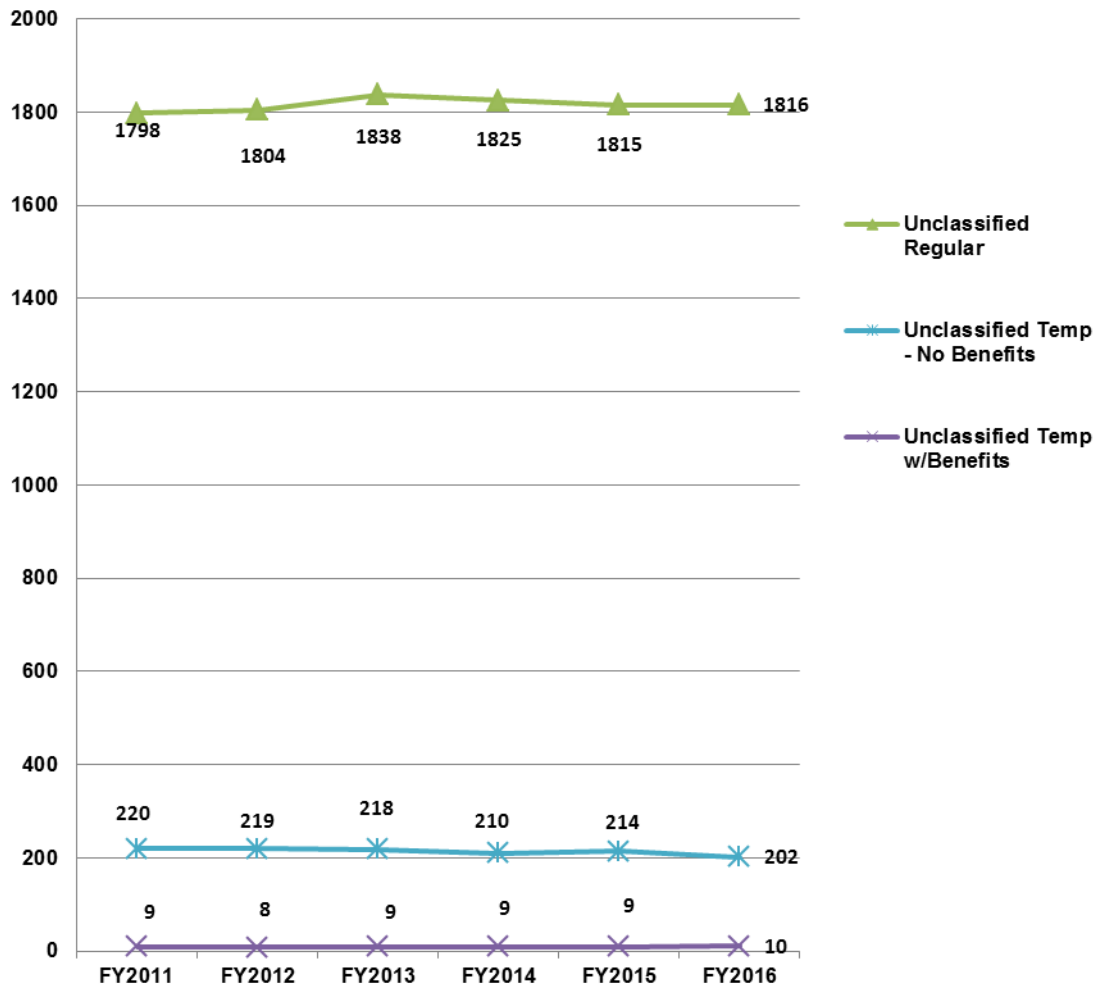
Source: SHARP (FY 2011-FY 2016); Includes executive branch employees; Excludes Regents universities

**Number of Employees, by Type of Employee, By Fiscal Year
Legislative Branch**



Source: SHARP (FY2011-FY2016); Includes Legislative Branch employees only

**Number of Employees, by Type of Employee, By Fiscal Year
Judicial Branch Only**



Source: SHARP (FY2011-FY2016); Includes Judicial Branch employees only

Number of Classified Regular Employees: FY 2011 - FY 2016

Agency	Agency Name	Fiscal Year						FY11-16
		2011	2012	2013	2014	2015	2016	+/-
028	Accountancy, Board of	1	0	0	0	0	0	-1
034	Adjutant General	37	32	29	26	23	19	-18
039	Aging and Disability Services, Kansas Dept for	129	125	177	149	128	91	-38
046	Agriculture, Department of	268	259	226	127	96	26	-242
055	Animal Health Department	0	0	0	0	0	0	0
058	Human Rights Commission, Kansas	21	58	19	16	15	14	-7
082	Attorney General	0	0	0	0	0	0	0
083	Investigation, Kansas Bureau of	186	177	188	183	181	181	-5
094	Bank Commissioner, Office of the State	77	73	10	4	2	0	-77
100	Barbering, Board of	1	1	1	0	0	0	-1
102	Behavioral Sciences Regulatory Board	3	3	3	3	3	3	0
105	Healing Arts, Board of	31	32	30	29	33	4	-27
122	Citizens' Utility Ratepayer Board	0	0	0	0	0	0	0
143	Corporation Commission, Kansas	132	126	121	106	93	6	-126
149	Cosmetology, Board of	10	11	10	9	8	4	-6
159	Credit Unions, Department of	11	11	1	1	0	0	-11
167	Dental Board, Kansas	2	2	2	1	1	1	-1
171	Health Policy Authority	0	0	0	0	0	0	0
173	Administration, Department of	476	440	396	296	261	161	-315
177	Ellsworth Correctional Facility	213	213	214	202	210	192	-21
178	Administrative Hearings, Office Of	8	7	8	3	3	1	-7
195	El Dorado Correctional Facility	422	402	444	452	454	417	-5
204	Mortuary Arts, Board of	2	2	2	2	2	2	0
206	Emergency Medical Services Board	11	13	13	10	12	7	-4
234	Fire Marshal	41	38	40	35	28	8	-33
247	Ethics Commission, Kansas Gov	0	0	0	0	0	0	0
252	Governor, Office of the	2	1	1	0	0	0	-2
264	Health and Environment, Department of	740	668	634	546	423	203	-537
266	Hearing Aid Examiners, Bd of	0	0	0	0	0	0	0
270	Heath Care Stabilization Fund Bd of Gov	6	6	3	3	1	1	-5
276	Transportation, Kansas Department of	2,737	2,640	2,408	1,898	1,729	1198	-1539
280	Highway Patrol	764	737	732	709	673	674	-90
288	Historical Society, State	85	77	73	69	61	57	-28
291	Home Inspector's Registration Bd	0	0	0	0	0	0	0
296	Labor, Department of	348	252	258	208	158	123	-225
300	Commerce & Housing, Department of	201	180	136	138	122	99	-102
313	Hutchinson Correctional Facility	491	480	465	465	459	412	-79
325	Beloit Juvenile Correctional Facility	0	0	0	0	0	0	0
328	Indigents Defense Services Board	59	59	58	56	52	32	-27
331	Insurance Department	15	8	7	5	4	1	-14
349	Judicial Council	0	0	0	0	0	0	0
350	Juvenile Justice Authority	19	15	15	0	0	0	-19
352	Juvenile Correctional Complex	214	213	212	198	206	108	-106
359	Arts Commission, Kansas	0	0	0	0	0	0	0
360	Kansas, Inc.	0	0	0	0	0	0	0
363	Neurological Institute, Kansas	477	460	444	424	413	372	-105
365	Kansas Public Employees Ret Sys	68	64	76	75	35	3	-65
371	Technology Enterprise Corp, Kansas	0	0	0	0	0	0	0

Number of Classified Regular Employees: FY 2011 - FY 2016 cont.

Agency	Agency Name	Fiscal Year						FY11-16
		2011	2012	2013	2014	2015	2016	+/-
373	Fair, Kansas State	22	23	24	21	24	11	-11
400	Lansing Correctional Facility	646	648	621	629	617	546	-100
408	Larned Correctional Mental Health Facility	172	172	168	163	159	164	-8
410	Larned State Hospital	754	706	710	655	594	455	-299
412	Larned Juvenile Correctional Facility	119	110	130	117	120	70	-49
422	Legislative Coordinating Council	0	0	0	0	0	0	0
425	Legislative Research Department	0	0	0	0	0	0	0
428	Legislature	0	0	0	0	0	0	0
434	Library, State	18	19	20	19	13	13	-5
446	Lieutenant Governor, Office of the	0	0	0	0	0	0	0
450	Lottery, Kansas	45	36	29	11	8	4	-41
482	Nursing, Board of	19	18	20	21	21	15	-4
488	Optometry, Board of Examiners	1	1	1	1	1	1	0
494	Osawatomie State Hospital	369	333	312	318	269	182	-187
507	Parsons State Hospital and Training Center	436	414	414	412	424	365	-71
521	Corrections, Department of	206	197	202	231	225	201	-5
522	Correctional Industries	47	43	45	45	40	35	-12
523	Parole Board, Kansas	0	0	0	0	0	0	0
529	Peace Officers, Stds and Trng	0	0	0	0	0	0	0
531	Pharmacy, Board of	6	6	5	5	4	3	-3
540	Legislative Division of Post Audit	0	0	0	0	0	0	0
543	Real Estate Appraisal Board	1	1	1	1	1	0	-1
549	Real Estate Commission, Kansas	9	8	7	5	0	0	-9
553	Racing & Gaming Commission, Kansas	39	57	55	38	54	9	-30
555	Rainbow Mental Health Facility	95	79	68	0	0	0	-95
561	Regents, Board of	8	7	6	3	2	1	-7
562	Tax Appeals, Court of	8	8	8	8	7	7	-1
565	Revenue, Department of	954	859	810	783	758	612	-342
579	Revisor of Statutes	0	0	0	0	0	0	0
581	Norton Correctional Facility	247	246	239	247	236	224	-23
604	Blind, School for the	20	18	14	15	14	13	-7
610	Deaf, School for the	38	34	28	28	27	10	-28
622	Secretary of State	0	0	0	0	0	0	0
625	Securities Commissioner, Office of the	13	14	8	8	8	0	-13
626	Sentencing Commission, Kansas	0	0	0	0	0	0	0
629	Children and Families, Kansas Dept for	2,807	2,534	2,315	1,987	1,893	1511	-1296
634	Conservation Commission, State	0	0	0	0	0	0	0
652	Education, Department of	138	132	123	120	110	80	-58
660	Topeka Correctional Facility	208	213	217	216	229	192	-16
663	Technical Professions, Board of	3	3	3	3	0	0	-3
670	Treasurer, State	6	5	5	3	2	1	-5
671	Pooled Money Investment Bd	4	3	3	1	1	1	-3
677	Judicial Branch	0	0	0	0	0	0	0
694	Veterans' Affairs, Commission on	275	271	288	278	289	264	-11
700	Veterinary Examiners, Board of	0	0	0	0	0	0	0
709	Water Office, Kansas	16	12	13	13	11	0	-16
710	Wildlife and Parks, Department of	405	376	373	352	358	180	-225
712	Winfield Correctional Facility	194	189	197	185	193	177	-17
Total		16,656	15,680	14,938	13,390	12,601	9,767	-6889

Source: SHARP (FY2011-FY2016); Includes Classified Regular Employees only. Excludes Regents universities
Note: The following agencies were abolished or merged with other agencies during this time period: Animal Health Dept: FY2012, Arts Commission: FY 2012, Conservation Commission: FY 2012, Development Finance Authority: FY 2011, Health Policy Authority: FY 2012, Housing Resources Corporation: FY 2011, Kansas Inc: FY 2012, Parole Board: FY 2012, Technology Enterprise Corp FY 2012.

Number of Unclassified Regular Employees: FY 2011 - FY 2016

Agency	Agency Name	Fiscal Year						FY11-16
		2011	2012	2013	2014	2015	2016	+/-
028	Accountancy, Board of	1	1	1	1	1	3	2
034	Adjutant General	143	143	137	135	105	89	-54
039	Aging and Disability Services, Kansas Dept	10	10	16	17	21	100	90
046	Agriculture, Department of	20	20	18	22	23	15	-5
055	Animal Health Department	0	0	0	0	0	0	0
058	Human Rights Commission, Kansas	2	1	1	2	1	1	-1
082	Attorney General	99	98	105	103	107	102	3
083	Investigation, Kansas Bureau of	4	7	7	6	7	13	9
094	Bank Commissioner, Office of the State	18	22	87	89	86	85	67
100	Barbering, Board of	1	1	1	1	1	1	0
102	Behavioral Sciences Regulatory Board	3	2	3	1	1	1	-2
105	Healing Arts, Board of	12	12	12	11	12	36	24
122	Citizens' Utility Ratepayer Board	6	5	6	4	5	5	-1
143	Corporation Commission, Kansas	61	65	65	57	73	112	51
149	Cosmetology, Board of	1	1	1	1	1	5	4
159	Credit Unions, Department of	1	1	10	11	9	9	8
167	Dental Board, Kansas	1	1	1	1	1	1	0
171	Health Policy Authority	0	0	0	0	0	0	0
173	Administration, Department of	22	21	19	20	18	142	120
177	Ellsworth Correctional Facility	0	2	2	2	2	16	16
178	Administrative Hearings, Office Of	1	1	1	1	1	3	2
195	El Dorado Correctional Facility	1	3	4	4	4	22	21
204	Mortuary Arts, Board of	1	1	1	1	1	1	0
206	Emergency Medical Services Board	1	1	1	1	1	1	0
234	Fire Marshal	2	2	1	5	6	50	48
247	Ethics Commission, Kansas Gov	7	8	8	8	8	8	1
252	Governor, Office of the	38	37	28	29	33	33	-5
264	Health and Environment, Department of	121	104	95	94	96	263	142
266	Hearing Aid Examiners, Bd of	0	0	0	0	0	0	0
270	Heath Care Stabilization Fund Bd of Gov	12	12	15	15	17	17	5
276	Transportation, Kansas Department of	11	12	12	12	11	535	524
280	Highway Patrol	6	5	5	5	4	5	-1
288	Historical Society, State	1	1	1	1	1	2	1
291	Home Inspector's Registration Bd	0	0	0	0	0	0	0
296	Labor, Department of	29	30	30	25	27	49	20
300	Commerce & Housing, Department of	10	9	4	6	6	9	-1
313	Hutchinson Correctional Facility	0	1	1	1	1	21	21
325	Beloit Juvenile Correctional Facility	0	0	0	0	0	0	0
328	Indigents Defense Services Board	108	109	109	81	109	136	28
331	Insurance Department	106	113	112	102	100	102	-4
349	Judicial Council	4	4	4	4	5	5	1
350	Juvenile Justice Authority	6	4	2	0	0	0	-6
352	Juvenile Correctional Complex	1	2	2	2	2	11	10
359	Arts Commission, Kansas	0	0	0	0	0	0	0
360	Kansas, Inc.	0	0	0	0	0	0	0
363	Neurological Institute, Kansas	2	2	3	3	6	14	12
365	Kansas Public Employees Ret Sys	16	17	19	20	59	95	79
371	Technology Enterprise Corp, Kansas	0	0	0	0	0	0	0

Number of Unclassified Regular Employees: FY 2011 - FY 2016 cont.

Agency	Agency Name	Fiscal Year						FY11-16
		2011	2012	2013	2014	2015	2016	+/-
373	Fair, Kansas State	1	1	1	1	1	14	13
400	Lansing Correctional Facility	1	3	3	4	4	36	35
408	Larned Correctional Mental Health Facility	1	2	2	2	2	7	6
410	Larned State Hospital	21	15	16	14	13	59	38
412	Larned Juvenile Correctional Facility	2	1	1	2	2	2	0
422	Legislative Coordinating Council	11	9	8	8	8	7	-4
425	Legislative Research Department	39	37	38	38	40	36	-3
428	Legislature	197	201	208	203	210	211	14
434	Library, State	1	1	1	1	1	7	6
446	Lieutenant Governor, Office of the	3	3	4	0	0	0	-3
450	Lottery, Kansas	34	37	34	47	51	81	47
482	Nursing, Board of	3	2	3	3	2	8	5
488	Optometry, Board of Examiners	0	0	0	0	0	0	0
494	Osawatomie State Hospital	17	15	17	29	37	74	57
507	Parsons State Hospital and Training Center	5	5	6	15	20	30	25
521	Corrections, Department of	14	14	14	15	15	34	20
522	Correctional Industries	0	0	0	0	0	0	0
523	Parole Board, Kansas	0	0	0	0	0	0	0
529	Peace Officers, Stds and Trng	6	5	7	4	5	5	-1
531	Pharmacy, Board of	1	1	1	1	1	2	1
540	Legislative Division of Post Audit	22	21	21	20	22	24	2
543	Real Estate Appraisal Board	1	1	1	1	1	2	1
549	Real Estate Commission, Kansas	2	2	1	1	1	8	6
553	Racing & Gaming Commission, Kansas	17	26	23	23	25	61	44
555	Rainbow Mental Health Facility	6	5	4	0	0	0	-6
561	Regents, Board of	45	46	53	52	56	53	8
562	Tax Appeals, Court of	10	10	8	6	7	9	-1
565	Revenue, Department of	29	31	32	32	32	213	184
579	Revisor of Statutes	28	28	27	28	28	27	-1
581	Norton Correctional Facility	1	0	2	2	2	18	17
604	Blind, School for the	57	54	56	51	53	47	-10
610	Deaf, School for the	96	95	87	87	85	94	-2
622	Secretary of State	45	41	41	45	40	40	-5
625	Securities Commissioner, Office of the	10	14	12	14	18	22	12
626	Sentencing Commission, Kansas	8	8	7	8	8	10	2
629	Children and Families, Kansas Dept for	33	27	22	21	21	210	177
634	Conservation Commission, State	0	0	0	0	0	0	0
652	Education, Department of	37	36	35	33	35	142	105
660	Topeka Correctional Facility	0	2	2	2	2	23	23
663	Technical Professions, Board of	2	2	2	2	2	1	-1
670	Treasurer, State	34	36	33	30	36	37	3
671	Pooled Money Investment Bd	1	2	2	3	4	4	3
677	Judicial Branch	1,794	1,800	1,834	1,821	1,810	1811	17
694	Veterans' Affairs, Commission on	5	4	5	5	3	40	35
700	Veterinary Examiners, Board of	3	3	3	0	0	3	0
709	Water Office, Kansas	3	3	3	3	3	16	13
710	Wildlife and Parks, Department of	8	6	7	8	11	40	32
712	Winfield Correctional Facility	0	0	0	0	0	9	9
Total		3,543	3,546	3,637	3,589	3,689	5,695	2,152

Source: SHARP (FY2011-FY2016); Includes Unclassified Regular Employees only. Excludes Regents universities
Note: The following agencies were abolished or merged with other agencies during this time period: Animal Health Dept: FY2012, Arts Commission: FY 2012, Conservation Commission: FY 2012, Development Finance Authority: FY 2011, Health Policy Authority: FY 2012, Housing Resources Corporation: FY 2011, Kansas Inc: FY 2012, Parole Board: FY 2012, Technology Enterprise Corp FY 2012

Number of Unclassified Temporary Benefits Eligible Employees: FY 2011 - FY 2016

Agency	Agency Name	Fiscal Year						FY11-16
		2011	2012	2013	2014	2015	2016	+/-
028	Accountancy, Board of	1	2	2	2	1	0	-1
034	Adjutant General	264	260	254	129	131	115	-149
039	Aging and Disability Services, Kansas Dept for	14	15	38	65	95	66	52
046	Agriculture, Department of	38	39	76	165	193	200	162
055	Animal Health Department	0	0	0	0	0	0	0
058	Human Rights Commission, Kansas	0	0	0	0	0	0	0
082	Attorney General	9	6	15	14	14	15	6
083	Investigation, Kansas Bureau of	68	72	66	59	64	71	3
094	Bank Commissioner, Office of the State	3	4	3	8	12	15	12
100	Barbering, Board of	1	1	1	2	1	2	1
102	Behavioral Sciences Regulatory Board	2	2	3	5	5	5	3
105	Healing Arts, Board of	0	0	0	1	6	7	7
122	Citizens' Utility Ratepayer Board	0	0	0	0	0	0	0
143	Corporation Commission, Kansas	25	20	22	11	23	1	-24
149	Cosmetology, Board of	0	1	2	3	5	2	2
159	Credit Unions, Department of	0	0	0	0	1	0	0
167	Dental Board, Kansas	0	0	0	0	1	1	1
171	Health Policy Authority	0	0	0	0	0	0	0
173	Administration, Department of	67	59	79	169	211	149	82
177	Ellsworth Correctional Facility	2	1	1	1	1	1	-1
178	Administrative Hearings, Office Of	0	0	0	5	5	5	5
195	El Dorado Correctional Facility	2	1	1	1	3	5	3
204	Mortuary Arts, Board of	0	0	0	0	0	0	0
206	Emergency Medical Services Board	0	0	0	0	0	4	4
234	Fire Marshal	0	0	2	13	21	0	0
247	Ethics Commission, Kansas Gov	0	0	0	0	0	0	0
252	Governor, Office of the	1	1	3	3	2	3	2
264	Health and Environment, Department of	240	258	265	347	461	275	35
266	Hearing Aid Examiners, Bd of	0	0	0	0	0	0	0
270	Heath Care Stabilization Fund Bd of Gov	0	0	0	0	1	1	1
276	Transportation, Kansas Department of	45	42	42	555	615	425	380
280	Highway Patrol	33	34	37	44	51	53	20
288	Historical Society, State	3	4	4	4	4	4	1
291	Home Inspector's Registration Bd	0	0	0	0	0	0	0
296	Labor, Department of	124	122	129	165	203	200	76
300	Commerce & Housing, Department of	60	63	91	108	115	135	75
313	Hutchinson Correctional Facility	3	3	3	4	4	6	3
325	Beloit Juvenile Correctional Facility	0	0	0	0	0	0	0
328	Indigents Defense Services Board	3	1	1	1	1	1	-2
331	Insurance Department	0	0	0	0	0	0	0
349	Judicial Council	0	0	0	0	0	0	0
350	Juvenile Justice Authority	19	20	14	0	0	0	-19
352	Juvenile Correctional Complex	8	8	9	6	5	6	-2
359	Arts Commission, Kansas	0	0	0	0	0	0	0
360	Kansas, Inc.	0	0	0	0	0	0	0
363	Neurological Institute, Kansas	5	4	3	3	4	4	-1
365	Kansas Public Employees Ret Sys	1	1	1	5	9	9	8
371	Technology Enterprise Corp, Kansas	0	0	0	0	0	0	0

Number of Unclassified Temporary Benefits Eligible Employees: FY 2011 - FY 2016 cont.

Agency	Agency Name	Fiscal Year					FY11-16	
		2011	2012	2013	2014	2015	2016	+/-
373	Fair, Kansas State	0	0	0	0	0	0	0
400	Lansing Correctional Facility	3	0	0	1	2	4	1
408	Larned Correctional Mental Health Facility	1	0	0	0	1	1	0
410	Larned State Hospital	14	27	29	39	39	32	18
412	Larned Juvenile Correctional Facility	11	8	4	4	4	4	-7
422	Legislative Coordinating Council	0	0	0	0	0	0	0
425	Legislative Research Department	4	6	4	2	3	2	-2
428	Legislature	0	0	0	0	0	0	0
434	Library, State	8	8	8	10	14	8	0
446	Lieutenant Governor, Office of the	0	0	0	0	0	0	0
450	Lottery, Kansas	0	11	17	23	26	0	0
482	Nursing, Board of	1	1	1	0	1	0	-1
488	Optometry, Board of Examiners	1	0	0	0	0	0	-1
494	Osawatomie State Hospital	6	8	8	0	0	0	-6
507	Parsons State Hospital and Training Center	0	0	0	0	0	1	1
521	Corrections, Department of	86	83	114	132	148	140	54
522	Correctional Industries	0	0	0	8	14	14	14
523	Parole Board, Kansas	0	0	0	0	0	0	0
529	Peace Officers, Stds and Trng	0	0	0	0	0	0	0
531	Pharmacy, Board of	2	3	2	3	4	4	2
540	Legislative Division of Post Audit	0	0	0	1	0	0	0
543	Real Estate Appraisal Board	0	0	0	0	0	0	0
549	Real Estate Commission, Kansas	0	1	3	2	5	3	3
553	Racing & Gaming Commission, Kansas	1	1	1	0	0	1	0
555	Rainbow Mental Health Facility	0	0	0	0	0	0	0
561	Regents, Board of	13	11	1	1	2	3	-10
562	Tax Appeals, Court of	0	0	0	0	0	0	0
565	Revenue, Department of	33	33	59	131	163	109	76
579	Revisor of Statutes	0	0	1	0	1	0	0
581	Norton Correctional Facility	2	1	1	1	2	2	0
604	Blind, School for the	0	0	0	0	1	0	0
610	Deaf, School for the	0	1	9	4	4	6	6
622	Secretary of State	1	1	1	0	1	0	-1
625	Securities Commissioner, Office of the	0	0	0	3	2	0	0
626	Sentencing Commission, Kansas	2	2	2	2	3	4	2
629	Children and Families, Kansas Dept for	56	69	119	165	318	295	239
634	Conservation Commission, State	0	0	0	0	0	0	0
652	Education, Department of	90	86	86	77	85	6	-84
660	Topeka Correctional Facility	8	6	6	5	6	6	-2
663	Technical Professions, Board of	0	0	0	0	3	3	3
670	Treasurer, State	0	0	0	0	0	0	0
671	Pooled Money Investment Bd	0	0	0	0	0	0	0
677	Judicial Branch	9	8	9	9	9	10	1
694	Veterans' Affairs, Commission on	5	5	5	7	5	4	-1
700	Veterinary Examiners, Board of	0	0	0	0	0	0	0
709	Water Office, Kansas	1	2	2	1	2	1	0
710	Wildlife and Parks, Department of	35	31	35	30	44	24	-11
712	Winfield Correctional Facility	2	2	3	3	4	3	1
Totals		1,436	1,459	1,697	2,562	3,184	2,476	1040

Source: SHARP (FY2011-FY2016); Includes Unclassified Temporary/Benefit Eligible Employees only. Excludes Regents universities

Note: The following agencies were abolished or merged with other agencies during this time period: Animal Health Dept: FY2012, Arts Commission: FY 2012, Conservation Commission: FY 2012, Development Finance Authority: FY 2011, Health Policy Authority: FY 2012, Housing Resources Corporation: FY 2011, Kansas Inc: FY 2012, Parole Board: FY 2012, Technology Enterprise Corp FY 2012.

Number of Classified Temporary Employees: FY 2011 - FY 2016

Agency	Agency Name	Fiscal Year						FY11-16
		2011	2012	2013	2014	2015	2016	+/-
016	Abstractors, Board of Examiners	1	1	1	1	1	1	0
028	Accountancy, Board of	0	0	0	0	0	0	0
034	Adjutant General	3	1	0	0	0	0	-3
039	Aging and Disability Services, Kansas Dept for	1	4	2	2	1	0	-1
046	Agriculture, Department of	8	6	4	7	0	0	-8
055	Animal Health Department	0	0	0	0	0	0	0
058	Human Rights Commission, Kansas	0	0	0	0	0	0	0
082	Attorney General	0	0	0	0	0	0	0
083	Investigation, Kansas Bureau of	0	0	0	0	0	0	0
094	Bank Commissioner, Office of the State	2	0	0	0	0	0	-2
100	Barbering, Board of	0	0	0	0	0	0	0
102	Behavioral Sciences Regulatory Board	0	1	1	0	0	0	0
105	Healing Arts, Board of	1	2	3	1	4	4	3
122	Citizens' Utility Ratepayer Board	0	0	0	0	0	0	0
143	Corporation Commission, Kansas	2	2	1	1	2	0	-2
149	Cosmetology, Board of	2	2	3	3	1	1	-1
159	Credit Unions, Department of	0	0	0	0	0	0	0
167	Dental Board, Kansas	0	0	0	0	0	0	0
171	Health Policy Authority	0	0	0	0	0	0	0
173	Administration, Department of	1	3	5	0	2	2	1
177	Ellsworth Correctional Facility	0	2	3	4	2	3	3
178	Administrative Hearings, Office Of	1	1	1	0	1	0	-1
195	El Dorado Correctional Facility	3	3	0	0	1	1	-2
204	Mortuary Arts, Board of	0	0	0	0	0	0	0
206	Emergency Medical Services Board	15	0	1	1	1	1	-14
234	Fire Marshal	0	1	1	2	1	0	0
247	Ethics Commission, Kansas Gov	0	0	0	0	0	0	0
252	Governor, Office of the	0	0	0	0	0	0	0
264	Health and Environment, Department of	9	18	15	0	0	0	-9
266	Hearing Aid Examiners, Bd of	0	2	2	0	1	2	2
270	Heath Care Stabilization Fund Bd of Gov	0	0	0	0	0	0	0
276	Transportation, Kansas Department of	79	102	70	77	32	1	-78
280	Highway Patrol	50	55	51	39	48	47	-3
288	Historical Society, State	62	51	45	40	44	46	-16
291	Home Inspector's Registration Bd	0	0	0	0	0	0	0
296	Labor, Department of	4	2	0	0	0	0	-4
300	Commerce & Housing, Department of	17	13	7	4	3	2	-15
313	Hutchinson Correctional Facility	0	0	0	0	0	0	0
325	Beloit Juvenile Correctional Facility	0	0	0	0	0	0	0
328	Indigents Defense Services Board	0	1	1	1	1	1	1
331	Insurance Department	0	0	0	0	0	0	0
349	Judicial Council	0	0	0	0	0	0	0
350	Juvenile Justice Authority	0	0	1	0	0	0	0
352	Juvenile Correctional Complex	2	1	0	0	0	0	-2
359	Arts Commission, Kansas	0	0	0	0	0	0	0
360	Kansas, Inc.	0	0	0	0	0	0	0
363	Neurological Institute, Kansas	8	5	4	5	5	2	-6
365	Kansas Public Employees Ret Sys	10	9	8	8	5	6	-4
371	Technology Enterprise Corp, Kansas	0	0	0	0	0	0	0

Number of Classified Temporary Employees: FY 2011 - FY 2016 cont.

Agency	Agency Name	Fiscal Year						FY11-16
		2011	2012	2013	2014	2015	2016	+/-
373	Fair, Kansas State	2	2	1	1	1	1	-1
400	Lansing Correctional Facility	1	1	2	3	1	1	0
408	Larned Correctional Mental Health Facility	1	0	0	0	0	0	-1
410	Larned State Hospital	6	29	22	21	27	32	26
412	Larned Juvenile Correctional Facility	1	1	1	0	0	0	-1
422	Legislative Coordinating Council	0	0	0	0	0	0	0
425	Legislative Research Department	0	0	0	0	0	0	0
428	Legislature	0	0	0	0	0	0	0
434	Library, State	0	0	0	0	0	0	0
446	Lieutenant Governor, Office of the	0	0	0	0	0	0	0
450	Lottery, Kansas	3	0	2	4	2	2	-1
482	Nursing, Board of	1	1	1	1	1	1	0
488	Optometry, Board of Examiners	0	0	0	0	0	0	0
494	Osawatomie State Hospital	11	19	19	7	43	10	-1
507	Parsons State Hospital and Training Center	23	31	40	38	28	6	-17
521	Corrections, Department of	1	0	0	0	1	0	-1
522	Correctional Industries	0	0	0	0	0	1	1
523	Parole Board, Kansas	0	0	0	0	0	0	0
529	Peace Officers, Stds and Trng	0	0	0	0	0	0	0
531	Pharmacy, Board of	1	1	0	1	4	5	4
540	Legislative Division of Post Audit	0	0	0	0	0	0	0
543	Real Estate Appraisal Board	0	0	0	0	0	0	0
549	Real Estate Commission, Kansas	1	1	0	1	1	0	-1
553	Racing & Gaming Commission, Kansas	0	0	0	0	0	0	0
555	Rainbow Mental Health Facility	7	7	3	0	0	0	-7
561	Regents, Board of	0	0	0	0	0	0	0
562	Tax Appeals, Court of	0	0	0	0	0	0	0
565	Revenue, Department of	174	93	187	192	150	132	-42
579	Revisor of Statutes	0	0	0	0		0	0
581	Norton Correctional Facility	0	0	0	0	0	1	1
604	Blind, School for the	5	3	3	2	2	2	-3
610	Deaf, School for the	0	0	0	0	0	0	0
622	Secretary of State	0	0	0	0	0	0	0
625	Securities Commissioner, Office of the	1	1	1	3	0	4	3
626	Sentencing Commission, Kansas	0	0	0	0	0	0	0
629	Children and Families, Kansas Dept for	17	24	22	17	39	24	7
634	Conservation Commission, State	0	0	0	0	0	0	0
652	Education, Department of	4	3	2	3	5	5	1
660	Topeka Correctional Facility	1	0	0	0	1	0	-1
663	Technical Professions, Board of	0	0	0	0	0	0	0
670	Treasurer, State	0	0	0	0	0	0	0
671	Pooled Money Investment Bd	0	0	0	0	0	0	0
677	Judicial Branch	0	0	0	0	0	0	0
694	Veterans' Affairs, Commission on	37	29	22	16	24	19	-18
700	Veterinary Examiners, Board of	0	0	0	0	0	0	0
709	Water Office, Kansas	0	0	0	0	0	0	0
710	Wildlife and Parks, Department of	401	444	415	96	321	3	-398
712	Winfield Correctional Facility	0	0	0	1	0	0	0
Totals		980	978	973	603	807	369	-611

Source: SHARP (FY2011-FY2016); Includes Classified Temporary Employees only. Excludes Regents universities.

Note: The following agencies were abolished or merged with other agencies during this time period: Animal Health Dept: FY2012, Arts Commission: FY 2012, Conservation Commission: FY 2012, Development Finance Authority: FY 2011, Health Policy Authority: FY 2012, Housing Resources Corporation: FY 2011, Kansas Inc: FY 2012, Parole Board: FY 2012, Technology Enterprise Corp FY 2012

Number of Unclassified Temporary Non-Benefits Eligible Employees: FY 2011 to FY 2016

Agency	Agency Name	Fiscal Year						FY11-16
		2011	2012	2013	2014	2015	2016	+/-
016	Abstractors, Board of Examiners	4	4	4	2	4	4	0
028	Accountancy, Board of	7	7	7	2	8	8	1
034	Adjutant General	658	769	789	916	1019	1020	362
039	Aging, Department on	4	3	10	6	12	14	10
046	Agriculture, Department of	29	28	36	44	72	65	36
055	Animal Health Department	0	0	0	0	0	0	0
058	Human Rights Commission, Kansas	6	6	6	6	6	6	0
082	Attorney General	9	7	14	10	14	13	4
083	Investigation, Kansas Bureau of	11	9	10	10	10	5	-6
094	Bank Commissioner, Office of the State	9	9	9	7	11	11	2
100	Barbering, Board of	5	5	5	5	5	4	-1
102	Behavioral Sciences Regulatory Board	13	12	12	9	12	12	-1
105	Healing Arts, Board of	32	29	30	25	30	31	-1
122	Citizens' Utility Ratepayer Board	5	5	5	1	5	5	0
143	Corporation Commission, Kansas	8	7	7	9	10	5	-3
149	Cosmetology, Board of	9	7	7	6	6	8	-1
159	Credit Unions, Department of	7	7	7	5	7	6	-1
167	Dental Board, Kansas	9	9	9	3	9	9	0
171	Health Policy Authority	0	0	0	0	0	0	0
173	Administration, Department of	26	16	14	18	15	15	-11
177	Ellsworth Correctional Facility	0	0	0	0	0	0	0
178	Administrative Hearings, Office Of	5	4	5	4	4	5	0
195	El Dorado Correctional Facility	2	1	0	1	1	1	-1
204	Mortuary Arts, Board of	4	5	5	5	5	5	1
206	Emergency Medical Services Board	13	15	15	10	14	15	2
234	Fire Marshal	0	0	0	0	1	3	3
247	Ethics Commission, Kansas Gov	10	11	11	9	9	10	0
252	Governor, Office of the	5	10	5	6	5	2	-3
264	Health and Environment, Department of	31	24	19	37	42	35	4
266	Hearing Aid Examiners, Bd of	6	6	6	4	6	6	0
270	Heath Care Stabilization Fund Bd of Gov	0	1	1	1	2	1	1
276	Transportation, Kansas Department of	6	1	1	0	0	69	63
280	Highway Patrol	1	1	2	7	9	9	8
288	Historical Society, State	9	9	19	6	6	8	-1
291	Home Inspector's Registration Bd	1	2	2	2	2	0	-1
296	Labor, Department of	2	4	9	6	10	8	6
300	Commerce & Housing, Department of	13	14	30	23	28	19	6
313	Hutchinson Correctional Facility	2	2	2	2	2	2	0
325	Beloit Juvenile Correctional Facility	0	0	0	0	0	0	0
328	Indigents Defense Services Board	8	8	7	5	8	6	-2
331	Insurance Department	1	1	2	2	1	3	2
349	Judicial Council	115	116	113	82	90	86	-29
350	Juvenile Justice Authority	6	9	9	0	0	0	-6
352	Juvenile Correctional Complex	0	0	1	0	0	0	0
359	Arts Commission, Kansas	5	5	0	0	0	0	-5
360	Kansas, Inc.	0	0	0	0	0	0	0
363	Neurological Institute, Kansas	143	0	122	1	1	1	-142
365	Kansas Public Employees Ret Sys	5	7	8	6	7	10	5
371	Technology Enterprise Corp, Kansas	0	0	0	0	0	0	0

Number of Unclassified Temporary Non-Benefits Eligible Employees: FY 2011 to FY 2016
cont.

Agency	Agency Name	Fiscal Year						FY11-16
		2011	2012	2013	2014	2015	2016	+/-
373	Fair, Kansas State	9	10	10	6	10	10	1
400	Lansing Correctional Facility	0	0	0	0	0	0	0
408	Larned Correctional Mental Health Facility	0	0	0	0	0	0	0
410	Larned State Hospital	130	4	153	3	4	0	-130
412	Larned Juvenile Correctional Facility	0	0	1	0	0	0	0
422	Legislative Coordinating Council	7	7	6	6	7	7	0
425	Legislative Research Department	3	1	0	0	0	0	-3
428	Legislature	206	208	204	195	215	209	3
434	Library, State	0	0	0	0	0	0	0
446	Lieutenant Governor, Office of the	0	1	1	0	0	0	0
450	Lottery, Kansas	5	4	5	5	5	6	1
482	Nursing, Board of	9	11	12	12	10	11	2
488	Optometry, Board of Examiners	5	5	5	4	4	5	0
494	Osawatomie State Hospital	25	21	23	18	27	18	-7
507	Parsons State Hospital and Training Center	163	0	185	3	2	4	-159
521	Corrections, Department of	1	1	1	8	9	14	13
522	Correctional Industries	0	0	0	0	0	2	2
523	Parole Board, Kansas	0	0	0	0	0	0	0
529	Peace Officers, Stds and Trng	2	1	2	1	4	4	2
531	Pharmacy, Board of	7	7	7	6	7	7	0
540	Legislative Division of Post Audit	10	10	10	10	10	10	0
543	Real Estate Appraisal Board	7	7	7	3	7	5	-2
549	Real Estate Commission, Kansas	5	5	7	5	5	5	0
553	Racing & Gaming Commission, Kansas	5	6	8	4	13	12	7
555	Rainbow Mental Health Facility	13	8	5	0	0	0	-13
561	Regents, Board of	18	23	23	24	19	22	4
562	Tax Appeals, Court of	3	4	2	1	1	0	-3
565	Revenue, Department of	10	10	10	6	13	15	5
579	Revisor of Statutes	3	2	6	1	1	1	-2
581	Norton Correctional Facility	0	0	0	0	0	1	1
604	Blind, School for the	13	11	6	15	18	28	15
610	Deaf, School for the	49	53	42	50	59	55	6
622	Secretary of State	4	6	7	8	5	12	8
625	Securities Commissioner, Office of the	0	1	0	0	2	2	2
626	Sentencing Commission, Kansas	10	10	9	9	9	7	-3
629	Children and Families, Kansas Dept for	2	3	0	1	2	7	5
634	Conservation Commission, State	0	0	0	0	0	0	0
652	Education, Department of	1	3	6	4	7	3	2
660	Topeka Correctional Facility	0	0	0	0	0	1	1
663	Technical Professions, Board of	13	13	13	10	13	13	0
670	Treasurer, State	0	0	0	0	0	0	0
671	Pooled Money Investment Bd	4	4	4	4	3	3	-1
677	Judicial Branch	105	103	105	128	124	116	11
694	Veterans' Affairs, Commission on	18	6	16	5	1	2	-16
700	Veterinary Examiners, Board of	9	9	10	0	0	6	-3
709	Water Office, Kansas	14	15	13	9	15	16	2
710	Wildlife and Parks, Department of	146	140	132	61	137	423	277
712	Winfield Correctional Facility	0	0	0	0	0	0	0
Totals		2,278	1,928	2,431	1,928	2,276	2,607	329

Source: SHARP (FY2011-FY2016); Includes Unclassified Non-Benefit Eligible Employees only. Excludes Regents universities

Note: The following agencies were abolished or merged with other agencies during this time period: Animal Health Dept: FY2012, Arts Commission: FY 2012, Conservation Commission: FY 2012, Development Finance Authority: FY 2011, Health Policy Authority: FY 2012, Housing Resources Corporation: FY 2011, Kansas Inc: FY 2012, Parole Board: FY 2012, Technology Enterprise Corp FY 2012.

Glossary

Agency: a unit of state government assigned a unique department identification number.

Classified Service: all positions in the state service, except those which are specifically placed in the unclassified service by K.S.A. 75-2935, as amended or other sections of the statutes.

Demotion: the movement of an employee from a position in one class to a position in another class having a lower pay grade, either on an involuntary basis for disciplinary purposes or on a voluntary basis.

Fiscal Year: the time period from July 1, to June 30.

Full-Time Equivalency (FTE): a unit of measurement equivalent to one full-time position.

K.A.R.: Kansas Administrative Regulation

K.S.A.: Kansas Statutes Annotated

Length of Service: total time working in the classified or unclassified service with certain exclusions per K.A.R. 1-2-46.

Pay Grade: a salary and wage range in the pay plan prepared by the Director of Personnel Services as required by K.S.A. 75-2938.

Promotion: a change of employment from a position in one class to a position in another class having a higher pay grade, by an employee who meets the required selection criteria for promotion.

SHARP: Statewide Human Resource and Payroll system implemented in December 1995.

Student Position: a position filled by a student at a Regents institution.

Temporary Position (classified service): a position, which is limited to not more than 999 hours of employment in a 12-month period. Temporary positions do not affect the position limitation of an agency.

Temporary Position (unclassified service): a position filled by a person temporarily or designated by a legislative committee or commission or other competent authority to make or conduct a special inquiry, investigation, examination or installation (K.S.A. 75-2935).

Transfer: a change by an employee from one position with a close similarity of duties, essentially the same basic qualifications, and the same pay grade.

Unclassified Service: position specifically designated as unclassified by K.S.A. 75-2935, as amended or other section of the statute or as designated in the agency's enabling statute.

Classified Service - Executive Branch Position Reference Table

	POSITION TYPE			
	REGULAR		TEMPORARY	
	FULL-TIME	PART-TIME	FULL-TIME	PART-TIME
POSITION				
Counts Toward FTE	Yes	Yes	No	No
Statutory Authority	K.S.A. 75-2935(2)	K.S.A. 75-2935(2)	K.S.A. 75-2945	K.S.A. 75-2945
EMPLOYEE MOVEMENT				
Promotion and Transfer	Yes	Yes	Yes	Yes
Suspension and Demotion	Yes	Yes	No	No
Layoff Alternatives	Yes	Yes	No	No
Dismissal	Yes	Yes	Yes	Yes
SELECTION				
Selection Process	Civil Service Procedure	Civil Service Procedure	Agency Discretion	Agency Discretion
Meets MQ Eligibility Pools Considered?	Yes	Yes	Yes	Yes
Compete with Others	Yes	Yes	Agency Discretion	Agency Discretion
COMPENSATION				
Hour Limitations	None	Below 100%	999 Hours in 12 Months	999 Hours in 12 Months
Probationary Period	Yes	Yes	No	No
Pay	Pay Matrix	Pay Matrix	K.A.R. 1-5-9	K.A.R. 1-5-9
Longevity Bonus	Eligibility changes effective 6/15/08. See K.S.A 75-5541 for details	Eligibility changes effective 6/15/08. See K.S.A 75-5541 for details	No	No
Overtime Exemption	Position Specific	Position Specific	Position Specific	Position Specific
Length of Service	Yes	Yes	No	No
BENEFITS ELIGIBILITY				
GHI	Yes	Yes ¹	No	No
KPERS (Retirement System)	Yes	Yes	No	No
Sick Leave	Yes	Prorated Basis	No	No
Vacation Leave	Yes	Prorated Basis	No	No
Holiday Credit/ Discretionary Day Deferred	Yes	Possible Credit ²	No	No
Compensation/TSA	Yes	Yes	Yes	Yes
Shared Leave	Yes	Yes	No	No
Flexible Spending Account	Yes	Yes	No	No

Unclassified Service - Executive Branch Position Reference Table

	POSITION TYPE			
	REGULAR		TEMPORARY	
	FULL-TIME	PART-TIME	FULL-TIME	PART-TIME
POSITION				
Counts Toward FTE	Yes	Yes	No	No
Statutory Authority	K.S.A. 75-2935(1) except subsection (i) Agency Statutes	K.S.A. 75-2935(1) except subsection (i) Agency Statutes	K.S.A. 75-2935(1)(i) (Special Projects)	K.S.A. 75-2935(1)(i) (Special Projects)
EMPLOYEE MOVEMENT				
Promotion and Transfer	Agency Discretion	Agency Discretion	Agency Discretion	Agency Discretion
Suspension and Demotion	Agency Discretion	Agency Discretion	Agency Discretion	Agency Discretion
Layoff Alternatives	Agency Discretion	Agency Discretion	Agency Discretion	Agency Discretion
Dismissal	Agency Discretion	Agency Discretion	Agency Discretion	Agency Discretion
SELECTION				
Selection Process	Agency Discretion/ Governor's approval	Agency Discretion/ Governor's approval	Agency Discretion/ Governor's approval	Agency Discretion/ Governor's approval
Meets MQ	N/A	N/A	N/A	N/A
Eligibility Pools Considered?	N/A	N/A	N/A	N/A
Compete with Others	Agency Discretion	Agency Discretion	Agency Discretion	Agency Discretion
COMPENSATION				
Hour Limitations	None	None	None	None
Probationary Period	Optional	Optional	Optional	Optional
Pay	Agency Statutes/Governor's Approval	Agency Statutes/Governor's Approval	Agency Statutes/Governor's Approval	Agency Statutes/Governor's Approval
Overtime Exemption	Position Specific	Position Specific	Position Specific	Position Specific
Length of Service	Typically Yes	Typically Yes	Position Specific	Position Specific
BENEFITS				
ELIGIBILITY				
GHI	Yes	Yes ¹	Position Specific	Position Specific
KPERS Retirement System	Yes	Yes	Position Specific	Position Specific
Sick Leave	Yes	Prorated Basis	Position Specific	Position Specific
Vacation Leave	Yes	Prorated Basis	Position Specific	Position Specific
Holiday Credit/ Discretionary Day Deferred	Yes	Position Specific ¹	Position Specific	Position Specific
Compensation/TSA	Yes	Yes	Position Specific	Position Specific
Shared Leave	Yes	Yes	Position Specific	Position Specific
Flexible Spending Account	Yes	Yes	Position Specific	Position Specific

¹For employees who work 1,000 or more.

² Employees on a regular schedule receive holiday credit equal to their work time when a holiday falls within their regular work schedule. Employees on an irregular schedule do not receive holiday credit.