CERTIFICATE

To the Clerk of Bourbon, State of Kansas
We, the undersigned, officers of
Fort Scott
certify that: (1) the hearing mentioned in the attached publication was held; (2) after the Budget Hearing this budget was duly approved and adopted as the maximum expenditures for the various funds for the year 2012; and (3) the Amounts(s) of 2011 Ad Valorem Tax are within statutory limitations.

Table of Contents:		Page No.	2012 Adopted Budget: Budget Authority for Expenditures	Amount of 2011 Ad Valorem Tax	County Clerk's Use Only
Computation to Determine Limit for 2012		2			
Allocation of MVT, RVT, 16/20M Veh & Slider		3			
Schedule of Transfers		4			
Statement of Indebtedness		5			
Statement of Lease-Purchases		6			
Fund	K.S.A.				
General	12-101a	7	5,754,054	1,694,331	37.441
Debt Service	10-113	08	219,659	162,287	3.586
Public Safety Equipment	12-110b	08	202,398	85,499	1.889
Library	12-122	09	243,000	222,768	4.923
Library Employee Benefits	12-16,102	09	24,736	22,015	.486
Promotion of Industry	12-1617h	10	471,000	22,200	.491
Special Highway		11	368,963		
Tourism & Convention		11	40,561		
Cell 911		12	62,254		
E 911		12	126,498		
Special Parks & Recreation		13	27,131		
Special Alcohol & Drugs		13	18,961		
Water Utility		14	2,625,024		
Sewer Utility		14	1,275,529		
Storm Drainage Utility		15	486,450		
Rate Stabilization		15	676,435		
Community Impr. District		16	150,801		
Municipal Pool & BRCC Impr.		16	975,000		
Non-Budgeted Funds-A		17			
Non-Budgeted Funds-B		17			
Non-Budgeted Funds-C		17			
Non-Budgeted Funds-D		17			
Non-Budgeted Funds-E		17			
Non-Budgeted Funds-F		17			
Non-Budgeted Funds-G		17			
Totals		XXXXXX	13,748,454	2,209,100	48.816
Is an Ordinance required to be passed, published, and attached to the budget?				No	
Budget Summary		18			
Neigborhood Revitalization Rebate					

Assessed Valuation:	County Clerk's Use Only
Bourbon	
0	
0	
0	
Total Assessed Valuation	45,253,294
Nov 1, 2011 Total Accessed Valuation	

Assisted by:

Address:

Attest: Aug 25, 2011

County Clerk

Governing Body

Fort Scott

2012

Computation to Determine Limit for 2012

					Amount of Levy
1. Total Tax Levy Amount in 2011 Budget				+ $	2,223,192
2. Debt Service Levy in 2011 Budget				- $	101,787
3. **Tax Levy Excluding Debt Service**				$	2,121,405
2011 Valuation Information for Valuation Adjustments:					
4. **New Improvements for 2011:**			+ 760,055		
5. **Increase in Personal Property for 2011:**					
5a. Personal Property 2011	+	3,531,129			
5b. Personal Property 2010	-	3,812,126			
5c. Increase in Personal Property (5a minus 5b)			+ 0 (Use Only if > 0)		
6. **Valuation of annexed territory for 2011:**					
6a. Real Estate	+	0			
6b. State Assessed	+	0			
6c. New Improvements	-	0			
6d. Total Adjustment (Sum of 6a, 6b, and 6c)			+ 0		
7. **Valuation of Property that has Changed in Use during 2011:**			42,543		
8. **Total Valuation Adjustment** (Sum of 4, 5c, 6d &7)			802,598		
9. Total Estimated Valuation July 1,2011		45,269,375			
10. **Total Valuation less Valuation Adjustment (9 minus 8)**			44,466,777		
11. Factor for Increase (8 divided by 10)			0.01805		
12. Amount of Increase (11 times 3)				+ $	38,290
13. **Maximum Tax Levy, excluding debt service, without an Ordinance (3 plus 12)**				$	2,159,695
14. **Debt Service in this 2012 Budget**					162,287
15. **Maximum levy, including debt service, without an Ordinance (13 plus 14)**					2,321,982

If the 2012 budget includes tax levies exceeding the total on line 15, you must adopt an ordinance to exceed this limit, publish the ordinance, and attach a copy of the published ordinance to this budget.

Fort Scott

Allocation of Motor, Recreational, 16/20M Vehicle Tax & Slider

Budgeted Fund for 2011	Budget Tax Levy Amount for 2010	Allocation for Year 2012			
		MVT	RVT	16/20M Veh	Slider
General	1,764,267	160,893	1,394	2,112	0
Debt Service	101,787	9,283	80	122	0
Public Safety Equipment	88,016	8,027	70	105	0
Library	217,127	19,801	171	260	0
Library Employee Benef	29,200	2,663	23	35	0
Promotion of Industry	22,795	2,079	18	27	0
TOTAL	2,223,192	202,746	1,756	2,661	0

County Treas Motor Vehicle Estimate 202,746

County Treasurers Recreational Vehicle Estimate 1,756

County Treasurers 16/20M Vehicle Estimate 2,661

County Treasures Slider Estimate 0

Motor Vehicle Factor 0.09120

Recreational Vehicle Factor 0.00079

16/20M Vehicle Factor 0.00120

Slider Factor 0.00000

Fort Scott

2012

Schedule of Transfers

Expenditure Fund Transferred From:	Receipt Fund Transferred To:	Actual Amount for 2010	Current Amount for 2011	Proposed Amount for 2012	Transfers Authorized by Statute
General	Special Highway	100,000	100,000	115,000	68-590
General	Capital Impr Fund	65,000	150,000	165,000	12-1,118
General	Capital Equip Fund	65,000	65,000	65,000	12-1,117
Water Utility	General	115,000	115,000	200,000	12-825d
Wastewater Utility	General	215,000	215,000	130,000	12-825d
Wastewater Utility	Wastewater Reserve	31,044	31,044	31,044	12-825d
	Totals	591,044	676,044	706,044	
	Adjustments*				
	Adjusted Totals	591,044	676,044	706,044	

*Note: Adjustments are required only if the transfer is being made in 2011 and/or 2012 from a non-budgeted fund.

Fort Scott

2012

STATEMENT OF INDEBTEDNESS

Type of Debt	Date of Issue	Date of Retirement	Interest Rate %	Amount Issued	Beginning Amount Outstanding Jan 1,2011	Date Due		Amount Due 2011		Amount Due 2012	
						Interest	Principal	Interest	Principal	Interest	Principal
General Obligation:											
FSMS 10th Street Series 2001	10/01/01	10/01/11	4.43	711,000	90,000	4/1 & 10/01	10/1	4,050	90,000	0	0
1999 Pumper Series 1999	07/29/99	08/02/14	4.75	55,000	18,575	2/02 & 8/02	2/02 & 8/02	882	4,330	677	4,530
Storm Sewer Series 2004	07/01/04	10/01/12	3.70	3,070,000	720,000	4/01/ & 10/01	10/1	25,940	350,000	13,690	370,000
Series 2009 - Water	06/16/09	10/01/24	3.44	1,465,000	1,410,000	4/01/ & 10/01	10/1	47,518	75,000	44,518	80,000
Series 2009 - Streets	06/16/09	10/01/19	3.44	540,000	500,000	4/01/ & 10/01	10/1	14,948	50,000	12,948	50,000
Series 2010 - Streets	04/01/10	10/01/19	3.00	679,867	679,867	4/01/ & 10/01	10/1	26,597	74,867	15,485	70,000
Series 2010 - Storm Drain	04/01/10	10/01/24	3.00	615,133	615,133	4/01/ & 10/02	10/1	27,771	25,133	17,760	35,000
Series 2011 - Streets	3/1/2011	10/1/2021	3.75	620,000	620,000	10/1	10/1	0	0	26,019	40,000
Series 2011 - Water Proj			TBD	155,000	155,000					5,425	15,000
Series 2011 - Sewer Lagoons			TBD	205,000						7,175	15,000
Series 2011 - Bridge Proj			TBD	315,000				0	0	11,025	25,000
Series 2011 - Lift Station	3/1/2011	10/1/2021	3.75	155,000	155,000	10/1	10/1	0	0	6,555	10,000
Series 2011 - Lift Station/Main			TBD	250,000						8,750	20,000
Series 2011 - Pool/BRCC			TBD	3,900,000						136,500	330,000
Total G.O. Bonds					**4,808,575**			**147,706**	**669,330**	**154,721**	**704,530**
Revenue Bonds:											
WWTP - RDA (Phase I)	09/13/01	09/20/41	4.75	2,290,000	2,071,000	9/20	9/20	98,373	31,000	96,900	32,000
WWTP - RDA (Phase II)	12/15/05	12/15/45	4.25	3,460,200	3,314,331	12/15	12/15	139,137	42,241	137,342	43,660
Total Revenue Bonds					**5,385,331**			**237,510**	**73,241**	**234,242**	**75,660**
Other:											
WWTP C20134402 KDHE	09/01/02	09/01/22	3.49	6,788,071	957,296	3/01 & 09/01	3/01 & 09/01	32,813	68,964	30,385	71,392
Water Plant KDHE 2277	01/16/04	08/01/23	3.80	5,480,086	4,364,402	2/01 & 8/01	8/1	163,771	220,631	155,307	229,095
Water Tower KDHE 2189	03/08/01	02/01/26	4.13	2,169,247	1,676,036	2/01 & 8/01	8/1	68,376	82,635	64,928	86,083
Wall Street KLINK TR0122	08/04/09	08/01/19	4.00	400,000	356,562	2/1	2/01 & 8/1	14,263	37,175	12,776	38,662
City Hall Temp Notes (Series 10)	03/15/10	10/01/13	2.95	150,000	150,000	4/1 & 10/1	10/1	6,097	50,000	2,950	50,000
Mill Creek Bridge TR0059	01/04/08	08/01/12	3.88	72,000	29,357	2/01 & 8/01	8/1	1,139	14,980	558	14,377
Downtown Project TR0076	05/06/08	08/01/27	4.00	400,000	383,538	2/01 & 8/01	8/1	14,859	15,623	14,232	16,249
Total Other					**7,917,192**			**301,318**	**490,008**	**281,136**	**505,857**
Total Indebtedness					**18,111,098**			**686,533**	**1,232,579**	**670,099**	**1,286,047**

Fort Scott

2012

STATEMENT OF CONDITIONAL LEASE-PURCHASE AND CERTIFICATE OF PARTICIPATION*

Item Purchased	Contract Date	Term of Contract (Months)	Interest Rate %	Total Amount Financed (Beginning Principal)	Principal Balance On Jan 1,2011	Payments Due 2011	Payments Due 2012
Asphalt Paving Machine	2006	60	5.44	128,113	55,398	29,606	0
2009 Fire Truck	2010	120	4.08	181,607	181,607	22,480	22,480
Police Cars	2011	36	5.00	79,806	79,806	27,910	27,910
Records Management Program	2011	60	3.50	46,395	0	0	10,276
Golf Course	2011	120	4.00	500,000	500,000	32,095	48,142
Golf Carts	2011			13,654	13,654	6,068	6,068
Totals					**830,465**	**118,159**	**114,876**

***If you are merely leasing/renting with no intent to purchase, do not list--such transactions are not lease-purchases.

FUND PAGE FOR FUNDS WITH A TAX LEVY

Adopted Budget **General**	Prior Year Actual 2010	Current Year Estimate 2011	Proposed Budget Year 2012
Unencumbered Cash Balance Jan 1	564,710	797,956	484,011
Receipts:			
Ad Valorem Tax	1,801,228	1,764,267	xxxxxxxxxxxxxxxxxxx
Delinquent Tax	59,321	50,000	50,000
Motor Vehicle Tax	182,484	207,000	160,893
Recreational Vehicle Tax	0		1,394
16/20M Vehicle Tax	0		2,112
Gross Earning (Intangible) Tax	0		0
LAVTR	0		0
City and County Revenue Sharing	0		0
Slider	0		0
Mineral Production Tax	0		
Local Alcoholic Liquor	15,069	14,159	15,292
In Lieu of Taxes (IRB)			
Sales Tax	1,209,954	1,269,096	1,269,096
Compensating Use Tax	117,100	160,000	160,000
State Drug Control Grant			
FEMA (State & Federal)	57,546	0	0
KDOT Step Grant	4,506	3,500	3,500
Utility Franchise Tax	771,276	760,000	760,000
Licenses and permits	11,123	12,000	12,000
Other fees	3,745	3,500	3,500
Municipal Court Fines	80,732	85,000	95,000
Swimming Pool Receipts	16,757	16,000	49,925
Memorial Hall Receipts	1,785	1,000	1,000
Gunn Park Receipts	1,954	2,000	2,000
BRCC Receipts	24,803	24,000	24,000
Lease Income	8,249	19,000	19,000
Special Assessments	4,720	5,000	5,000
Airport Revenue	148,897	120,000	150,000
Miscellaneous	11,360	12,000	12,000
Dispatching Services	82,500	80,000	80,000
Shelter House Rental	3,110	3,000	3,000
Reimbursed Expenses	57,052	55,000	55,000
Mercy Hospital Participation	24,975	20,000	20,000
Water Utility Transfer	115,000	115,000	200,000
Sewer Utility Transfer	215,000	215,000	130,000
Sale of City Equipment	143,689	10,000	0
Neighborhood Revitalization	32,014	32,000	32,000
Prior Year Encumbrances Canceled	58,316	0	0
Golf Course Donations		200,000	0
Golf Course Grant		25,000	0
Golf Course Revenue		90,000	200,000
Golf Course - Banks		63,000	
Golf Course - County			20,000
In Lieu of Taxes (IRB)	34,704	35,000	35,000
Interest on Idle Funds	4,913	5,000	5,000
Miscellaneous			
Does miscellaneous exceed 10% of Total Rec			
Total Receipts	**5,303,882**	**5,475,522**	**3,575,712**
Resources Available:	**5,868,592**	**6,273,478**	**4,059,723**

FUND PAGE - GENERAL

Adopted Budget General	Prior Year Actual 2010	Current Year Estimate 2011	Proposed Budget Year 2012
Resources Available:	5,868,592	6,273,478	4,059,723
Expenditures:			
Code Enforcement	152,859	176,436	183,031
General Government	627,122	725,000	639,600
Trolley	11,998	15,000	15,000
Streets	572,645	620,077	641,400
Economic Development	127,421	83,855	130,016
Airport	267,158	240,290	264,990
Parks	342,836	268,870	272,397
Swimming Pool	93,106	85,320	96,305
Golf Course	0	376,079	287,136
Buck Run Community Center	153,847	169,084	173,234
Memorial Hall	192	80,000	30,000
Animal Control	43,579	46,375	46,876
Police	1,153,186	1,249,560	1,264,760
Fire	784,728	840,966	879,625
Dispatch	303,692	338,830	342,930
Legislative	11,296	13,100	13,100
Neighborhood Revitalization	33,560	65,000	65,000
Debt Service			
Temporary Notes Principal	85,000	12,500	12,500
Temporary Notes Interest	3,400	1,524	738
Bond Interest	3	0	0
Revolving Loan Principal	29,441	30,603	30,626
Revolving Loan Interest	16,998	15,998	14,790
Revolving Loan Fees	0	0	0
Transfers - Other			
Equipment Reserve Transfer	65,000	65,000	65,000
Special Streets & Highways	100,000	100,000	115,000
Capital Improvements	65,000	150,000	165,000
Grants	26,569	20,000	5,000
Neighborhood Revitalization Rebate			
Miscellaneous			
Does miscellaneous exceed 10% of Total Exp			
Total Expenditures	**5,070,636**	**5,789,467**	**5,754,054**
Unencumbered Cash Balance Dec 31	797,956	484,011	xxxxxxxxxxxxxxxxxxxx
2010/2011 Budget Authority Amount:	5,456,022	5,944,231	xxxxxxxxxxxxxxxxxxxx
		Non-Appropriated Balance	
		Total Expenditure/Non-Appr Balance	5,754,054
		Tax Required	1,694,331
	Delinquent Comp Rate:	0.000	0
		Amount of 2011 Ad Valorem Tax	1,694,331

Adopted Budget General Fund - Detail Expend	Prior Year Actual 2010	Current Year Estimate 2011	Proposed Budget Year 2012
Expenditures:			
Code Enforcement			
Salaries	90,987	92,681	93,981
Contractual	59,108	79,155	83,450
Commodities	2,764	4,600	4,600
Capital Outlay		0	1,000
Total	**152,859**	**176,436**	**183,031**
General Government			
Salaries	314,080	307,300	312,300
Contractual	248,965	361,250	275,300
Commodities	35,028	33,950	29,500
Capital Outlay	29,049	22,500	22,500
Total	**627,122**	**725,000**	**639,600**
Trolley			
Salaries	7,167	7,453	7,453
Contractual	1,679	2,350	2,350
Commodities	3,152	5,197	5,197
Capital Outlay			
Total	**11,998**	**15,000**	**15,000**
Streets			
Salaries	391,413	376,577	382,100
Contractual	92,479	127,000	131,300
Commodities	88,053	115,500	128,000
Capital Outlay	700	1,000	0
Total	**572,645**	**620,077**	**641,400**
Economic Development			
Salaries	73,985	35,605	67,651
Contractual	49,746	48,050	60,365
Commodities	2,364	200	2,000
Capital Outlay	1,326	0	0
Total	**127,421**	**83,855**	**130,016**
Airport			
Salaries	74,891	69,740	70,240
Contractual	41,921	28,750	28,750
Commodities	150,286	141,000	161,000
Capital Outlay	60	800	5,000
Total	**267,158**	**240,290**	**264,990**
Parks			
Salaries	158,822	180,320	193,847
Contractual	47,446	39,050	29,050
Commodities	44,744	49,500	49,500
Capital Outlay	91,824	0	0
Total	**342,836**	**268,870**	**272,397**
Swimming Pool			
Salaries	56,236	63,850	63,850
Contractual	10,501	9,970	11,955
Commodities	21,262	11,500	11,500
Capital Outlay	5,107	0	9,000
Total	**93,106**	**85,320**	**96,305**
Golf Course			
Salaries	0	116,148	159,374
Contractual	0	26,851	32,620
Commodities	0	31,500	74,000
Capital Outlay	0	101,580	10,000
Lease Pmt	0	100,000	11,142
Total	**0**	**376,079**	**287,136**
Page Total	**2,195,145**	**2,590,927**	**2,529,875**

Fort Scott 2012

Adopted Budget General Fund - Detail Expend	Prior Year Actual 2010	Current Year Estimate 2011	Proposed Budget Year 2012
Expenditures:			
Buck Run Community Center			
Salaries	34,591	37,125	37,275
Contractual	100,848	118,060	118,060
Commodities	14,195	13,899	12,899
Capital Outlay	4,213	0	5,000
Total	**153,847**	**169,084**	**173,234**
Memorial Hall			
Salaries	192	0	0
Contractual	0	30,000	30,000
Commodities	0	0	0
Capital Outlay	0	50,000	0
Total	**192**	**80,000**	**30,000**
Animal Control			
Salaries	34,335	33,675	34,176
Contractual	7,843	9,200	9,200
Commodities	1,401	3,000	3,000
Capital Outlay	0	500	500
Total	**43,579**	**46,375**	**46,876**
Police			
Salaries	990,600	1,069,010	1,080,210
Contractual	87,440	96,450	97,450
Commodities	72,268	81,600	84,600
Capital Outlay	2,878	2,500	2,500
Total	**1,153,186**	**1,249,560**	**1,264,760**
Fire			
Salaries	673,777	701,565	711,331
Contractual	63,577	70,907	78,800
Commodities	45,962	61,494	82,494
Capital Outlay	1,412	7,000	7,000
Total	**784,728**	**840,966**	**879,625**
Dispatch			
Salaries	294,686	326,130	330,230
Contractual	7,820	10,200	10,200
Commodities	423	2,000	2,000
Capital Outlay	763	500	500
Total	**303,692**	**338,830**	**342,930**
Legislative			
Salaries	78	0	0
Contractual	11,093	13,100	13,100
Commodities	125	0	0
Capital Outlay	0	0	0
Total	**11,296**	**13,100**	**13,100**
Neighborhood Revitalization			
Salaries	0	0	0
Contractual	33,560	65,000	65,000
Commodities	0	0	0
Capital Outlay	0	0	0
Total	**33,560**	**65,000**	**65,000**
Page Total	**2,484,080**	**2,802,915**	**2,815,525**

Adopted Budget **General Fund - Detail Page 3**	Prior Year Actual 2010	Current Year Estimate 2011	Proposed Budget Year 2012
Expenditures:			
Debt Service			
Temporary Notes Principal	85,000	12,500	12,500
Temporary Notes Interest	3,400	1,524	738
Bond Interest	3	0	0
Revolving Loan Principal	29,441	30,603	30,626
Revolving Loan Interest	16,998	15,998	14,790
Revolving Loan Fees	0	0	0
Total	**134,842**	**60,625**	**58,654**
Transfers - Other			
Equipment Reserve Transfer	65,000	65,000	65,000
Special Streets & Highways	100,000	100,000	115,000
Capital Improvements	65,000	150,000	165,000
Grants	26,569	20,000	5,000
Total	**256,569**	**335,000**	**350,000**
Page 3 - Total	**391,411**	**395,625**	**408,654**
Page 2 -Total	**2,484,080**	**2,802,915**	**2,815,525**
Page 1 -Total	**2,195,145**	**2,590,927**	**2,529,875**
Grand Total	**5,070,636**	**5,789,467**	**5,754,054**

(Note: Should agree with general sub-totals.)

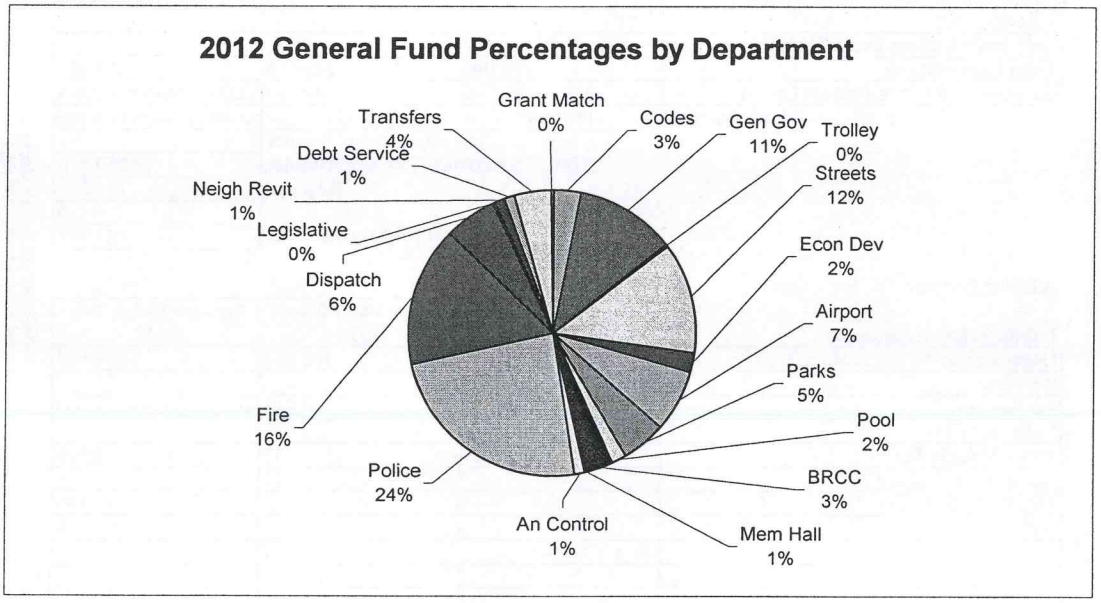

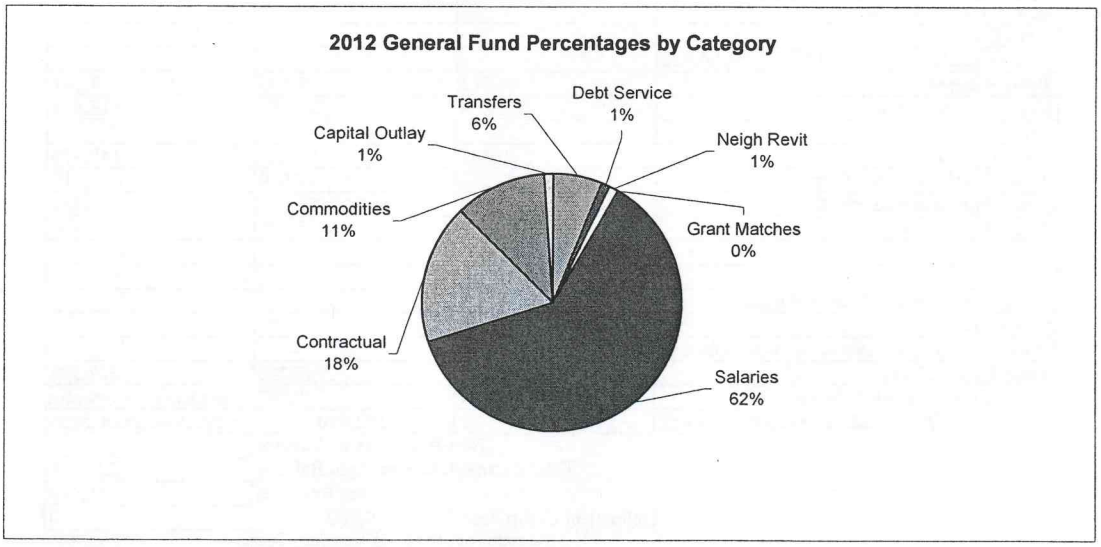

FUND PAGE FOR FUNDS WITH A TAX LEVY

Adopted Budget **Debt Service**	Prior Year Actual 2010	Current Year Estimate 2011	Proposed Budget Year 2012
Unencumbered Cash Balance Jan 1	157,014	133,774	47,887
Receipts:			
Ad Valorem Tax	3,063	101,787	xxxxxxxxxxxxxxxxxxx
Delinquent Tax	1,693		
Motor Vehicle Tax	5,675		9,283
Recreational Vehicle Tax			80
16/20M Vehicle Tax			122
Slider			0
Special Assessments	78,259	78,000	0
Bond Proceeds	48,174	0	0
Interest on Idle Funds			
Miscellaneous			
Does miscellaneous exceed 10% of Total Rec			
Total Receipts	**136,864**	**179,787**	**9,485**
Resources Available:	**293,878**	**313,561**	**57,372**
Expenditures:			
General Obligation Bonds			
Principal	129,130	219,197	164,530
Interest	30,974	46,477	55,129
Other			
Neighborhood Revitalization Rebate			
Miscellaneous			
Does miscellaneous exceed 10% of Total Exp			
Total Expenditures	**160,104**	**265,674**	**219,659**
Unencumbered Cash Balance Dec 31	133,774	47,887	xxxxxxxxxxxxxxxxxxx
2010/2011 Budget Authority Amount:	160,104	265,674	xxxxxxxxxxxxxxxxxxx
		Non-Appropriated Balance	
		Total Expenditure/Non-Appr Balance	219,659
		Tax Required	162,287
	Delinquent Comp Rate:	0.000	0
		Amount of 2011 Ad Valorem Tax	162,287

Adopted Budget

Public Safety Equipment	Prior Year Actual 2010	Current Year Estimate 2011	Proposed Budget Year 2012
Unencumbered Cash Balance Jan 1	185,148	160,284	108,697
Receipts:			
Ad Valorem Tax	29,814	88,016	xxxxxxxxxxxxxxxxxxx
Delinquent Tax	3,332	3,619	
Motor Vehicle Tax	10,166	31	8,027
Recreational Vehicle Tax		37	70
16/20M Vehicle Tax			105
Slider			0
Interest on Idle Funds			
Miscellaneous			
Does miscellaneous exceed 10% of Total Rec			
Total Receipts	**43,312**	**91,703**	**8,202**
Resources Available:	**228,460**	**251,987**	**116,899**
Expenditures:			
Capital Outlay	40,893	90,000	149,476
Lease Purchase Police Cars	27,283	27,910	27,910
Lease Purchase Fire Truck	0	22,480	22,480
Lease Records Mgmt	0	2,900	2,532
Neighborhood Revitalization Rebate			
Miscellaneous			
Does miscellaneous exceed 10% of Total Exp			
Total Expenditures	**68,176**	**143,290**	**202,398**
Unencumbered Cash Balance Dec 31	160,284	108,697	xxxxxxxxxxxxxxxxxxx
2010/2011 Budget Authority Amount:	180,709	172,480	xxxxxxxxxxxxxxxxxxx
		Non-Appropriated Balance	
		Total Expenditure/Non-Appr Balance	202,398
		Tax Required	85,499
	Delinquent Comp Rate:	0.000	0
		Amount of 2011 Ad Valorem Tax	85,499

FUND PAGE FOR FUNDS WITH A TAX LEVY

Adopted Budget **Library**	Prior Year Actual 2010	Current Year Estimate 2011	Proposed Budget Year 2012
Unencumbered Cash Balance Jan 1	0	0	0
Receipts:			
Ad Valorem Tax	204,397	217,127	xxxxxxxxxxxxxxxxxxx
Delinquent Tax	7,490		
Motor Vehicle Tax	22,985	24,738	19,801
Recreational Vehicle Tax		209	171
16/20M Vehicle Tax		253	260
Slider			0
Interest on Idle Funds			
Miscellaneous			
Does miscellaneous exceed 10% of Total Rec			
Total Receipts	**234,872**	**242,327**	**20,232**
Resources Available:	234,872	242,327	20,232
Expenditures:			
Appropriation to Library Board	234,872	242,327	243,000
Neighborhood Revitalization Rebate			
Miscellaneous			
Does miscellaneous exceed 10% of Total Exp			
Total Expenditures	**234,872**	**242,327**	**243,000**
Unencumbered Cash Balance Dec 31	0	0	xxxxxxxxxxxxxxxxxxx
2010/2011 Budget Authority Amount:	242,177	242,327	xxxxxxxxxxxxxxxxxxx
		Non-Appropriated Balance	
		Total Expenditure/Non-Appr Balance	243,000
		Tax Required	222,768
	Delinquent Comp Rate:	0.000	0
		Amount of 2011 Ad Valorem Tax	222,768

Adopted Budget

Library Employee Benefits	Prior Year Actual 2010	Current Year Estimate 2011	Proposed Budget Year 2012
Unencumbered Cash Balance Jan 1	0	0	0
Receipts:			
Ad Valorem Tax	26,296	29,200	xxxxxxxxxxxxxxxxxxx
Delinquent Tax	859		
Motor Vehicle Tax	2,678	3,181	2,663
Recreational Vehicle Tax		27	23
16/20M Vehicle Tax		33	35
Slider			0
Interest on Idle Funds			
Miscellaneous			
Does miscellaneous exceed 10% of Total Rec			
Total Receipts	**29,833**	**32,441**	**2,721**
Resources Available:	**29,833**	**32,441**	**2,721**
Expenditures:			
Appropriation to Library Board	29,833	32,441	24,736
Neighborhood Revitalization Rebate			
Miscellaneous			
Does miscellaneous exceed 10% of Total Exp			
Total Expenditures	**29,833**	**32,441**	**24,736**
Unencumbered Cash Balance Dec 31	0	0	xxxxxxxxxxxxxxxxxxx
2010/2011 Budget Authority Amount:	30,941	32,441	xxxxxxxxxxxxxxxxxxx
		Non-Appropriated Balance	
		Total Expenditure/Non-Appr Balance	24,736
		Tax Required	22,015
	Delinquent Comp Rate:	0.000	0
		Amount of 2011 Ad Valorem Tax	22,015

Fort Scott 2012

FUND PAGE FOR FUNDS WITH A TAX LEVY

Adopted Budget **Promotion of Industry**	Prior Year Actual 2010	Current Year Estimate 2011	Proposed Budget Year 2012
Unencumbered Cash Balance Jan 1	313,297	370,187	308,676
Receipts:			
Ad Valorem Tax	21,869	22,795	xxxxxxxxxxxxxxxxxxx
Delinquent Tax	837		
Motor Vehicle Tax	2,566	2,645	2,079
Recreational Vehicle Tax		22	18
16/20M Vehicle Tax		27	27
Slider			0
Lease Income	138,000	138,000	138,000
Prior Year Enc Canceled	250		
Interest on Idle Funds			
Miscellaneous			
Does miscellaneous exceed 10% of Total Rece			
Total Receipts	**163,522**	**163,489**	**140,124**
Resources Available:	**476,819**	**533,676**	**448,800**
Expenditures:			
Contractual Services	70,821	90,000	96,000
Commodities	35,085	50,000	50,000
Capital Outlay	726	0	50,000
Golf Course Lease Purchase	0	25,000	25,000
New Business Incentive	0	30,000	250,000
Labconoco Expansion Sewer Main		30,000	0
Neighborhood Revitalization Rebate			
Miscellaneous			
Does miscellaneous exceed 10% of Total Expe			
Total Expenditures	**106,632**	**225,000**	**471,000**
Unencumbered Cash Balance Dec 31	370,187	308,676	xxxxxxxxxxxxxxxxxxx
2010/2011 Budget Authority Amount:	334,200	425,825	xxxxxxxxxxxxxxxxxxx
		Non-Appropriated Balance	
		Total Expenditure/Non-Appr Balance	471,000
		Tax Required	22,200
	Delinquent Comp Rate:	0.000	0
		Amount of 2011 Ad Valorem Tax	22,200

Adopted Budget

0	Prior Year Actual 2010	Current Year Estimate 2011	Proposed Budget Year 2012
Unencumbered Cash Balance Jan 1		0	0
Receipts:			
Ad Valorem Tax		0	xxxxxxxxxxxxxxxxxxx
Delinquent Tax			
Motor Vehicle Tax			
Recreational Vehicle Tax			
16/20M Vehicle Tax			
Slider			
Interest on Idle Funds			
Miscellaneous			
Does miscellaneous exceed 10% of Total Rece			
Total Receipts	**0**	**0**	**0**
Resources Available:	**0**	**0**	**0**
Expenditures:			
Neighborhood Revitalization Rebate			
Miscellaneous			
Does miscellaneous exceed 10% of Total Expe			
Total Expenditures	**0**	**0**	**0**
Unencumbered Cash Balance Dec 31	0	0	xxxxxxxxxxxxxxxxxxx
2010/2011 Budget Authority Amount:	0	0	xxxxxxxxxxxxxxxxxxx
		Non-Appropriated Balance	
		Total Expenditure/Non-Appr Balance	0
		Tax Required	0
	Delinquent Comp Rate:	0.000	0
		Amount of 2011 Ad Valorem Tax	0

FUND PAGE FOR FUNDS WITH NO TAX LEVY

Adopted Budget **Special Highway**	Prior Year Actual 2010	Current Year Estimate 2011	Proposed Budget Year 2012
Unencumbered Cash Balance Jan 1	295,908	459,698	313,394
Receipts:			
State of Kansas Gas Tax	213,233	212,240	215,200
County Transfers Gas	7,404	0	
Transfer from General	100,000	100,000	100,000
Reimbursed Expense	2,840	7,000	7,000
Prior Year Enc Canceled	5,319		
Interest on Idle Funds			
Miscellaneous			
Does miscellaneous exceed 10% of Total Rec			
Total Receipts	**328,796**	**319,240**	**322,200**
Resources Available:	**624,704**	**778,938**	**635,594**
Expenditures:			
Salaries	0	0	0
Contractual	15,889	134,500	0
Commodities	26,639	250,000	0
Capital Outlay	92,871	0	281,500
Lease Purchase			
Principal	26,957	28,441	0
Interest	2,650	1,165	0
Revolving Loan			
Principal		37,175	38,662
Interest		14,263	12,776
G.O. Bonds			
Principal			25,000
Interest			11,025
Miscellaneous			
Does miscellaneous exceed 10% of Total Exp			
Total Expenditures	**165,006**	**465,544**	**368,963**
Unencumbered Cash Balance Dec 31	459,698	313,394	266,631
2010/2011 Budget Authority Amount:	399,255	465,544	

Adopted Budget

Tourism & Convention	Prior Year Actual 2010	Current Year Estimate 2011	Proposed Budget Year 2012
Unencumbered Cash Balance Jan 1	30,449	20,561	5,561
Receipts:			
State Guest Tax	48,759	35,000	35,000
Miscellaneous	8,470		
Interest on Idle Funds			
Miscellaneous			
Does miscellaneous exceed 10% of Total Rec			
Total Receipts	**57,229**	**35,000**	**35,000**
Resources Available:	**87,678**	**55,561**	**40,561**
Expenditures:			
Contractual Services	67,117	50,000	40,561
Miscellaneous			
Does miscellaneous exceed 10% of Total Exp			
Total Expenditures	**67,117**	**50,000**	**40,561**
Unencumbered Cash Balance Dec 31	20,561	5,561	0
2010 Budget Authority Limited Amount:	84,742	50,000	

FUND PAGE FOR FUNDS WITH NO TAX LEVY

Adopted Budget **Cell 911**	Prior Year Actual 2010	Current Year Estimate 2011	Proposed Budget Year 2012
Unencumbered Cash Balance Jan 1	76,466	74,366	37,254
Receipts:			
Special Telephone Tax	26,037	25,000	25,000
Interest on Idle Funds			
Miscellaneous			
Does miscellaneous exceed 10% of Total Rec			
Total Receipts	**26,037**	**25,000**	**25,000**
Resources Available:	**102,503**	**99,366**	**62,254**
Expenditures:			
Contractual Services	11,706	62,112	62,254
Capital Outlay	16,431	0	
Miscellaneous			
Does miscellaneous exceed 10% of Total Exp			
Total Expenditures	**28,137**	**62,112**	**62,254**
Unencumbered Cash Balance Dec 31	74,366	37,254	0
2010/2011 Budget Authority Amount:	64,354	62,112	

Adopted Budget

E 911	Prior Year Actual 2010	Current Year Estimate 2011	Proposed Budget Year 2012
Unencumbered Cash Balance Jan 1	104,986	100,181	81,498
Receipts:			
Special Telephone Tax	49,461	45,000	45,000
Prior Year Enc Canceled	103		
Interest on Idle Funds			
Miscellaneous			
Does miscellaneous exceed 10% of Total Rec			
Total Receipts	**49,564**	**45,000**	**45,000**
Resources Available:	**154,550**	**145,181**	**126,498**
Expenditures:			
Contractual Services	48,893	55,000	60,000
Capital Outlay	5,476	8,683	66,498
Miscellaneous			
Does miscellaneous exceed 10% of Total Exp			
Total Expenditures	**54,369**	**63,683**	**126,498**
Unencumbered Cash Balance Dec 31	100,181	81,498	0
2010/2011 Budget Authority Amount:	141,303	63,683	

FUND PAGE FOR FUNDS WITH NO TAX LEVY

Adopted Budget **Special Parks & Recreation**	Prior Year Actual 2010	Current Year Estimate 2011	Proposed Budget Year 2012
Unencumbered Cash Balance Jan 1	67,003	40,242	11,839
Receipts:			
Special Alcohol Tax	15,069	14,159	15,292
Interest on Idle Funds			
Miscellaneous			
Does miscellaneous exceed 10% of Total Rec			
Total Receipts	**15,069**	**14,159**	**15,292**
Resources Available:	**82,072**	**54,401**	**27,131**
Expenditures:			
Contractual Services			
Commodities			
Capital Outlay	41,830	42,562	27,131
Miscellaneous			
Does miscellaneous exceed 10% of Total Exp			
Total Expenditures	**41,830**	**42,562**	**27,131**
Unencumbered Cash Balance Dec 31	40,242	11,839	0
2010/2011 Budget Authority Amount:	50,000	42,562	

Adopted Budget

Special Alcohol & Drugs	Prior Year Actual 2010	Current Year Estimate 2011	Proposed Budget Year 2012
Unencumbered Cash Balance Jan 1	10,684	15,553	3,669
Receipts:			
Special Alcohol Tax	15,069	14,159	15,292
Interest on Idle Funds			
Miscellaneous			
Does miscellaneous exceed 10% of Total Rec			
Total Receipts	**15,069**	**14,159**	**15,292**
Resources Available:	**25,753**	**29,712**	**18,961**
Expenditures:			
Contractual Services	10,200	26,043	18,961
Miscellaneous			
Does miscellaneous exceed 10% of Total Exp			
Total Expenditures	**10,200**	**26,043**	**18,961**
Unencumbered Cash Balance Dec 31	15,553	3,669	0
2010/2011 Budget Authority Amount:	11,400	26,043	

FUND PAGE FOR FUNDS WITH NO TAX LEVY

Adopted Budget **Water Utility**	Prior Year Actual 2010	Current Year Estimate 2011	Proposed Budget Year 2012
Unencumbered Cash Balance Jan 1	602,359	606,470	744,052
Receipts:			3% Increase
Charges for Services	2,299,368	2,467,007	2,500,000
Other Charges	82,539	55,000	55,000
Fishing, Boating & Camping Fees	23,086	42,000	42,000
Lake Lot Leases	20,450		
Reimbursed Expenses	5,153	5,000	5,000
Prior Year Enc Canceled	54,929		
Interest on Idle Funds			
Miscellaneous	5,161	5,000	5,000
Does miscellaneous exceed 10% of Total Rec			
Total Receipts	**2,490,686**	**2,574,007**	**2,607,000**
Resources Available:	**3,093,045**	**3,180,477**	**3,351,052**
Expenditures:			
Water Production	795,350	794,426	779,677
Water Distribution	664,002	669,940	698,465
Water Administration	322,295	301,441	370,530
Water Lake Mtce	133,225	84,891	87,276
Debt Service			
Temp Notes Principal	55,000	12,500	12,500
Temp Notes Interest	66,290	1,524	738
Temp Notes Other	0		
Revolving Loans Principal	91,805	224,556	235,178
Revolving Loans Interest	243,608	232,147	220,235
Revolving Loans Other	0	0	0
G.O. Bonds Principal	0	0	15,000
G.O. Bonds Interest	0	0	5,425
General Fund Transfer	115,000	115,000	200,000
Miscellaneous			
Does miscellaneous exceed 10% of Total Exp			
Total Expenditures	**2,486,575**	**2,436,425**	**2,625,024**
Unencumbered Cash Balance Dec 31	606,470	744,052	726,028
2010/2011 Budget Authority Amount:	2,550,801	2,610,547	

Adopted Budget

Sewer Utility	Prior Year Actual 2010	Current Year Estimate 2011	Proposed Budget Year 2012
Unencumbered Cash Balance Jan 1	647,126	567,603	460,743
Receipts:			3% Increase
Charges for Services	930,039	1,007,600	1,037,828
Reimbursed Expenses	490		
Prior Year Enc Canceled	5,801		
ADM			50,000
Lake Sewer District			71,280
Interest on Idle Funds			
Miscellaneous	47,975		
Does miscellaneous exceed 10% of Total Rec			
Total Receipts	**984,305**	**1,007,600**	**1,159,108**
Resources Available:	**1,631,431**	**1,575,203**	**1,619,851**
Expenditures:			
Wastewater Plant	635,009	589,085	689,307
Wastewater Collections	182,775	265,307	273,180
Lake Sewer District	0	0	33,380
Transfer to General	215,000	215,000	130,000
Transfer to Sewer Bond Reserve	31,044	31,044	31,044
Debt Service			
Temp Notes Principal		12,500	12,500
Temp Notes Interest		1,524	738
Temp Notes Other		0	0
G.O. Bond Principal		0	45,000
G.O. Bond Interest		0	22,480
G.O. Bond Other			0
Transfer to County Lake Sewer District			37,900
Miscellaneous			
Does miscellaneous exceed 10% of Total Exp			
Total Expenditures	**1,063,828**	**1,114,460**	**1,275,529**
Unencumbered Cash Balance Dec 31	567,603	460,743	344,322
2010/2011 Budget Authority Amount:	1,184,141	1,173,106	

Adopted Budget Water Utility - Detail Page 1	Prior Year Actual 2010	Current Year Estimate 2011	Proposed Budget Year 2012
Expenditures:			
Water Production			
Salaries	247,163	246,450	268,660
Contractual	213,145	224,226	219,267
Commodities	301,603	245,250	240,750
Capital Outlay	33,439	78,500	51,000
Total	**795,350**	**794,426**	**779,677**
Water Distribution			
Salaries	255,427	287,290	292,165
Contractual	62,086	49,250	61,350
Commodities	79,657	88,600	60,150
Capital Outlay	266,832	244,800	284,800
Total	**664,002**	**669,940**	**698,465**
Water Administration			
Salaries	151,845	168,941	171,730
Contractual	143,862	124,500	139,800
Commodities	6,675	7,000	8,000
Capital Outlay	19,913	1,000	51,000
Total	**322,295**	**301,441**	**370,530**
Water Lake Maintenance			
Salaries	50,432	45,130	22,226
Contractual	40,589	18,161	18,450
Commodities	11,849	16,600	21,600
Capital Outlay	30,355	5,000	25,000
Total	**133,225**	**84,891**	**87,276**
Debt Service on Temp Notes			
Principal	55,000	12,500	12,500
Interest	66,290	1,524	738
Other	0	0	0
Total	**121,290**	**14,024**	**13,238**
Debt Service on Revolving Loans			
Principal	91,805	224,556	235,178
Interest	243,608	232,147	220,235
Other	0	0	0
Total	**335,413**	**456,703**	**455,413**
Debt Service on G.O. Bonds			
Principal	0	0	15,000
Interest	0	0	5,425
Other	0	0	0
Total	**0**	**0**	**20,425**
Transfers			
General	115,000	115,000	200,000
Total	**115,000**	**115,000**	**200,000**
Page 1 - Total	**2,486,575**	**2,436,425**	**2,625,024**

2012 Water Utility Percentages by Category

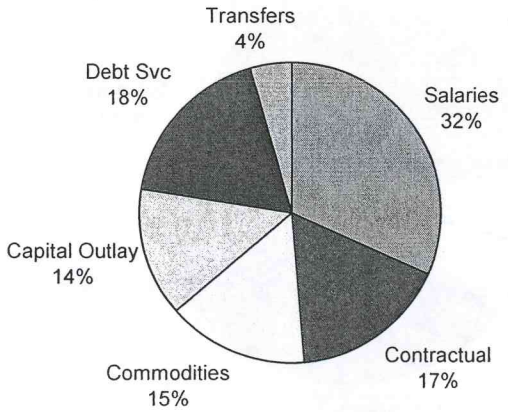

Adopted Budget Sewer Utility - Detail Page 1	Prior Year Actual 2010	Current Year Estimate 2011	Proposed Budget Year 2012
Expenditures:			
Wastewater Plant			
Salaries	266,762	254,785	285,607
Contractual	296,426	288,250	288,750
Commodities	70,223	46,050	75,450
Capital Outlay	1,598	0	39,500
Total	**635,009**	**589,085**	**689,307**
Wastewater Collections			
Salaries	102,700	134,341	136,230
Contractual	34,963	46,700	32,700
Commodities	21,955	33,750	24,250
Capital Outlay	23,157	50,516	80,000
Total	**182,775**	**265,307**	**273,180**
Lake Sewer District			
Salaries	0	0	0
Contractual	0	0	33,380
Commodities	0	0	0
Capital Outlay	0	0	0
Total	**0**	**0**	**33,380**
Transfers			
General	215,000	215,000	130,000
Sewer Bond Reserve	31,044	31,044	31,044
County Lake Sewer District	0	0	37,900
Total	**246,044**	**246,044**	**198,944**
Debt Service			
Principal on Temp Notes	0	12,500	12,500
Interest on Temp Notes	0	1,524	738
Principal on G.O. Bonds	0	0	45,000
Interest on G.O. Bonds	0	0	22,480
Total	**0**	**14,024**	**80,718**
Page 1 - Total	**1,063,828**	**1,114,460**	**1,275,529**

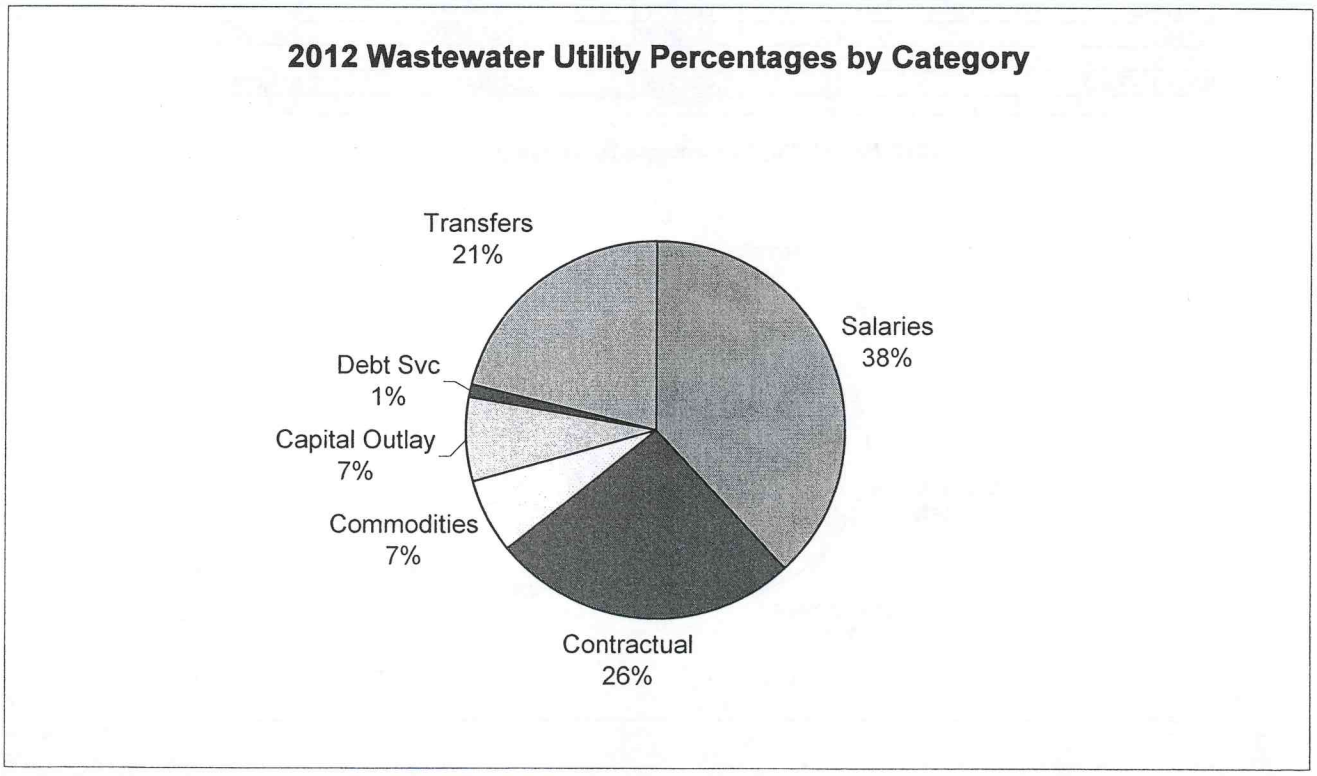

FUND PAGE FOR FUNDS WITH NO TAX LEVY

Adopted Budget **Storm Drainage Utility**	Prior Year Acutal 2010	Current Year Estimate 2011	Proposed Budget Year 2012
Unencumbered Cash Balance Jan 1	945,143	672,574	363,730
Receipts:			
Charges for Services	220,668	220,000	220,000
FEMA	51,269		
State FEMA	6,836		
Miscellaneous	2,009		
Interest on Idle Funds			
Miscellaneous			
Does miscellaneous exceed 10% of Total Rec			
Total Receipts	**280,782**	**220,000**	**220,000**
Resources Available:	**1,225,925**	**892,574**	**583,730**
Expenditures:			
Capital Outlay	103,771	100,000	50,000
Main Street FEMA Project	36,784		
Horton Street FEMA Project	25,306		
Debt Service			
Principal	350,000	375,133	405,000
Interest	37,490	53,711	31,450
Other			
Miscellaneous			
Does miscellaneous exceed 10% of Total Exp			
Total Expenditures	**553,351**	**528,844**	**486,450**
Unencumbered Cash Balance Dec 31	672,574	363,730	97,280
2010/2011 Budget Authority Amount:	587,490	528,844	

Adopted Budget

Rate Stabilization	Prior Year Actual 2010	Current Year Estimate 2011	Proposed Budget Year 2012
Unencumbered Cash Balance Jan 1	1,020,628	859,830	857,050
Receipts:			
Sales Tax	675,957	675,000	675,000
Interest on Idle Funds			
Miscellaneous			
Does miscellaneous exceed 10% of Total Rec			
Total Receipts	**675,957**	**675,000**	**675,000**
Resources Available:	**1,696,585**	**1,534,830**	**1,532,050**
Expenditures:			
Capital Outlay	224,850	42,905	35,000
Golf Course Lease	0	7,095	12,000
Revenue Bonds			
Principal	69,519	73,241	75,660
Interest	240,609	237,510	234,242
Revolving Loans			
Principal	266,619	147,674	151,392
Interest	35,158	32,813	30,385
Temporary Notes			
Principal		12,500	12,500
Interest		1,524	738
General Obligations			
Principal		75,000	80,000
Interest		47,518	44,518
Miscellaneous			
Does miscellaneous exceed 10% of Total Exp			
Total Expenditures	**836,755**	**677,780**	**676,435**
Unencumbered Cash Balance Dec 31	859,830	857,050	855,615
2010 Budget Authority Limited Amount:	886,905	677,780	

FUND PAGE FOR FUNDS WITH NO TAX LEVY

Adopted Budget **Community Impr. District**	Prior Year Actual 2010	Current Year Estimate 2011	Proposed Budget Year 2012
Unencumbered Cash Balance Jan 1	0	801	801
Receipts:			
Sales Tax Special District	801	50,000	150,000
Interest on Idle Funds			
Miscellaneous			
Does miscellaneous exceed 10% of Total Rec			
Total Receipts	**801**	**50,000**	**150,000**
Resources Available:	**801**	**50,801**	**150,801**
Expenditures:			
Contractual Services	0	50,000	150,801
Miscellaneous			
Does miscellaneous exceed 10% of Total Exp			
Total Expenditures	**0**	**50,000**	**150,801**
Unencumbered Cash Balance Dec 31	801	801	0
2010/2011 Budget Authority Amount:	0	50,000	

Adopted Budget **Municipal Pool & BRCC Impr.**	Prior Year Actual 2010	Current Year Estimate 2011	Proposed Budget Year 2012
Unencumbered Cash Balance Jan 1	0	0	300,000
Receipts:			
Sales Tax	0	300,000	675,000
Interest on Idle Funds			
Miscellaneous			
Does miscellaneous exceed 10% of Total Rec			
Total Receipts	**0**	**300,000**	**675,000**
Resources Available:	**0**	**300,000**	**975,000**
Expenditures:			
Debt Service			
Principal on G.O. Bond	0	0	330,000
Interest on G.O. Bond	0	0	136,500
Capital Outlay	0	0	508,500
Miscellaneous			
Does miscellaneous exceed 10% of Total Exp			
Total Expenditures	**0**	**0**	**975,000**
Unencumbered Cash Balance Dec 31	0	300,000	0
2010/2011 Budget Authority Amount:	0	0	

Fort Scott

NON-BUDGETED FUNDS (A)

(Only the actual budget year for 2010 is to be shown)

2012

Non-Budgeted Funds-A

(1) Fund Name: Airport Grants (2)		(2) Fund Name: Capital Equipment		(3) Fund Name: Capital Improvements		(4) Fund Name: Municipal Court		(5) Fund Name: Fire Insurance Proceeds		
Unencumbered		Unencumbered		Unencumbered		Unencumbered		Unencumbered		Total
Cash Balance Jan 1	-55,139	Cash Balance Jan 1	121,330	Cash Balance Jan 1	83,388	Cash Balance Jan 1	0	Cash Balance Jan 1	4,650	154,229
Receipts:		Receipts:		Receipts:		Receipts:		Receipts:		
Federal Grant	113,420	Reimb Exp	10,920	Transfer from General	65,000	Fines & Penalties	18,503	Insurance Proceeds	37,137	
City Match	26,568	Transfer from General	65,000							
Prior Yr Enc Canceled	8,175									
Federal Grant Ant	491,661									
Total Receipts	639,824	Total Receipts	75,920	Total Receipts	65,000	Total Receipts	18,503	Total Receipts	37,137	836,384
Resources Available:	584,685	Resources Available:	197,250	Resources Available:	148,388	Resources Available:	18,503	Resources Available:	41,787	990,613
Expenditures:		Expenditures:		Expenditures:		Expenditures:		Expenditures:		
Contractual	83,789	Capital Outlay	87,736	Capital Outlay	45,667	Contractual Services	18,503	Contractual Services	30,987	
Capital Outlay	500,896									
Total Expenditures	584,685	Total Expenditures	87,736	Total Expenditures	45,667	Total Expenditures	18,503	Total Expenditures	30,987	767,578
Cash Balance Dec 31	0	Cash Balance Dec 31	109,514	Cash Balance Dec 31	102,721	Cash Balance Dec 31	0	Cash Balance Dec 31	10,800	**223,035**
										223,035

**Note: These two block figures should agree.

Fort Scott

NON-BUDGETED FUNDS (B)

(Only the actual budget year for 2010 is to be shown)

Non-Budgeted Funds-B

(1) Fund Name:		(2) Fund Name:		(3) Fund Name:		(4) Fund Name:		(5) Fund Name:		
20th Century Vet Memorial		**Medical Reimbursement**		**Sales Tax**		**Restricted Donations**		**Police Grant ARRA**		
Unencumbered		Unencumbered		Unencumbered		Unencumbered		Unencumbered		Total
Cash Balance Jan 1	13,643	Cash Balance Jan 1	-999	Cash Balance Jan 1	0	Cash Balance Jan 1	27,921	Cash Balance Jan 1	-2,373	38,192
Receipts:		Receipts:		Receipts:		Receipts:		Receipts:		
		Miscellaneous	4,506	Sales Tax	17,881	Miscellaneous	69,456	Federal Grant	9,383	
								Federal Funds Ant	10,538	
Total Receipts	0	Total Receipts	4,506	Total Receipts	17,881	Total Receipts	69,456	Total Receipts	19,921	111,764
Resources Available:	13,643	Resources Available:	3,507	Resources Available:	17,881	Resources Available:	97,377	Resources Available:	17,548	149,956
Expenditures:		Expenditures:		Expenditures:		Expenditures:		Expenditures:		
		Contractual Services	3,372	Contractual Services	17,881	Contractual Services	5,350	Capital Outlay	17,548	
						Commodities	45			
						Capital Outlay	81,659			
Total Expenditures	0	Total Expenditures	3,372	Total Expenditures	17,881	Total Expenditures	87,054	Total Expenditures	17,548	125,855
Cash Balance Dec 31	13,643	Cash Balance Dec 31	135	Cash Balance Dec 31	0	Cash Balance Dec 31	10,323	Cash Balance Dec 31	0	**24,101**
										24,101

**Note: These two block figures should agree.

Fort Scott

NON-BUDGETED FUNDS (C)

(Only the actual budget year for 2010 is to be shown)

Non-Budgeted Funds-C

(1) Fund Name:		(2) Fund Name:		(3) Fund Name:		(4) Fund Name:		(5) Fund Name:		
Fire Grants (2)		**BJA Bulletproof Vests Grant**		**Streets/Sidewalks Project**		**FEMA**		**YAT Ellis Park**		
Unencumbered		Unencumbered		Unencumbered		Unencumbered		Unencumbered		Total
Cash Balance Jan 1	-8,990	Cash Balance Jan 1	-1,356	Cash Balance Jan 1	0	Cash Balance Jan 1		Cash Balance Jan 1	98,010	87,664
Receipts:		Receipts:		Receipts:		Receipts:		Receipts:		
Federal Grant	8,990	Federal Grant	1,356	Bond Principal	686,000			Miscellaneous	97,948	
				Interest	198					
Total Receipts	8,990	Total Receipts	1,356	Total Receipts	686,198	Total Receipts	0	Total Receipts	97,948	794,492
Resources Available:	0	Resources Available:	0	Resources Available:	686,198	Resources Available:	0	Resources Available:	195,958	882,156
Expenditures:		Expenditures:		Expenditures:		Expenditures:		Expenditures:		
				Contractual Services	638,024			Contractual Services	97,175	
				General Bond & Int	48,174			Commodities	17,323	
Total Expenditures	0	Total Expenditures	0	Total Expenditures	686,198	Total Expenditures	0	Total Expenditures	114,498	800,696
Cash Balance Dec 31	0	Cash Balance Dec 31	0	Cash Balance Dec 31	0	Cash Balance Dec 31	0	Cash Balance Dec 31	81,460	**81,460**
										81,460

**Note: These two block figures should agree.

Fort Scott

NON-BUDGETED FUNDS (D)

(Only the actual budget year for 2010 is to be shown)

Non-Budgeted Funds-D

(1) Fund Name:		(2) Fund Name:		(3) Fund Name:		(4) Fund Name:		(5) Fund Name:		
Phoenix Project		**Brick St/Sidewalk Project**		**KLINK Wall Street Grant**		**Urgent Need Flood**		**Special Law Enforcement Fund**		
Unencumbered		Unencumbered		Unencumbered		Unencumbered		Unencumbered		Total
Cash Balance Jan 1	25,396	Cash Balance Jan 1	-130,152	Cash Balance Jan 1	-477,763	Cash Balance Jan 1	0	Cash Balance Jan 1	21,213	-561,306
Receipts:		Receipts:		Receipts:		Receipts:		Receipts:		
Prior Yr Enc Canceled	750	KDOT Grant	20,090	Rev Loan Proceeds	88,572	Federal Grant Ant	14,000	Miscellaneous	2,935	
		Loan Proceeds	57,865	Prior Yr Enc Canceled	49,264					
		KDOT Grant Ant	178,278	State Grant Ant	350,227					
Total Receipts	750	Total Receipts	256,233	Total Receipts	488,063	Total Receipts	14,000	Total Receipts	2,935	761,981
Resources Available:	26,146	Resources Available:	126,081	Resources Available:	10,300	Resources Available:	14,000	Resources Available:	24,148	200,675
Expenditures:		Expenditures:		Expenditures:		Expenditures:		Expenditures:		
Contractual Services	700	Capital Outlay	126,081	Capital Outlay	10,300	Contractual Services	14,000	Capital Outlay	931	
Total Expenditures	700	Total Expenditures	126,081	Total Expenditures	10,300	Total Expenditures	14,000	Total Expenditures	931	152,012
Cash Balance Dec 31	25,446	Cash Balance Dec 31	0	Cash Balance Dec 31	0	Cash Balance Dec 31	0	Cash Balance Dec 31	23,217	**48,663**
										48,663

**Note: The two bold yellow figures should agree.

Fort Scott

NON-BUDGETED FUNDS (E)

(Only the actual budget year for 2010 is to be shown)

2012

Non-Budgeted Funds-E

(1) Fund Name: Sewer Bond Reserve		(2) Fund Name: KDOC Rev. Loan		(3) Fund Name: Skate for Scholars		(4) Fund Name: BRCC YMCA		(5) Fund Name: Horton FEMA Project		
Unencumbered		Unencumbered		Unencumbered		Unencumbered		Unencumbered		Total
Cash Balance Jan 1	178,950	Cash Balance Jan 1	214,815	Cash Balance Jan 1	340	Cash Balance Jan 1	60,939	Cash Balance Jan 1		455,044
Receipts:		Receipts:		Receipts:		Receipts:		Receipts:		
Transfer from Sewer Util	31,044	Interest Earned	1,656	Private Grant	10,000	Interest	451	Miscellaneous	25,307	
		Interest on Loans	1,063	Donations	7,943			FEMA Grant Ant	260,039	
		Principal on Loans	27,053							
Total Receipts	31,044	Total Receipts	29,772	Total Receipts	17,943	Total Receipts	451	Total Receipts	285,346	364,556
Resources Available:	209,994	Resources Available:	244,587	Resources Available:	18,283	Resources Available:	61,390	Resources Available:	285,346	819,600
Expenditures:		Expenditures:		Expenditures:		Expenditures:		Expenditures:		
				Contractual Services	890			Contractual Services	167,247	
								Capital Outlay	118,099	
Total Expenditures	0	Total Expenditures	0	Total Expenditures	890	Total Expenditures	0	Total Expenditures	285,346	286,236
Cash Balance Dec 31	209,994	Cash Balance Dec 31	244,587	Cash Balance Dec 31	17,393	Cash Balance Dec 31	61,390	Cash Balance Dec 31	0	**533,364**
										533,364

**Note: The two bold yellow figures should agree.

Fort Scott

NON-BUDGETED FUNDS (F)

(Only the actual budget year for 2010 is to be shown)

2012

Non-Budgeted Funds-F

(1) Fund Name: 911 Grant		(2) Fund Name: CDBG Housing Grant		(3) Fund Name: GNAT		(4) Fund Name: 7th & National Project		(5) Fund Name: SAFE Grant		
Unencumbered		Unencumbered		Unencumbered		Unencumbered		Unencumbered		Total
Cash Balance Jan 1	0	Cash Balance Jan 1	0	Cash Balance Jan 1	0	Cash Balance Jan 1	0	Cash Balance Jan 1	0	0
Receipts:		Receipts:		Receipts:		Receipts:		Receipts:		
911 Grant Funds Ant	50,709	Federal Grant Ant	85	Miscellaneous	26,105	Bond Principal	609,000	State Grant	1,000	
						Interest	506			
Total Receipts	50,709	Total Receipts	85	Total Receipts	26,105	Total Receipts	609,506	Total Receipts	1,000	687,405
Resources Available:	50,709	Resources Available:	85	Resources Available:	26,105	Resources Available:	609,506	Resources Available:	1,000	687,405
Expenditures:		Expenditures:		Expenditures:		Expenditures:		Expenditures:		
Capital Outlay	50,709	Capital Outlay	85	Capital Outlay	21,114	Contractual	31,130	Commodities	150	
						Capital Outlay	322,833			
Total Expenditures	50,709	Total Expenditures	85	Total Expenditures	21,114	Total Expenditures	353,963	Total Expenditures	150	426,021
Cash Balance Dec 31	0	Cash Balance Dec 31	0	Cash Balance Dec 31	4,991	Cash Balance Dec 31	255,543	Cash Balance Dec 31	850	**261,384**
										261,384

**Note: The two bold yellow figures should agree.

Fort Scott

NON-BUDGETED FUNDS (G)

(Only the actual budget year for 2010 is to be shown)

2012

Non-Budgeted Funds-G

(1) Fund Name:		(2) Fund Name:		(3) Fund Name:		(4) Fund Name:		(5) Fund Name:		
City Hall Temp Notes		**FEMA Main St Project**								
Unencumbered		Unencumbered		Unencumbered		Unencumbered		Unencumbered		Total
Cash Balance Jan 1	0	Cash Balance Jan 1	0	Cash Balance Jan 1	0	Cash Balance Jan 1		Cash Balance Jan 1		0
Receipts:		Receipts:		Receipts:		Receipts:		Receipts:		
Temp Note Principal	150,000	City Match	36,784							
Temp Note Interest	37	FEMA Assistance Ant.	206,158							
Total Receipts	150,037	Total Receipts	242,942	Total Receipts	0	Total Receipts	0	Total Receipts	0	392,979
Resources Available:	150,037	Resources Available:	242,942	Resources Available:	0	Resources Available:	0	Resources Available:	0	392,979
Expenditures:		Expenditures:		Expenditures:		Expenditures:		Expenditures:		
Capital Outlay	150,037	Capital Outlay	242,942							
Total Expenditures	150,037	Total Expenditures	242,942	Total Expenditures	0	Total Expenditures	0	Total Expenditures	0	392,979
Cash Balance Dec 31	0	Cash Balance Dec 31	0	Cash Balance Dec 31	0	Cash Balance Dec 31	0	Cash Balance Dec 31	0	**0**
										0

**Note: The two bold yellow figures should agree.

NOTICE OF BUDGET HEARING

2012

The governing body of
Fort Scott
will meet on the August 2, 2011 at 6:15 PM at City Hall for the purpose of hearing and answering objections of taxpayers relating to the proposed use of all funds and the amount of ad valorem tax.
Detailed budget information is available at City Hall and will be available at this hearing.

BUDGET SUMMARY

Proposed Budget 2012 Expenditures and Amount of 2011 Ad Valorem Tax establish the maximum limits of the 2012 budget.
Estimated Tax Rate is subject to change depending on the final assessed valuation.

	Prior Year Actual for 2010		Current Year Estimate for 2011		Proposed Budget for 2012		
FUND	Expenditures	Actual Tax Rate *	Expenditures	Actual Tax Rate *	Budget Authority for Expenditures	Amount of 2011 Ad Valorem Tax	Estimate Tax Rate *
General	5,070,636	40.997	5,789,467	38.726	5,754,054	1,694,331	37.428
Debt Service	160,104	0.072	265,674	2.234	219,659	162,287	3.585
Public Safety Equipment	68,176	0.681	143,290	1.932	202,398	85,499	1.889
Library	234,872	4.654	242,327	4.766	243,000	222,768	4.921
Library Employee Benefits	29,833	0.598	32,441	0.641	24,736	22,015	0.486
Promotion of Industry	106,632	0.498	225,000	0.500	471,000	22,200	0.490
Special Highway	165,006		465,544		368,963		
Tourism & Convention	67,117		50,000		40,561		
Cell 911	28,137		62,112		62,254		
E 911	54,369		63,683		126,498		
Special Parks & Recreation	41,830		42,562		27,131		
Special Alcohol & Drugs	10,200		26,043		18,961		
Water Utility	2,486,575		2,436,425		2,625,024		
Sewer Utility	1,063,828		1,114,460		1,275,529		
Storm Drainage Utility	553,351		528,844		486,450		
Rate Stabilization	836,755		677,780		676,435		
Community Impr. District			50,000		150,801		
Municipal Pool & BRCC Impr.					975,000		
Non-Budgeted Funds-A	767,578						
Non-Budgeted Funds-B	125,855						
Non-Budgeted Funds-C	800,696						
Non-Budgeted Funds-D	152,012						
Non-Budgeted Funds-E	286,236						
Non-Budgeted Funds-F	426,021						
Non-Budgeted Funds-G	392,979						
Totals	13,928,798	47.500	12,215,652	48.799	13,748,454	2,209,100	48.799
Less: Transfers	591,044		676,044		706,044		
Net Expenditure	13,337,754		11,539,608		13,042,410		
Total Tax Levied	2,221,839		2,223,192		xxxxxxxxxxxxxxxxxx		
Assessed Valuation	46,776,256		45,557,585		45,269,375		
Outstanding Indebtedness, January 1,	2009		2010		2011		
G.O. Bonds	3,686,645		3,272,705		4,808,575		
Revenue Bonds	5,518,102		5,414,331		5,385,331		
Other	8,755,543		8,270,493		7,917,192		
Lease Purchase Principal	131,858		80,263		830,465		
Total	18,092,148		17,037,792		18,941,562		

*Tax rates are expressed in mills

City Official Title: City Clerk