

**UNIFIED SCHOOL DISTRICT NO. 474
Haviland, KS 67059**

**FINANCIAL STATEMENT
For the Fiscal Year Ended June 30, 2019**

**VONFELDT, BAUER & VONFELDT, CHTD.
Certified Public Accountants
Larned, Kansas 67550**

UNIFIED SCHOOL DISTRICT NO. 474, HAVILAND, KANSAS

Financial Statement
Regulatory Basis
For the Year Ended June 30, 2019

TABLE OF CONTENTS

<u>Item</u>	<u>Page Number</u>
FINANCIAL SECTION	
Auditor's Report on Financial Statement	1-2
Summary Statement of Receipts, Expenditures and Unencumbered Cash	3-4
Notes to the Financial Statement	5-10
REGULATORY-REQUIRED SUPPLEMENTARY INFORMATION	
Schedule 1	
Summary of Expenditures - Actual and Budget	11-12
Schedule 2	
Schedule of Receipts and Expenditures - Actual and Budget	
General Funds	13-16
Special Purpose Funds	17-32
Schedule 3	
Summary of Receipts and Disbursements - Agency Funds	33
Schedule 4	
Schedule of Receipts, Expenditures and Unencumbered Cash - District Activity Funds	34-35
SUPPLEMENTARY INFORMATION	
Schedule 5	
Graphical Analysis	36-51



VONFELDT, BAUER & VONFELDT, CHTD
Certified Public Accountants

818 Broadway
PO Box 127
Larned, KS 67550

Telephone: (620) 285-2107
Fax: (620) 285-2110

INDEPENDENT AUDITOR'S REPORT

Board of Education
Unified School District No. 474
Haviland, KS 67059

We have audited the accompanying fund summary statement of regulatory basis receipts, expenditures, and unencumbered cash balances of Unified School District No. 474, Haviland, Kansas, a municipality, as of and for the year ended June 30, 2019 and the related notes to the financial statement.

Management's Responsibility for the Financial Statement

Management is responsible for the preparation and fair presentation of this financial statement in accordance with the Kansas Municipal Audit and Accounting Guide as described in Note 1; this includes determining that the regulatory basis of accounting is an acceptable basis for the preparation of the financial statement in the circumstances.

Management is also responsible for the design, implementation and maintenance of internal control relevant to the preparation and fair presentation of the financial statement that is free from material misstatement, whether due to fraud or error.

Auditor's Responsibility

Our responsibility is to express an opinion on the financial statement based on our audit. We conducted our audit in accordance with auditing standards generally accepted in the United States of America, and the Kansas Municipal Audit and Accounting Guide. Those standards require we plan and perform the audit to obtain reasonable assurance about whether the financial statement is free of material misstatement.

An audit involves performing procedures to obtain audit evidence about the amounts and disclosures in the financial statement. The procedures selected depend on auditor's judgment, including the assessment of the risks of material misstatement of the financial statement, whether due to fraud or error. In making those risk assessments, the auditor considers internal control relevant to the entity's preparation and fair presentation of the financial statement in order to design audit procedures that are appropriate in the circumstances, but not for the purpose of expressing an opinion on the effectiveness of the entity's internal control. Accordingly, we express no such opinion. An audit also includes evaluating the appropriateness of accounting policies used and the reasonableness of significant accounting estimates made by management, as well as evaluating the overall presentation of the financial statement.

We believe that the audit evidence we have obtained is sufficient and appropriate to provide a basis for our audit opinion.

Basis for Adverse Opinion on U.S. Generally Accepted Accounting Principles

As described in Note 1 of the financial statement, the financial statement is prepared by Unified School District No. 474, Haviland, Kansas on the basis of the financial reporting provisions of the Kansas Municipal Audit and Accounting Guide, which is a basis of accounting other than accounting principles generally accepted in the United States of America.

The effects on the financial statement of the variances between the regulatory basis of accounting described in Note 1 and accounting principles generally accepted in the United States of America, although not reasonably determinable, are presumed to be material.

Adverse Opinion on U.S. Generally Accepted Accounting Principles

In our opinion, because of the significance of the matter discussed in the "Basis for Adverse Opinion on U.S. Generally Accepted Accounting Principles" paragraph, the financial statement referred to above does not present fairly, in conformity with accounting principles generally accepted in the United States of America, the financial position of Unified School District No. 474, Haviland, Kansas as of June 30, 2019, or changes in financial position and cash flows thereof for the year then ended.

Unmodified Opinion on Regulatory Basis of Accounting

In our opinion, the financial statement referred to above presents fairly, in all material respects, the aggregate cash and unencumbered cash balance of Unified School District No. 474, Haviland, Kansas as of June 30, 2019, and the aggregate receipts and expenditures for the year then ended in accordance with the financial reporting provisions of the Kansas Municipal Audit and Accounting Guide described in Note 1.

Other Matters

Supplementary Information

Our audit was conducted for the purpose of forming an opinion on the fund summary statement of regulatory basis receipts, expenditures, and unencumbered cash balances (basic financial statement) as a whole. The summary of regulatory basis expenditures-actual and budget, individual fund schedules of regulatory basis receipts and expenditures-actual and budget, summary of receipts and disbursements-agency funds and schedule of receipts, expenditures and unencumbered cash-district activity funds (Schedules 1, 2, 3 and 4 as listed in the table of contents) are presented for analysis and are not a required part of the basic financial statement, however are required to be presented under the provisions of the Kansas Municipal Audit and Accounting Guide. The graphical analysis (Schedule 5 as listed in the table of contents) is presented for purposes of additional analysis and is not a required part of the financial statement nor required to be presented under the provisions of the Kansas Municipal Audit and Accounting Guide. Such information is the responsibility of management and was derived from and relates directly to the underlying accounting and other records used to prepare the basic financial statement. The information has been subjected to the auditing procedures applied in the audit of the basic financial statement and certain additional procedures, including comparing and reconciling such information directly to the underlying accounting and other records used to prepare the basic financial statement or to the basic financial statement itself, and other additional procedures in accordance with auditing standards generally accepted in the United States of America. In our opinion, the information is fairly stated in all material respects in relation to the basic financial statement as a whole, on the basis of accounting described in Note 1.

We also previously audited, in accordance with auditing standards generally accepted in the United States of America, the basic financial statement of Unified School District No. 474, Haviland, Kansas as of and for the year ended June 30, 2018 (not presented herein), and have issued our report thereon dated September 14, 2018, which contained an unmodified opinion on the basic financial statement. The 2018 basic financial statement and our accompanying report are not presented herein, but are available in electronic form from the website of the Kansas Department of Administration at the following link <http://www.admin.ks.gov/offices/chief-financial-officer/municipal-services>. The 2018 actual column (2018 comparative information) presented in the individual fund schedule of regulatory basis receipts and expenditures-actual and budget for the year ended June 30, 2019 (Schedule 2 as listed in the table of contents) is presented for purposes of additional analysis and is not a required part of the basic financial statement. Such 2018 comparative information is the responsibility of management and was derived from and relates directly to the underlying accounting and other records used to prepare the 2018 basic financial statement. The 2018 comparative information was subjected to the auditing procedures applied in the audit of the 2018 basic financial statement and certain additional procedures, including comparing and reconciling such information directly to the underlying accounting and other records used to prepare the 2018 basic financial statement or to the 2018 basic financial statement itself, and other additional procedures in accordance with auditing standards generally accepted in the United States of America. In our opinion, the 2018 comparative information is fairly stated in all material respects in relation to the basic financial statement as a whole for the year ended June 30, 2018, on the basis of accounting described in Note 1.

VonFeldt, Bauer & VonFeldt, Chtd.

VONFELDT, BAUER & VONFELDT, CHTD.

Certified Public Accountants

Larned, Kansas

September 27, 2019

UNIFIED SCHOOL DISTRICT NO. 474, HAVILAND, KANSAS
Summary Statement of Receipts, Expenditures and Unencumbered Cash
Regulatory Basis
For the Year Ended June 30, 2019

Funds	Beginning Unencumbered Cash Balance	Prior Year Cancelled Encumbrances
General Funds:		
General Fund	\$ 0.00	\$ 0.00
Supplemental General Fund	25,831.79	0.00
Special Purpose Funds:		
At-Risk Fund	87,810.42	0.00
Capital Outlay Fund	279,084.83	0.00
Food Service Fund	31,986.68	0.00
Professional Development Fund	8,711.38	0.00
Special Education Fund	111,000.00	0.00
Career & Postsecondary Education Fund	0.00	0.00
Gifts & Grants Fund	0.00	0.00
KPERs Special Retirement Fund	0.00	0.00
Contingency Reserve Fund	185,918.55	0.00
Textbook Rental Fund	7,882.84	0.00
Recreation Commission Fund	1,239.07	0.00
Title I Fund	0.00	0.00
Title II Fund	0.00	0.00
Title IV Fund	0.00	0.00
REAP Grant Fund	2,651.03	0.00
District Activity Funds	2,485.97	0.00
Total Reporting Entity (Excluding Agency Funds)	<u>\$ 744,602.56</u>	<u>\$ 0.00</u>

Composition of Cash:

The notes to the financial statement are an integral part of this statement.

<u>Receipts</u>	<u>Expenditures</u>	<u>Ending Unencumbered Cash Balance</u>	<u>Add Encumbrances and Accounts Payable</u>	<u>Ending Cash Balance</u>
\$ 1,305,020.69	\$ 1,305,020.60	\$ 0.09	\$ 0.00	\$ 0.09
377,914.42	385,224.88	18,521.33	0.00	18,521.33
115,885.86	108,696.28	95,000.00	0.00	95,000.00
198,290.75	214,252.11	263,123.47	0.00	263,123.47
108,269.14	105,293.39	34,962.43	0.00	34,962.43
7,457.43	6,475.69	9,693.12	0.00	9,693.12
170,207.38	201,207.38	80,000.00	0.00	80,000.00
12,911.50	12,911.50	0.00	0.00	0.00
4,458.00	4,458.00	0.00	0.00	0.00
46,025.77	46,025.77	0.00	0.00	0.00
0.00	0.00	185,918.55	0.00	185,918.55
1,895.00	1,807.07	7,970.77	0.00	7,970.77
50,910.99	50,910.99	1,239.07	0.00	1,239.07
22,356.00	22,356.00	0.00	0.00	0.00
7,141.00	7,141.00	0.00	0.00	0.00
10,951.00	10,951.00	0.00	0.00	0.00
13,733.00	16,384.03	0.00	0.00	0.00
17,710.21	17,462.94	2,733.24	0.00	2,733.24
<u>\$ 2,471,138.14</u>	<u>\$ 2,516,578.63</u>	<u>\$ 699,162.07</u>	<u>\$ 0.00</u>	<u>\$ 699,162.07</u>
		NOW Accounts		\$ 73,337.36
		Savings Account		633,035.81
		Total Cash		706,373.17
		Agency Funds per Schedule 3		(7,211.10)
		Total Reporting Entity (Excluding Agency Funds)		<u>\$ 699,162.07</u>

UNIFIED SCHOOL DISTRICT NO. 474
NOTES TO THE FINANCIAL STATEMENT
June 30, 2019

Note 1 - SUMMARY OF SIGNIFICANT ACCOUNTING POLICIES

A. REPORTING ENTITY

Unified School District No. 474, Haviland, Kansas (District) is a municipal corporation governed by an elected seven-member board. This financial statement presents Unified School District No. 474 (the municipality) and does not include any of its related municipal entities.

B. REGULATORY BASIS FUND TYPES

General fund - the chief operating fund. Used to account for all resources except those required to be accounted for in another fund.

Special Purpose fund - used to account for the proceeds of specific tax levies and other specific regulatory receipt sources (other than Capital Project and tax levies for long-term debt) that are intended for specified purposes.

Agency fund - funds used to report assets held by the municipality in a purely custodial capacity (payroll clearing fund, student activity accounts, etc.).

C. BASIS OF ACCOUNTING

Regulatory Basis of Accounting and Departure from Accounting Principles Generally Accepted in the United States of America. The KMAAG regulatory basis of accounting involves the recognition of cash, cash equivalents, marketable investments, and certain accounts payable and encumbrance obligations to arrive at a net unencumbered cash and investments balance on a regulatory basis for each fund, and the reporting of changes in unencumbered cash and investments of a fund resulting from the difference in regulatory basis receipts and regulatory basis expenditures for the fiscal year. All recognized assets and liabilities are measured and reported at cost, unless they have been permanently impaired and have no future cash value or represent no future obligation against cash. The KMAAG regulatory basis does not recognize capital assets, long-term debt, accrued receivables and payables, or any other assets, liabilities or deferred inflows or outflows, other than those mentioned above.

The District has approved a resolution that is in compliance with K.S.A. 75-1120a(c), waiving the requirement for application of generally accepted accounting principles and allowing the municipality to use the regulatory basis of accounting.

D. CASH AND INVESTMENTS

Cash balances from all funds are combined and invested to the extent available. Cash and investments consist of interest bearing checking accounts and a money market account. Earnings from these investments are allocated to designated funds. Cash and investments are stated at cost.

E. AD VALOREM TAX REVENUE

The determination of assessed valuation and the collection of property taxes for all political subdivisions in the State of Kansas are the responsibility of the various counties. The County Appraiser annually determines assessed valuation and the County Clerk spreads the annual assessment on the tax rolls. One-half of the property taxes are due December 20 and distributed to the District by January 20. The second half is due May 10 and distributed to the District by June 5. The District Treasurer draws available funds from the County Treasurer at designated times throughout the year.

F. REIMBURSED EXPENSES

The District records reimbursable expenditures in the fund that makes the disbursement and records reimbursements as a receipt to the fund that receives the reimbursement. For purposes of budgetary comparison, the expenditures are properly offset by the reimbursements under KMAAG regulatory basis of accounting.

G. USE OF ESTIMATES

The preparation of the financial statement on a prescribed basis of accounting that demonstrates compliance with the cash basis and budget laws of the State of Kansas requires management to make estimates and assumptions that affect the amounts reported in the financial statement and accompanying notes. Actual results may differ from those estimates.

Note 2 - BUDGETARY INFORMATION

Kansas statutes require that an annual operating budget be legally adopted for the general fund, special purpose funds (unless specifically exempted by statute), bond and interest funds, and business funds. Although directory rather than mandatory, the statutes provide for the following sequence and timetable in the adoption of the legal annual operating budget:

1. Preparation of the budget for the succeeding calendar year on or before August 1st.
2. Publication in local newspaper of the proposed budget and notice of public hearing on the budget on or before August 5th.
3. Public hearing on or before August 15th, but at least ten days after publication of notice of hearing.
4. Adoption of the final budget on or before August 25th.

The statutes allow for the governing body to increase the originally adopted budget for previously unbudgeted increases in regulatory receipts other than ad valorem property taxes. To do this, a notice of public hearing to amend the budget must be published in the local newspaper. At least ten days after publication the hearing may be held and the governing body may amend the budget at that time. There were no such budget amendments for this year.

The statutes permit transferring budgeted amounts between line items within an individual fund. However, such statutes prohibit expenditures in excess of the total amount of the adopted budget of expenditures of individual funds. Budget comparison schedules are presented for each fund showing actual receipts and expenditures compared to legally budgeted receipts and expenditures.

Adjustment to Comply with Legal Max: Districts should use this line item (for use in the budget column only) to adjust the certified budget to comply with the "Legal Max" budget. The State Board of Education calculates the "Legal Max" budget using enrollment figures. The District's budgeted expenditures are limited to the lower of the published budget or the "Legal Max" budget.

Adjustment for Qualifying Budget Credits: Districts may use this line item for any budgeted fund. The adjustment would be a positive amount. All budget adjustments must be authorized by Kansas statutes. Examples include: expenditure of federal grant monies, reimbursements, gifts and donations and receipts authorized by law to be spent as if they were reimbursed expenses.

Note 2 - BUDGETARY INFORMATION (Cont'd.)

All legal annual operating budgets are prepared using the regulatory basis of accounting, in which, regulatory receipts are recognized when cash is received and expenditures include disbursements, accounts payable, and encumbrances, with disbursements being adjusted for prior year's accounts payable and encumbrances. Encumbrances are commitments by the municipality for future payments and are supported by a document evidencing the commitment, such as a purchase order or contract. Any unused budgeted expenditure authority lapses at year-end.

A legal operating budget is not required for capital project funds, trust funds, and the following special purpose funds:

Gifts & Grants Fund	Title II Fund
Contingency Reserve Fund	Title IV Fund
Textbook Rental Fund	REAP Grant Fund
Title I Fund	District Activity Funds

Spending in funds which are not subject to the legal annual operating budget requirement is controlled by federal regulations, other statutes, or by the use of internal spending limits established by the governing body.

Note 3 - COMPLIANCE WITH KANSAS STATUTES

Management is aware of no statutory violations for the period covered by the audit.

Note 4 - DEPOSITS

K.S.A. 9-1401 establishes the depositories which may be used by the District. The statute requires banks eligible to hold the District's funds have a main or branch bank in the county in which the District is located, or in an adjoining county if such institution has been designated as an official depository, and the banks provide an acceptable rate of return on funds. In addition, K.S.A. 9-1402 requires the banks to pledge securities for deposits in excess of FDIC Coverage. The District has no other policies that would further limit interest rate risk.

K.S.A. 12-1675 limits the District's investments of idle funds to time deposits, open accounts, and certificates of deposit with allowable financial institutions; U.S. government securities; temporary notes; no-fund warrants; repurchase agreements; and the Kansas Municipal Investment Pool. The District has no investment policy that would further limit its investment choices.

Concentration of credit risk. State statutes place no limit on the amount the District may invest in any one issuer as long as the investments are adequately secured under K.S.A. 9-1402 and 9-1405.

Custodial credit risk - deposits. Custodial credit risk is the risk that in the event of a bank failure, the District's deposits may not be returned to it. State statutes require the District's deposits in financial institutions to be entirely covered by federal depository insurance, bank guarantee bonds, or by collateral held under a joint custody receipt issued by a bank within the State of Kansas, the Federal Reserve Bank of Kansas City, or the Federal Home Loan Bank of Topeka, except during designated "peak periods" when required coverage is 50%. There were no designated "peak periods" during the year. All deposits were legally secured at June 30, 2019.

At June 30, 2019 the District's carrying amount of deposits was \$706,373.17 and the bank balance was \$722,347.83. The bank balance was held by one bank resulting in a concentration of credit risk. Of the bank balance, \$250,104.26 was covered by federal depository insurance, and \$472,243.57 was collateralized with securities held by the pledging financial institution's agents in the District's name.

Note 5 - IN-SUBSTANCE RECEIPT IN TRANSIT

The District received \$45,404.00 subsequent to June 30, 2019 and as required by K.S.A. 72-5135 the receipt was recorded as an in-substance receipt in transit and included as a receipt for the year ended June 30, 2019.

Note 6 - INTERFUND TRANSFERS

Operating transfers were as follows:

<u>From</u>	<u>To</u>	<u>Regulatory Authority</u>	<u>Amount</u>
General	At-Risk	K.S.A. 72-5167	\$ 47,773.58
General	Professional Development	K.S.A. 72-5167	7,457.43
General	Special Education	K.S.A. 72-5167	130,510.00
Supplemental General	At-Risk	K.S.A. 72-5143	52,102.11
Supplemental General	Food Service	K.S.A. 72-5143	48,665.57
Supplemental General	Special Education	K.S.A. 72-5143	37,519.95
Supplemental General	Career & Postsecondary Ed	K.S.A. 72-5143	12,911.50

Note 7- OTHER LONG-TERM OBLIGATIONS FROM OPERATIONS

Other Post Employment Benefits . As provided by K.S.A. 12-5040, the District allows retirees to participate in the group health insurance plan. While each retiree pays the full amount of the applicable premium, conceptually, the District is subsidizing the retirees because each participant is charged a level of premium regardless of age. However, the cost of this subsidy has not been quantified in this financial statement.

Under the Consolidated Omnibus Budget Reconciliation Act (COBRA), the District makes health care benefits available to eligible former employees and eligible dependents. Certain requirements are outlined by the federal government for this coverage. The premium is paid in full by the insured.

Death and Disability Other Post Employment Benefits. As provided by K.S.A. 74-4927, disabled members in the Kansas Public Employees Retirement System (KPERS) receive long-term disability benefits and life insurance benefits. The plan is administered through a trust held by KPERS that is funded to pay annual benefit payments. The employer contribution rate is set at 1% for the year ended June 30, 2019.

Compensated Absences . The District grants all full time twelve month employees ten to twelve vacation days per year based on years of service. With the exception of classified personnel, these days are non cumulative past June 30th. For classified personnel these days carryover and any days not used by December 31st of the following year will be paid at their regular rate up to a maximum of five days. The potential liability for accumulated vacation days as of June 30, 2019 and 2018 is \$1,470.48 and \$2,056.80, respectively, which is a net change of (\$586.32).

Classified employees earn one day of sick leave per month up to twelve days per year cumulative to a maximum of sixty days. Each eligible certified employee receives ten days at the beginning of each school year, the unused portion of which shall accumulate from year to year up to a total of sixty days. The employees are not paid for any unused sick leave at the time of separation of service so there is no potential liability as of June 30, 2019.

Note 8 - DEFINED BENEFIT PENSION PLAN

Plan description . The District participates in the Kansas Public Employees Retirement System (KPERS), a cost-sharing, multiple-employer defined benefit pension plan as provided by K.S.A. 74-4901, et seq. Kansas law establishes and amends benefit provisions. KPERS issues a publicly available financial report that includes financial statements and required supplementary information. KPERS' financial statements are included in its Comprehensive Annual Financial Report which can be found on the KPERS website at www.kpers.org or by writing to KPERS (611 South Kansas, Suite 100, Topeka, KS 66603) or by calling 1-888-275-5737.

Note 8 - DEFINED BENEFIT PENSION PLAN (Cont'd.)

Contributions. K.S.A. 74-4919 and K.S.A. 74-49,210 establish the KPERS member-employee contribution rates. KPERS has multiple benefit structures and contribution rates depending on whether the employee is a KPERS 1, KPERS 2 or KPERS 3 member. KPERS 1 members are active and contributing members hired before July 1, 2009. KPERS 2 members were first employed in a covered position on or after July 1, 2009 and KPERS 3 members were first employed in a covered position on or after January 1, 2015. Effective January 1, 2015, Kansas law established the KPERS member-employee contribution rate at 6% of covered salary for KPERS 1, KPERS 2 and KPERS 3 members. Member contributions are withheld by their employer and paid to KPERS according to the provisions of Section 414(h) of the Internal Revenue Code.

State law provides that the employer contribution rates for KPERS 1, KPERS 2 and KPERS 3 be determined based on the results of each annual actuarial valuation. Kansas law sets a limitation on annual increases in the employer contribution rates. The actuarially determined employer contribution rate and the statutory contribution rate (not including the 1% contribution rate for the Death and Disability Program) was 16.38% and 12.01%, respectively, for the fiscal year ended June 30, 2018. The actuarially determined employer contribution rate and the statutory contribution rate was 14.59% and 13.21% for the fiscal year ended June 30, 2019.

Per 2017 Senate Substitute for House Bill 2052, Section 37(a), state general fund employer contributions to KPERS were decreased by \$64,130,234 for the fiscal year ended June 30, 2017. Section 43(17) of the bill also stipulated that repayments of the reduced contributions are to be amortized over twenty years at a level dollar amount commencing in fiscal year 2018. The level dollar amount was computed to be \$6.4 million dollars per year. The first year payment of \$6.4 million was received in July 2017.

Per 2017 Senate Substitute for House Bill 2002, Section 51(a), state general fund employer contributions to KPERS were decreased by \$194,022,683 for the fiscal year ended June 30, 2019. Section 56(19) of the bill also stipulates that repayments of the reduced contributions are to be amortized over twenty years at a level dollar amount commencing in fiscal year 2020. The level dollar amount was computed to be \$19.4 million per year.

The State of Kansas is required to contribute the statutory required employer's share except for retired District employees. The District is responsible for the employer's portion of the cost for retired District employees. The District received and remitted amounts equal to the statutory contribution rate, which totaled \$46,025.77 and \$83,861.85, respectively, for the fiscal year ended June 30, 2019 and 2018.

Net Pension Liability. At June 30, 2019, the District's proportionate share of the collective net pension liability reported by KPERS was \$979,501. The net pension liability was measured as of June 30, 2018, and the total pension liability used to calculate the net pension liability was determined by an actuarial valuation as of December 31, 2017, which was rolled forward to June 30, 2018. The District's proportion of the net pension liability was based on the ratio of the District's contributions to KPERS, relative to the total employer and non-employer contributions of the State/School subgroup within KPERS for the fiscal year ended June 30, 2018. Since KMAAG regulatory basis of accounting does not recognize long-term debt, this liability is not reported in this financial statement.

The complete actuarial valuation report including all actuarial assumptions and methods, and the report on the allocation of the KPERS collective net pension liability to all participating employers are publicly available on the website at www.kpers.org or can be obtained as described above.

Note 9 - CONTINGENCIES

During the ordinary course of its operations the District is a party to potential claims, legal actions and complaints. It is the opinion of the District's management that these matters are not anticipated to have a material effect on the District's financial statement.

Note 10 - RISK MANAGEMENT

The District is exposed to various risks of losses related to torts; thefts of, damages to, and destruction of assets; errors and omissions; injuries to employees; and natural disasters. The District obtains coverage from commercial insurance companies in order to effectively manage risk. There have been no significant reductions in coverage from the prior year and settlements have not exceeded coverage in the past three years. The District does not participate in a public entity risk pool.

Note 11 - LEASE COMMITMENTS

Operating Leases:

The District has entered into an operating lease for an activity bus for the 2018/2019 school year. For the year ended June 30, 2019 rent expenditures were \$13,460.00. These expenditures were made from the Capital Outlay Fund.

The District has entered into an operating lease for an activity bus for the 2018/2019 school year. For the year ended June 30, 2019 rent expenditures were \$14,500.00. These expenditures were made from the Capital Outlay Fund.

Note 12 - SUBSEQUENT EVENTS

The District has evaluated events subsequent to year end through September 27, 2019 and does not believe any events have occurred which affect the financial statement as presented.

**REGULATORY-REQUIRED
SUPPLEMENTARY INFORMATION**

UNIFIED SCHOOL DISTRICT NO. 474, HAVILAND, KANSAS
 Summary of Expenditures - Actual and Budget
 Regulatory Basis
 For the Year Ended June 30, 2019

Funds	Certified Budget	Adjustment to Comply with Legal Max
General Funds:		
General Fund	\$ 1,189,941.00	\$ (14,161.00)
Supplemental General Fund	380,880.00	0.00
Special Purpose Funds:		
At-Risk Fund	170,810.00	XXXXXXXXXX
Capital Outlay Fund	459,306.00	XXXXXXXXXX
Food Service Fund	140,594.00	XXXXXXXXXX
Professional Development Fund	18,711.00	XXXXXXXXXX
Special Education Fund	319,000.00	XXXXXXXXXX
Career & Postsecondary Education Fund	16,000.00	XXXXXXXXXX
KPERs Special Retirement Fund	122,481.00	XXXXXXXXXX
Recreation Commission Fund	53,750.00	XXXXXXXXXX

<u>Adjustment for Qualifying Budget Credits</u>	<u>Total Budget for Comparison</u>	<u>Expenditures Chargeable to Current Year</u>	<u>Variance - Over (Under)</u>
\$ 129,240.60	\$ 1,305,020.60	\$ 1,305,020.60	\$ 0.00
9,344.88	390,224.88	385,224.88	(5,000.00)
0.00	170,810.00	108,696.28	(62,113.72)
0.00	459,306.00	214,252.11	(245,053.89)
0.00	140,594.00	105,293.39	(35,300.61)
0.00	18,711.00	6,475.69	(12,235.31)
0.00	319,000.00	201,207.38	(117,792.62)
0.00	16,000.00	12,911.50	(3,088.50)
0.00	122,481.00	46,025.77	(76,455.23)
0.00	53,750.00	50,910.99	(2,839.01)

UNIFIED SCHOOL DISTRICT NO. 474, HAVILAND, KANSAS
GENERAL FUND
Schedule of Receipts and Expenditures - Actual and Budget
Regulatory Basis
For the Year Ended June 30, 2019
(With Comparative Actual Totals for the Prior Year Ended June 30, 2018)

	Prior Year Actual	Current Year		Variance Over (Under)
		Actual	Budget	
Receipts				
Taxes and Shared Receipts:				
Mineral Production Tax	\$ 3,462.68	\$ 4,108.09	\$ 5,000.00	\$ (891.91)
Local Sources:				
Reimbursements	119,268.54	129,240.60	0.00	129,240.60
State Aid:				
General State Aid	973,549.00	1,041,162.00	1,014,941.00	26,221.00
Special Education Aid	122,234.00	130,510.00	170,000.00	(39,490.00)
Total Receipts	<u>1,218,514.22</u>	<u>1,305,020.69</u>	<u>\$ 1,189,941.00</u>	<u>\$ 115,079.69</u>
Expenditures				
Instruction:				
Salaries	260,563.96	310,797.35	286,700.00	24,097.35
Employee Benefits	136,970.30	147,102.08	62,200.00	84,902.08
Other Purchased Services	156,388.36	124,788.00	160,000.00	(35,212.00)
Supplies	49,384.19	45,995.19	47,000.00	(1,004.81)
Other	218.47	807.16	675.00	132.16
Student Support Services:				
Salaries	895.67	0.00	946.00	(946.00)
Employee Benefits	287.78	0.00	325.00	(325.00)
Purchased Professional Services	120.00	0.00	120.00	(120.00)
Instructional Support Staff:				
Salaries	15,479.89	15,612.61	16,400.00	(787.39)
Employee Benefits	2,053.78	1,225.03	3,000.00	(1,774.97)
Supplies	437.45	382.04	600.00	(217.96)
General Administration:				
Salaries	114,181.07	117,385.35	121,025.00	(3,639.65)
Employee Benefits	59,049.31	58,968.93	34,275.00	24,693.93
Purchased Professional Services	14,895.54	15,607.83	15,000.00	607.83
Purchased Property Services	893.25	826.05	1,000.00	(173.95)
Other Purchased Services	38,191.16	41,016.49	39,000.00	2,016.49
Supplies	5,125.31	11,594.07	6,000.00	5,594.07
Property (Equip & Furn)	450.64	0.00	0.00	0.00
School Administration:				
Salaries	62,030.56	64,300.36	65,750.00	(1,449.64)
Employee Benefits	23,321.54	23,773.67	15,100.00	8,673.67
Other Purchased Services	3,208.78	3,748.46	4,000.00	(251.54)
Supplies	494.76	403.97	500.00	(96.03)
Property (Equip & Furn)	0.00	540.00	0.00	540.00
Other	79.19	49.15	0.00	49.15

UNIFIED SCHOOL DISTRICT NO. 474, HAVILAND, KANSAS
GENERAL FUND (Cont'd.)
Schedule of Receipts and Expenditures - Actual and Budget
Regulatory Basis
For the Year Ended June 30, 2019
(With Comparative Actual Totals for the Prior Year Ended June 30, 2018)

	Prior Year Actual	Current Year		Variance Over (Under)
		Actual	Budget	
Expenditures (Cont'd.)				
Operations & Maintenance:				
Salaries	148.73	26,135.43	0.00	26,135.43
Employee Benefits	1,598.57	1,979.25	0.00	1,979.25
Purchased Professional Services	1,739.32	1,179.75	2,000.00	(820.25)
Purchased Property Services	3,520.50	3,912.62	4,000.00	(87.38)
Other Purchased Services	672.53	21.80	1,000.00	(978.20)
Supplies	83.74	88.50	500.00	(411.50)
Heating	15,389.91	18,789.63	20,000.00	(1,210.37)
Electricity	31,801.53	31,791.06	35,000.00	(3,208.94)
Motor Fuel	4,266.53	3,985.80	10,000.00	(6,014.20)
Transportation Supervision:				
Salaries	33.98	0.00	50.00	(50.00)
Employee Benefits	2.65	0.00	25.00	(25.00)
Vehicle Operating Services:				
Salaries	33,028.88	28,798.42	35,025.00	(6,226.58)
Employee Benefits	4,576.62	4,290.91	5,175.00	(884.09)
Insurance	3,538.64	0.00	4,000.00	(4,000.00)
Motor Fuel	7,040.35	7,513.61	8,000.00	(486.39)
Other	0.00	5,869.02	0.00	5,869.02
Vehicle & Maintenance Services:				
Purchased Professional Services	30.00	0.00	50.00	(50.00)
Supplies	367.26	0.00	500.00	(500.00)
Operating Transfers:				
To At-Risk	0.00	47,773.58	0.00	47,773.58
To Capital Outlay	43,719.52	0.00	15,000.00	(15,000.00)
To Professional Development	0.00	7,457.43	0.00	7,457.43
To Special Education	122,234.00	130,510.00	170,000.00	(39,490.00)
Adjustment to Comply with Legal Max			(14,161.00)	14,161.00
Legal General Fund Budget	1,218,514.22	1,305,020.60	1,175,780.00	129,240.60
Adjustment for Qualifying Budget Credits			129,240.60	(129,240.60)
Total Expenditures	<u>1,218,514.22</u>	<u>1,305,020.60</u>	<u>\$ 1,305,020.60</u>	<u>\$ 0.00</u>
Receipts Over (Under) Expenditures	0.00	0.09		
Unencumbered Cash, Beginning	<u>0.00</u>	<u>0.00</u>		
Unencumbered Cash, Ending	<u>\$ 0.00</u>	<u>\$ 0.09</u>		

UNIFIED SCHOOL DISTRICT NO. 474, HAVILAND, KANSAS
 SUPPLEMENTAL GENERAL FUND
 Schedule of Receipts and Expenditures - Actual and Budget
 Regulatory Basis
 For the Year Ended June 30, 2019
 (With Comparative Actual Totals for the Prior Year Ended June 30, 2018)

	Prior Year Actual	Current Year		Variance Over (Under)
		Actual	Budget	
Receipts				
Taxes and Shared Receipts:				
Ad Valorem Property Tax	\$ 324,345.24	\$ 348,521.21	\$ 325,154.00	\$ 23,367.21
Delinquent Tax	3,170.19	2,650.99	3,323.00	(672.01)
Motor Veh./16-20M Veh. Tax	16,296.29	16,396.01	15,665.00	731.01
Recreational Vehicle Tax	155.40	153.42	178.00	(24.58)
Commercial Vehicle Tax	862.36	847.91	797.00	50.91
Local Sources:				
Reimbursements	9,931.20	9,344.88	0.00	9,344.88
Total Receipts	<u>354,760.68</u>	<u>377,914.42</u>	<u>\$ 345,117.00</u>	<u>\$ 32,797.42</u>
Expenditures				
Instruction:				
Salaries	80,393.65	58,314.24	64,700.00	(6,385.76)
Employee Benefits	11,030.03	10,856.42	11,750.00	(893.58)
Purchased Professional Services	3,073.67	632.34	3,100.00	(2,467.66)
Other Purchased Services	80,000.00	143,452.74	80,000.00	63,452.74
Supplies	8,086.77	5,659.09	2,700.00	2,959.09
Property (Equip & Furn)	2,146.31	495.34	0.00	495.34
Other	0.00	0.00	21,880.00	(21,880.00)
Student Support Services:				
Purchased Professional Services	250.00	250.00	250.00	0.00
General Administration:				
Purchased Professional Services	1,155.24	1,259.89	1,500.00	(240.11)
Other Purchased Services	4,668.00	2,334.00	5,000.00	(2,666.00)
Supplies	3,039.63	3,191.61	3,000.00	191.61
Operations & Maintenance:				
Purchased Professional Services	0.00	7,482.84	0.00	7,482.84
Supplies	586.72	97.24	0.00	97.24
Operating Transfers:				
To At-Risk	85,000.00	52,102.11	63,000.00	(10,897.89)
To Food Service	50,000.00	48,665.57	60,000.00	(11,334.43)
To Professional Development	8,600.00	0.00	10,000.00	(10,000.00)
To Special Education	37,943.78	37,519.95	38,000.00	(480.05)
To Career & Postsecondary Ed	9,614.40	12,911.50	16,000.00	(3,088.50)
To Textbook Rental	2,000.00	0.00	0.00	0.00
Legal Supplemental General Fund Budget	<u>387,588.20</u>	<u>385,224.88</u>	<u>380,880.00</u>	<u>4,344.88</u>

UNIFIED SCHOOL DISTRICT NO. 474, HAVILAND, KANSAS
 SUPPLEMENTAL GENERAL FUND (Cont'd.)
 Schedule of Receipts and Expenditures - Actual and Budget
 Regulatory Basis
 For the Year Ended June 30, 2019
 (With Comparative Actual Totals for the Prior Year Ended June 30, 2018)

	Prior Year Actual	Current Year		Variance Over (Under)
		Actual	Budget	
Expenditures (Cont'd.)				
Adjustment for Qualifying Budget Credits			9,344.88	(9,344.88)
Total Expenditures	387,588.20	385,224.88	\$ 390,224.88	\$ (5,000.00)
Receipts Over (Under) Expenditures	(32,827.52)	(7,310.46)		
Unencumbered Cash, Beginning	58,659.31	25,831.79		
Unencumbered Cash, Ending	\$ 25,831.79	\$ 18,521.33		

UNIFIED SCHOOL DISTRICT NO. 474, HAVILAND, KANSAS
 AT-RISK FUND
 Schedule of Receipts and Expenditures - Actual and Budget
 Regulatory Basis
 For the Year Ended June 30, 2019
 (With Comparative Actual Totals for the Prior Year Ended June 30, 2018)

	Prior Year Actual	Current Year		Variance Over (Under)
		Actual	Budget	
Receipts				
Local Sources:				
Other Receipts from Local Sources	\$ 16,847.15	\$ 16,010.17	\$ 20,000.00	\$ (3,989.83)
Operating Transfers:				
From General	0.00	47,773.58	0.00	47,773.58
From Supplemental General	<u>85,000.00</u>	<u>52,102.11</u>	<u>63,000.00</u>	<u>(10,897.89)</u>
Total Receipts	<u>101,847.15</u>	<u>115,885.86</u>	<u>\$ 83,000.00</u>	<u>\$ 32,885.86</u>
Expenditures				
Instruction:				
Salaries	80,263.69	77,829.12	85,075.00	(7,245.88)
Employee Benefits	20,013.24	16,272.15	22,500.00	(6,227.85)
Purchased Professional Services	349.00	349.00	500.00	(151.00)
Supplies	697.40	14,246.01	1,000.00	13,246.01
Other	<u>0.00</u>	<u>0.00</u>	<u>61,735.00</u>	<u>(61,735.00)</u>
Total Expenditures	<u>101,323.33</u>	<u>108,696.28</u>	<u>\$ 170,810.00</u>	<u>\$ (62,113.72)</u>
Receipts Over (Under) Expenditures	523.82	7,189.58		
Unencumbered Cash, Beginning	<u>87,286.60</u>	<u>87,810.42</u>		
Unencumbered Cash, Ending	<u>\$ 87,810.42</u>	<u>\$ 95,000.00</u>		

UNIFIED SCHOOL DISTRICT NO. 474, HAVILAND, KANSAS
 CAPITAL OUTLAY FUND
 Schedule of Receipts and Expenditures - Actual and Budget
 Regulatory Basis
 For the Year Ended June 30, 2019
 (With Comparative Actual Totals for the Prior Year Ended June 30, 2018)

	Prior Year Actual	Current Year		Variance Over (Under)
		Actual	Budget	
Receipts				
Taxes and Shared Receipts:				
Ad Valorem Property Tax	\$ 113,071.00	\$ 160,983.22	\$ 153,560.00	\$ 7,423.22
Delinquent Tax	847.08	784.83	1,160.00	(375.17)
Motor Veh./16-20M Veh. Tax	5,178.18	5,327.73	5,114.00	213.73
Recreational Vehicle Tax	49.47	49.85	58.00	(8.15)
Commercial Vehicle Tax	273.00	290.08	260.00	30.08
Local Sources:				
Other Receipts from Local Sources	79,972.53	30,855.04	15,000.00	15,855.04
Operating Transfers:				
From General	<u>43,719.52</u>	<u>0.00</u>	<u>15,000.00</u>	<u>(15,000.00)</u>
Total Receipts	<u>243,110.78</u>	<u>198,290.75</u>	<u>\$ 190,152.00</u>	<u>\$ 8,138.75</u>
Expenditures				
Instruction:				
Supplies	12,121.71	11,009.19	15,000.00	(3,990.81)
Property (Equip & Furn)	22,459.88	4,052.49	25,000.00	(20,947.51)
General Administration:				
Supplies	3,254.67	162.73	10,000.00	(9,837.27)
Property (Equip & Furn)	184.32	0.00	10,000.00	(10,000.00)
School Administration:				
Property (Equip & Furn)	500.00	0.00	5,000.00	(5,000.00)
Operations & Maintenance:				
Salaries	63,752.13	30,668.36	68,000.00	(37,331.64)
Employee Benefits	19,257.44	27,761.71	22,300.00	5,461.71
Purchased Professional Services	4,030.64	7,912.95	15,000.00	(7,087.05)
Purchased Property Services	61,830.42	12,036.38	12,000.00	36.38
Supplies	21,415.70	17,227.46	25,000.00	(7,772.54)
Property (Equip & Furn)	15,351.36	23,410.55	100,000.00	(76,589.45)
Transportation:				
Property (Equip & Buses)	77,960.00	56,960.00	100,000.00	(43,040.00)
Vehicle & Maintenance Services:				
Purchased Professional Services	7,953.71	18,277.16	10,000.00	8,277.16
Facility Acquis. & Constr. Services:				
Land Improvements	0.00	1,137.68	0.00	1,137.68
Building Improvements	<u>21,562.62</u>	<u>3,635.45</u>	<u>42,006.00</u>	<u>(38,370.55)</u>
Total Expenditures	<u>331,634.60</u>	<u>214,252.11</u>	<u>\$ 459,306.00</u>	<u>\$ (245,053.89)</u>

UNIFIED SCHOOL DISTRICT NO. 474, HAVILAND, KANSAS
 CAPITAL OUTLAY FUND (Cont'd.)
 Schedule of Receipts and Expenditures - Actual and Budget
 Regulatory Basis
 For the Year Ended June 30, 2019
 (With Comparative Actual Totals for the Prior Year Ended June 30, 2018)

	Prior Year Actual	Current Year		Variance Over (Under)
		Actual	Budget	
Receipts Over (Under) Expenditures	(88,523.82)	(15,961.36)		
Unencumbered Cash, Beginning	<u>367,608.65</u>	<u>279,084.83</u>		
Unencumbered Cash, Ending	<u>\$ 279,084.83</u>	<u>\$ 263,123.47</u>		

UNIFIED SCHOOL DISTRICT NO. 474, HAVILAND, KANSAS
 FOOD SERVICE FUND
 Schedule of Receipts and Expenditures - Actual and Budget
 Regulatory Basis
 For the Year Ended June 30, 2019
 (With Comparative Actual Totals for the Prior Year Ended June 30, 2018)

	Prior Year Actual	Current Year		Variance Over (Under)
		Actual	Budget	
Receipts				
Local Sources:				
Interest on Idle Funds	\$ 4,168.05	\$ 4,386.01	\$ 0.00	\$ 4,386.01
Food Sales	11,836.65	12,812.20	15,789.00	(2,976.80)
Miscellaneous	13,111.30	15,935.42	10,000.00	5,935.42
State Aid:				
State Food Assistance	435.82	460.48	320.00	140.48
Federal Aid:				
Child Nutrition Program	24,878.42	26,009.46	22,498.00	3,511.46
Operating Transfers:				
From Supplemental General	<u>50,000.00</u>	<u>48,665.57</u>	<u>60,000.00</u>	<u>(11,334.43)</u>
Total Receipts	<u>104,430.24</u>	<u>108,269.14</u>	<u>\$ 108,607.00</u>	<u>\$ (337.86)</u>
Expenditures				
Operations & Maintenance:				
Purchased Property Services	585.83	0.00	1,000.00	(1,000.00)
Food Service Operation:				
Salaries	32,080.40	33,366.02	34,000.00	(633.98)
Employee Benefits	26,180.12	31,150.87	27,700.00	3,450.87
Food & Supplies	34,322.88	38,469.33	38,000.00	469.33
Property (Equip & Furn)	3,203.82	1,265.17	5,000.00	(3,734.83)
Other	<u>929.98</u>	<u>1,042.00</u>	<u>34,894.00</u>	<u>(33,852.00)</u>
Total Expenditures	<u>97,303.03</u>	<u>105,293.39</u>	<u>\$ 140,594.00</u>	<u>\$ (35,300.61)</u>
Receipts Over (Under) Expenditures	7,127.21	2,975.75		
Unencumbered Cash, Beginning	<u>24,859.47</u>	<u>31,986.68</u>		
Unencumbered Cash, Ending	<u>\$ 31,986.68</u>	<u>\$ 34,962.43</u>		

UNIFIED SCHOOL DISTRICT NO. 474, HAVILAND, KANSAS
PROFESSIONAL DEVELOPMENT FUND
Schedule of Receipts and Expenditures - Actual and Budget
Regulatory Basis
For the Year Ended June 30, 2019
(With Comparative Actual Totals for the Prior Year Ended June 30, 2018)

	Prior Year Actual	Current Year		Variance Over (Under)
		Actual	Budget	
Receipts				
Operating Transfers:				
From General	\$ 0.00	\$ 7,457.43	\$ 0.00	\$ 7,457.43
From Supplemental General	<u>8,600.00</u>	<u>0.00</u>	<u>10,000.00</u>	<u>(10,000.00)</u>
Total Receipts	<u>8,600.00</u>	<u>7,457.43</u>	<u>\$ 10,000.00</u>	<u>\$ (2,542.57)</u>
Expenditures				
Instructional Support Staff:				
Salaries	924.00	2,226.00	1,000.00	1,226.00
Employee Benefits	71.58	173.73	100.00	73.73
Purchased Professional Services	1,043.00	1,406.30	2,000.00	(593.70)
Other Purchased Services	1,226.28	194.98	2,000.00	(1,805.02)
Other	0.00	0.00	8,361.00	(8,361.00)
Central Services:				
Purchased Professional Services	2,349.97	774.74	2,500.00	(1,725.26)
Other Purchased Services	1,641.70	1,046.82	2,000.00	(953.18)
Other Support Services:				
Purchased Professional Services	540.00	330.00	750.00	(420.00)
Other Purchased Services	<u>747.65</u>	<u>323.12</u>	<u>0.00</u>	<u>323.12</u>
Total Expenditures	<u>8,544.18</u>	<u>6,475.69</u>	<u>\$ 18,711.00</u>	<u>\$ (12,235.31)</u>
Receipts Over (Under) Expenditures	55.82	981.74		
Unencumbered Cash, Beginning	<u>8,655.56</u>	<u>8,711.38</u>		
Unencumbered Cash, Ending	<u>\$ 8,711.38</u>	<u>\$ 9,693.12</u>		

UNIFIED SCHOOL DISTRICT NO. 474, HAVILAND, KANSAS
SPECIAL EDUCATION FUND
Schedule of Receipts and Expenditures - Actual and Budget
Regulatory Basis
For the Year Ended June 30, 2019
(With Comparative Actual Totals for the Prior Year Ended June 30, 2018)

	Prior Year Actual	Current Year		Variance Over (Under)
		Actual	Budget	
Receipts				
Local Sources:				
Other Receipts from Local Sources	\$ 0.00	\$ 2,177.43	\$ 0.00	\$ 2,177.43
Federal Sources:				
Other Federal Aid	815.00	0.00	0.00	0.00
Operating Transfers:				
From General	122,234.00	130,510.00	170,000.00	(39,490.00)
From Supplemental General	<u>37,943.78</u>	<u>37,519.95</u>	<u>38,000.00</u>	<u>(480.05)</u>
Total Receipts	<u>160,992.78</u>	<u>170,207.38</u>	<u>\$ 208,000.00</u>	<u>\$ (37,792.62)</u>
Expenditures				
Instruction:				
Other Purchased Services				
Assessments	65,618.77	69,297.07	70,000.00	(702.93)
Flow-thru	119,991.00	124,900.00	154,000.00	(29,100.00)
Supplies	17.25	120.31	0.00	120.31
Other	0.00	0.00	75,000.00	(75,000.00)
Vehicle Operating Services:				
Salaries	0.00	4,426.00	7,500.00	(3,074.00)
Employee Benefits	0.00	0.00	2,500.00	(2,500.00)
Other Purchased Services	0.00	0.00	4,000.00	(4,000.00)
Supplies	0.00	0.00	6,000.00	(6,000.00)
Vehicle & Maintenance Services:				
Other	<u>0.00</u>	<u>2,464.00</u>	<u>0.00</u>	<u>2,464.00</u>
Total Expenditures	<u>185,627.02</u>	<u>201,207.38</u>	<u>\$ 319,000.00</u>	<u>\$ (117,792.62)</u>
Receipts Over (Under) Expenditures	(24,634.24)	(31,000.00)		
Unencumbered Cash, Beginning	<u>135,634.24</u>	<u>111,000.00</u>		
Unencumbered Cash, Ending	<u>\$ 111,000.00</u>	<u>\$ 80,000.00</u>		

UNIFIED SCHOOL DISTRICT NO. 474, HAVILAND, KANSAS
 CAREER & POSTSECONDARY EDUCATION FUND
 Schedule of Receipts and Expenditures - Actual and Budget
 Regulatory Basis
 For the Year Ended June 30, 2019
 (With Comparative Actual Totals for the Prior Year Ended June 30, 2018)

	Prior Year Actual	Current Year		Variance Over (Under)
		Actual	Budget	
Receipts				
Federal Sources:				
Other Federal Aid	\$ 400.00	\$ 0.00	\$ 0.00	\$ 0.00
Operating Transfers:				
From Supplemental General	<u>9,614.40</u>	<u>12,911.50</u>	<u>16,000.00</u>	<u>(3,088.50)</u>
Total Receipts	<u>10,014.40</u>	<u>12,911.50</u>	<u>\$ 16,000.00</u>	<u>\$ (3,088.50)</u>
Expenditures				
Instruction:				
Purchased Professional Services	400.00	0.00	1,000.00	(1,000.00)
Other Purchased Services	<u>9,614.40</u>	<u>12,911.50</u>	<u>15,000.00</u>	<u>(2,088.50)</u>
Total Expenditures	<u>10,014.40</u>	<u>12,911.50</u>	<u>\$ 16,000.00</u>	<u>\$ (3,088.50)</u>
Receipts Over (Under) Expenditures	0.00	0.00		
Unencumbered Cash, Beginning	<u>0.00</u>	<u>0.00</u>		
Unencumbered Cash, Ending	<u>\$ 0.00</u>	<u>\$ 0.00</u>		

UNIFIED SCHOOL DISTRICT NO. 474, HAVILAND, KANSAS
 GIFTS & GRANTS FUND
 Schedule of Receipts and Expenditures
 Regulatory Basis
 For the Year Ended June 30, 2019
 (With Comparative Actual Totals for the Prior Year Ended June 30, 2018)

	<u>2018</u>	<u>2019</u>
Receipts		
Local Sources:		
Other Receipts from Local Sources	\$ 0.00	\$ 2,500.00
State Aid:		
Safe & Secure Schools Grant	<u>0.00</u>	<u>1,958.00</u>
Total Receipts	<u>0.00</u>	<u>4,458.00</u>
Expenditures		
Instruction:		
Supplies	0.00	2,500.00
Other	<u>0.00</u>	<u>1,958.00</u>
Total Expenditures	<u>0.00</u>	<u>4,458.00</u>
Receipts Over (Under) Expenditures	0.00	0.00
Unencumbered Cash, Beginning	<u>0.00</u>	<u>0.00</u>
Unencumbered Cash, Ending	<u>\$ 0.00</u>	<u>\$ 0.00</u>

UNIFIED SCHOOL DISTRICT NO. 474, HAVILAND, KANSAS
 KPERS SPECIAL RETIREMENT FUND
 Schedule of Receipts and Expenditures - Actual and Budget
 Regulatory Basis
 For the Year Ended June 30, 2019
 (With Comparative Actual Totals for the Prior Year Ended June 30, 2018)

	Prior Year Actual	Current Year		Variance Over (Under)
		Actual	Budget	
Receipts				
State Aid:				
KPERS State Aid	\$ 83,861.85	\$ 46,025.77	\$ 122,481.00	\$ (76,455.23)
Total Receipts	<u>83,861.85</u>	<u>46,025.77</u>	<u>\$ 122,481.00</u>	<u>\$ (76,455.23)</u>
Expenditures				
Instruction:				
Employee Benefits	41,930.86	27,110.73	68,823.00	(41,712.27)
Student Support:				
Employee Benefits	0.00	0.00	145.00	(145.00)
Instructional Support Staff:				
Employee Benefits	0.00	1,044.90	2,670.00	(1,625.10)
General Administration:				
Employee Benefits	8,386.20	6,875.88	18,570.00	(11,694.12)
School Administration:				
Employee Benefits	8,386.20	3,766.41	10,089.00	(6,322.59)
Operations & Maintenance:				
Employee Benefits	8,386.20	3,327.30	10,434.00	(7,106.70)
Student Transportation Services:				
Employee Benefits	8,386.20	1,946.13	6,533.00	(4,586.87)
Food Service:				
Employee Benefits	<u>8,386.19</u>	<u>1,954.42</u>	<u>5,217.00</u>	<u>(3,262.58)</u>
Total Expenditures	<u>83,861.85</u>	<u>46,025.77</u>	<u>\$ 122,481.00</u>	<u>\$ (76,455.23)</u>
Receipts Over (Under) Expenditures	0.00	0.00		
Unencumbered Cash, Beginning	<u>0.00</u>	<u>0.00</u>		
Unencumbered Cash, Ending	<u>\$ 0.00</u>	<u>\$ 0.00</u>		

UNIFIED SCHOOL DISTRICT NO. 474, HAVILAND, KANSAS
CONTINGENCY RESERVE FUND
Schedule of Receipts and Expenditures
Regulatory Basis
For the Year Ended June 30, 2019
(With Comparative Actual Totals for the Prior Year Ended June 30, 2018)

	<u>2018</u>	<u>2019</u>
Receipts		
None	\$ 0.00	\$ 0.00
Total Receipts	<u>0.00</u>	<u>0.00</u>
Expenditures		
Instruction:		
Salaries	16,664.00	0.00
Employee Benefits	1,437.09	0.00
Instructional Support Staff:		
Salaries	600.00	0.00
Employee Benefits	118.56	0.00
General Administration:		
Salaries	3,900.00	0.00
Employee Benefits	375.18	0.00
School Administration:		
Salaries	1,200.00	0.00
Employee Benefits	93.00	0.00
Operations & Maintenance:		
Salaries	2,280.00	0.00
Employee Benefits	176.63	0.00
Transportation Supervision:		
Salaries	1,260.00	0.00
Employee Benefits	97.65	0.00
Other Support Services:		
Salaries	2,100.00	0.00
Employee Benefits	<u>162.75</u>	<u>0.00</u>
Total Expenditures	<u>30,464.86</u>	<u>0.00</u>
Receipts Over (Under) Expenditures	(30,464.86)	0.00
Unencumbered Cash, Beginning	<u>216,383.41</u>	<u>185,918.55</u>
Unencumbered Cash, Ending	<u>\$ 185,918.55</u>	<u>\$ 185,918.55</u>

UNIFIED SCHOOL DISTRICT NO. 474, HAVILAND, KANSAS
 TEXTBOOK RENTAL FUND
 Schedule of Receipts and Expenditures
 Regulatory Basis
 For the Year Ended June 30, 2019
 (With Comparative Actual Totals for the Prior Year Ended June 30, 2018)

	<u>2018</u>	<u>2019</u>
Receipts		
Local Sources:		
Rental Fees	\$ 20.00	\$ 1,895.00
Operating Transfer:		
From Supplemental General	<u>2,000.00</u>	<u>0.00</u>
Total Receipts	<u>2,020.00</u>	<u>1,895.00</u>
Expenditures		
Instruction:		
Materials and Supplies	<u>3,461.14</u>	<u>1,807.07</u>
Total Expenditures	<u>3,461.14</u>	<u>1,807.07</u>
Receipts Over (Under) Expenditures	(1,441.14)	87.93
Unencumbered Cash, Beginning	<u>9,323.98</u>	<u>7,882.84</u>
Unencumbered Cash, Ending	<u><u>\$ 7,882.84</u></u>	<u><u>\$ 7,970.77</u></u>

UNIFIED SCHOOL DISTRICT NO. 474, HAVILAND, KANSAS
RECREATION COMMISSION FUND
Schedule of Receipts and Expenditures - Actual and Budget
Regulatory Basis
For the Year Ended June 30, 2019
(With Comparative Actual Totals for the Prior Year Ended June 30, 2018)

	Prior Year Actual	Current Year		Variance Over (Under)
		Actual	Budget	
Receipts				
Taxes and Shared Receipts:				
Ad Valorem Property Tax	\$ 37,648.05	\$ 40,350.03	\$ 38,395.00	\$ 1,955.03
Delinquent Tax	322.08	272.44	387.00	(114.56)
Motor Veh./16-20M Veh. Tax	1,691.07	1,688.76	1,629.00	59.76
Recreational Vehicle Tax	15.82	15.79	19.00	(3.21)
Commercial Vehicle Tax	85.51	95.37	83.00	12.37
Local Sources:				
Other Receipts from Local Sources	<u>9,377.13</u>	<u>8,488.60</u>	<u>12,000.00</u>	<u>(3,511.40)</u>
Total Receipts	<u>49,139.66</u>	<u>50,910.99</u>	<u>\$ 52,513.00</u>	<u>\$ (1,602.01)</u>
Expenditures				
Community Service Operations	<u>47,900.59</u>	<u>50,910.99</u>	<u>53,750.00</u>	<u>(2,839.01)</u>
Total Expenditures	<u>47,900.59</u>	<u>50,910.99</u>	<u>\$ 53,750.00</u>	<u>\$ (2,839.01)</u>
Receipts Over (Under) Expenditures	1,239.07	0.00		
Unencumbered Cash, Beginning	<u>0.00</u>	<u>1,239.07</u>		
Unencumbered Cash, Ending	<u>\$ 1,239.07</u>	<u>\$ 1,239.07</u>		

UNIFIED SCHOOL DISTRICT NO. 474, HAVILAND, KANSAS
 TITLE I FUND
 Schedule of Receipts and Expenditures
 Regulatory Basis
 For the Year Ended June 30, 2019
 (With Comparative Actual Totals for the Prior Year Ended June 30, 2018)

	<u>2018</u>	<u>2019</u>
Receipts		
Federal Aid:		
Other Federal Grants Thru State	\$ 22,503.00	\$ 22,356.00
Total Receipts	<u>22,503.00</u>	<u>22,356.00</u>
Expenditures		
Instruction:		
Salaries	11,810.09	15,894.99
Employee Benefits	3,161.51	3,361.01
Purchased Professional Services	3,100.00	3,100.00
Supplies	<u>4,431.40</u>	<u>0.00</u>
Total Expenditures	<u>22,503.00</u>	<u>22,356.00</u>
Receipts Over (Under) Expenditures	0.00	0.00
Unencumbered Cash, Beginning	<u>0.00</u>	<u>0.00</u>
Unencumbered Cash, Ending	<u>\$ 0.00</u>	<u>\$ 0.00</u>

UNIFIED SCHOOL DISTRICT NO. 474, HAVILAND, KANSAS
 TITLE II FUND
 Schedule of Receipts and Expenditures
 Regulatory Basis
 For the Year Ended June 30, 2019
 (With Comparative Actual Totals for the Prior Year Ended June 30, 2018)

	<u>2018</u>	<u>2019</u>
Receipts		
Federal Aid:		
Other Federal Grants Thru State	\$ 5,894.00	\$ 7,141.00
Total Receipts	<u>5,894.00</u>	<u>7,141.00</u>
Expenditures		
Instruction:		
Purchased Professional Services	1,467.20	1,358.79
Other Purchased Services	4,426.80	4,696.17
Supplies	<u>0.00</u>	<u>1,086.04</u>
Total Expenditures	<u>5,894.00</u>	<u>7,141.00</u>
Receipts Over (Under) Expenditures	0.00	0.00
Unencumbered Cash, Beginning	<u>0.00</u>	<u>0.00</u>
Unencumbered Cash, Ending	<u>\$ 0.00</u>	<u>\$ 0.00</u>

UNIFIED SCHOOL DISTRICT NO. 474, HAVILAND, KANSAS
 TITLE IV FUND
 Schedule of Receipts and Expenditures
 Regulatory Basis
 For the Year Ended June 30, 2019
 (With Comparative Actual Totals for the Prior Year Ended June 30, 2018)

	<u>2018</u>	<u>2019</u>
Receipts		
Federal Aid:		
Other Federal Grants Thru State	\$ 0.00	\$ 10,951.00
Total Receipts	<u>0.00</u>	<u>10,951.00</u>
Expenditures		
Instruction:		
Supplies	0.00	7,531.74
Instructional Support Staff:		
Supplies	<u>0.00</u>	<u>3,419.26</u>
Total Expenditures	<u>0.00</u>	<u>10,951.00</u>
Receipts Over (Under) Expenditures	0.00	0.00
Unencumbered Cash, Beginning	<u>0.00</u>	<u>0.00</u>
Unencumbered Cash, Ending	<u>\$ 0.00</u>	<u>\$ 0.00</u>

UNIFIED SCHOOL DISTRICT NO. 474, HAVILAND, KANSAS
 REAP GRANT FUND
 Schedule of Receipts and Expenditures
 Regulatory Basis
 For the Year Ended June 30, 2019
 (With Comparative Actual Totals for the Prior Year Ended June 30, 2018)

	<u>2018</u>	<u>2019</u>
Receipts		
Federal Aid:		
US Department of Education	\$ 13,309.00	\$ 13,733.00
Total Receipts	<u>13,309.00</u>	<u>13,733.00</u>
Expenditures		
Instruction:		
Purchased Professional Services	1,905.00	8,016.33
Supplies	<u>9,939.17</u>	<u>8,367.70</u>
Total Expenditures	<u>11,844.17</u>	<u>16,384.03</u>
Receipts Over (Under) Expenditures	1,464.83	(2,651.03)
Unencumbered Cash, Beginning	<u>1,186.20</u>	<u>2,651.03</u>
Unencumbered Cash, Ending	<u>\$ 2,651.03</u>	<u>\$ 0.00</u>

UNIFIED SCHOOL DISTRICT NO. 474, HAVILAND, KANSAS
 AGENCY FUNDS
 Summary of Receipts and Disbursements
 Regulatory Basis
 For the Year Ended June 30, 2019

Fund	Beginning Cash Balance	Receipts	Disbursements	Ending Cash Balance
Elementary School:				
Eighth Grade Class	\$ 2,828.85	\$ 10,780.54	\$ 10,844.89	\$ 2,764.50
General Activities	1,539.62	4,687.01	2,449.51	3,777.12
HJH Stuco	<u>1,012.06</u>	<u>80.00</u>	<u>422.58</u>	<u>669.48</u>
Total Elementary School	<u>5,380.53</u>	<u>15,547.55</u>	<u>13,716.98</u>	<u>7,211.10</u>
Total Agency Funds	<u>\$ 5,380.53</u>	<u>\$ 15,547.55</u>	<u>\$ 13,716.98</u>	<u>\$ 7,211.10</u>

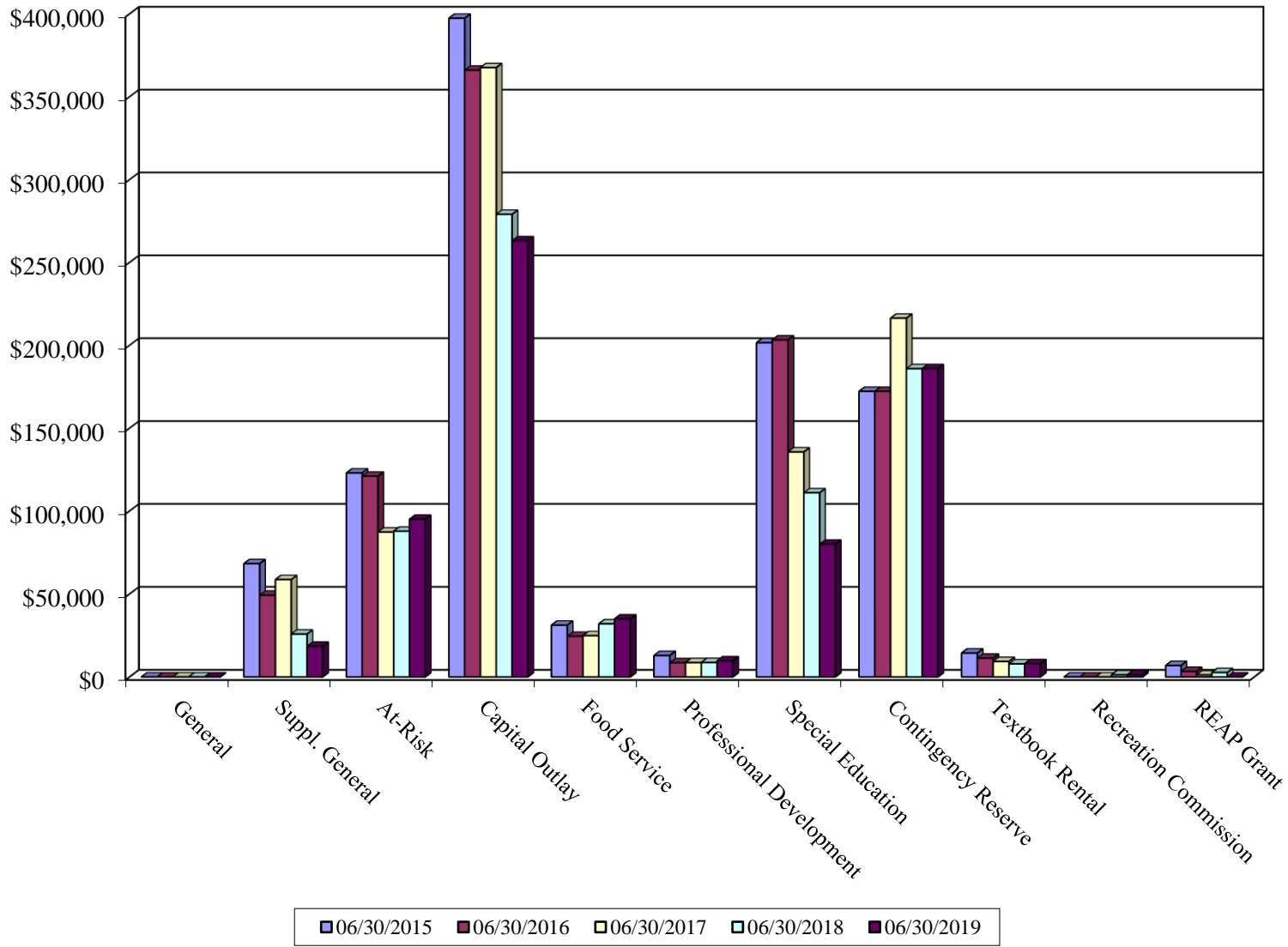
UNIFIED SCHOOL DISTRICT NO. 474, HAVILAND, KANSAS
DISTRICT ACTIVITY FUNDS
Schedule of Receipts, Expenditures and Unencumbered Cash
Regulatory Basis
For the Year Ended June 30, 2019

<u>Funds</u>	<u>Beginning Unencumbered Cash Balance</u>	<u>Prior Year Cancelled Encumbrances</u>	<u>Receipts</u>
Elementary School:			
Meal/Milk Fees	\$ 119.79	\$ 0.00	\$ 12,966.30
Pop Machine	2,206.40	0.00	955.15
Interest on Idle Funds	64.76	0.00	43.13
Textbook Fees	0.00	0.00	1,895.00
Band Fees	0.00	0.00	675.63
Tech Fees	0.00	0.00	1,175.00
Flower Fund	<u>95.02</u>	<u>0.00</u>	<u>0.00</u>
Total Elementary School	<u>2,485.97</u>	<u>0.00</u>	<u>17,710.21</u>
Total District Activity Funds	<u>\$ 2,485.97</u>	<u>\$ 0.00</u>	<u>\$ 17,710.21</u>

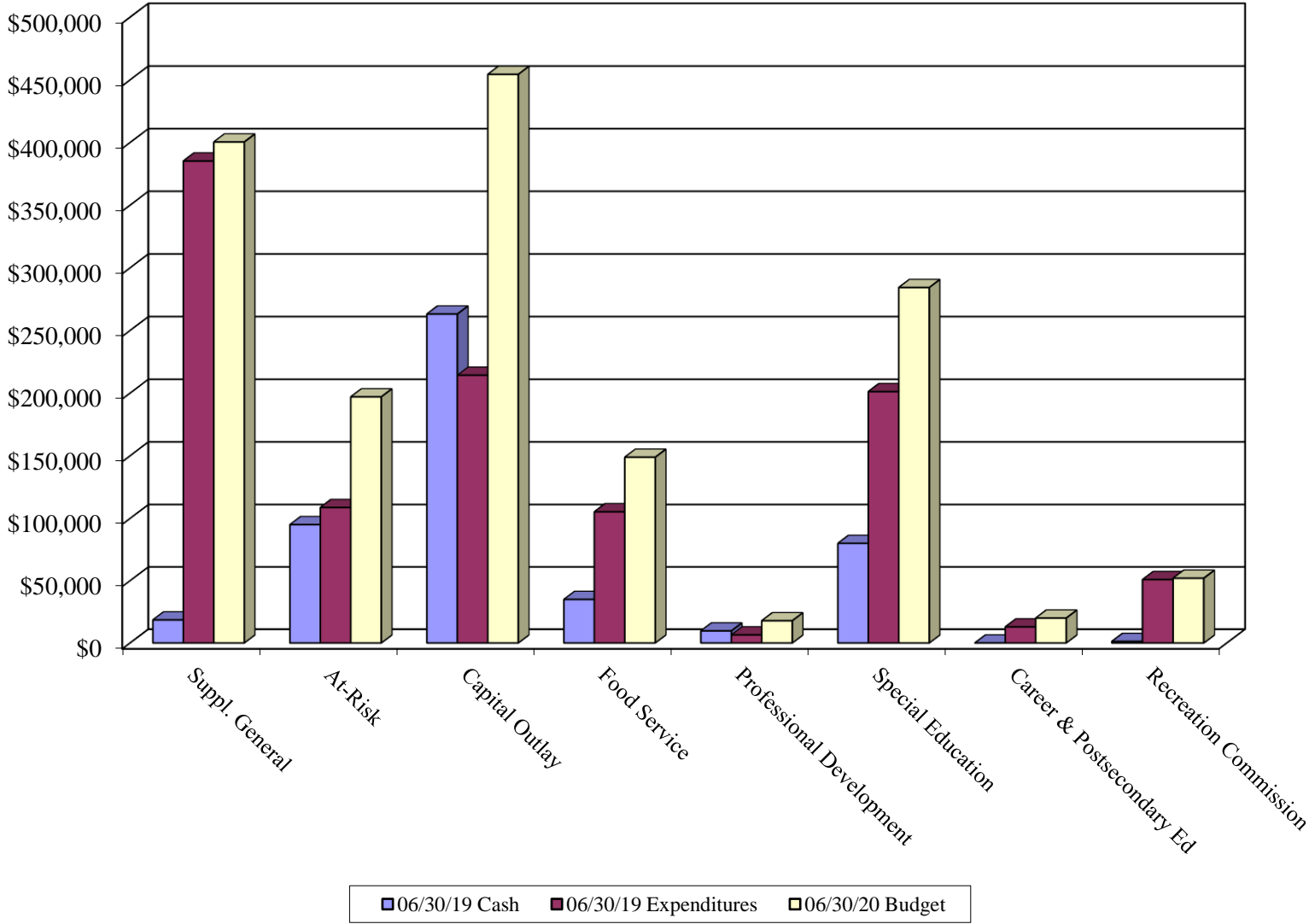
<u>Expenditures</u>	<u>Ending Unencumbered Cash Balance</u>	<u>Add Encumbrances and Accounts Payable</u>	<u>Ending Cash Balance</u>
\$ 12,935.09	\$ 151.00	\$ 0.00	\$ 151.00
624.77	2,536.78	0.00	2,536.78
0.00	107.89	0.00	107.89
1,895.00	0.00	0.00	0.00
675.63	0.00	0.00	0.00
1,175.00	0.00	0.00	0.00
<u>157.45</u>	<u>(62.43)</u>	<u>0.00</u>	<u>(62.43)</u>
<u>17,462.94</u>	<u>2,733.24</u>	<u>0.00</u>	<u>2,733.24</u>
<u>\$ 17,462.94</u>	<u>\$ 2,733.24</u>	<u>\$ 0.00</u>	<u>\$ 2,733.24</u>

SUPPLEMENTARY INFORMATION

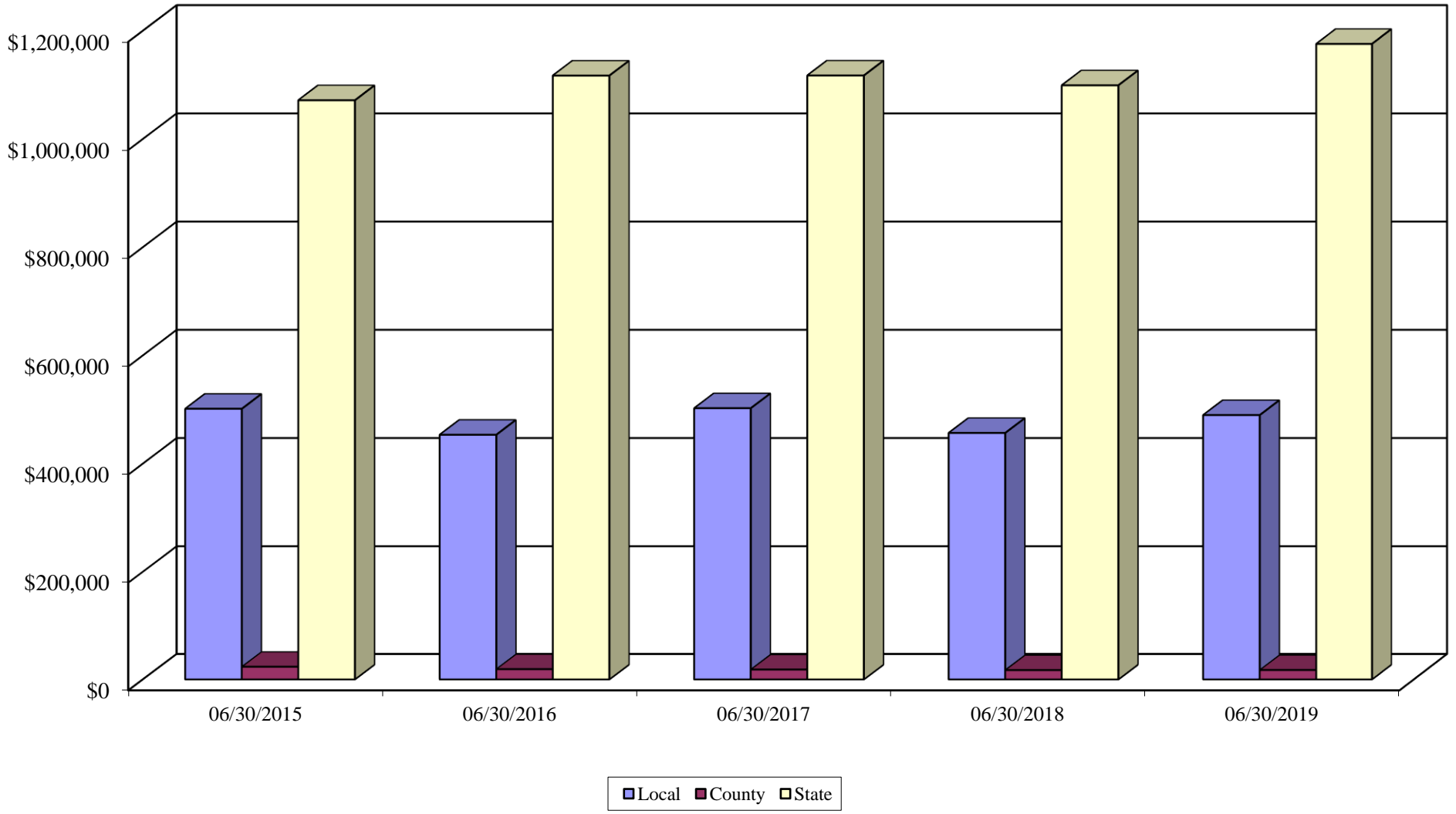
**Unified School District No. 474
Haviland, Kansas
Unencumbered Cash Balances - Selected Funds**



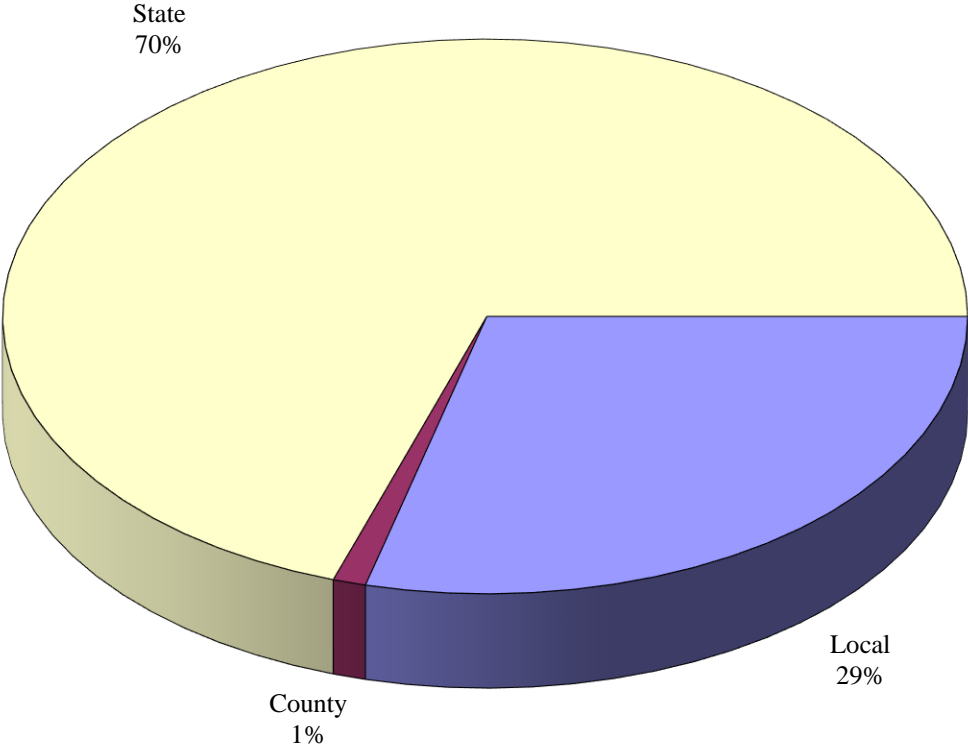
**Unified School District No. 474
Haviland, Kansas
Unencumbered Cash Compared to Expenditures - Selected Funds**



**Unified School District No. 474
Haviland, Kansas
General & Supplemental General Fund Receipts**

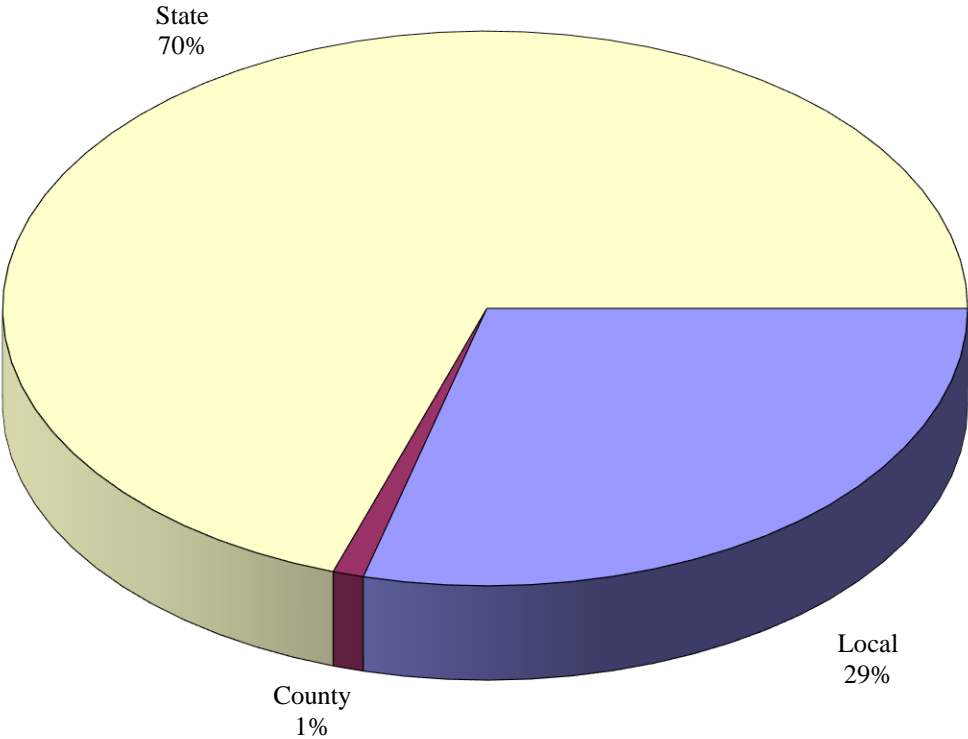


**Unified School District No. 474
Haviland, Kansas
General & Supplemental General Fund Receipts**



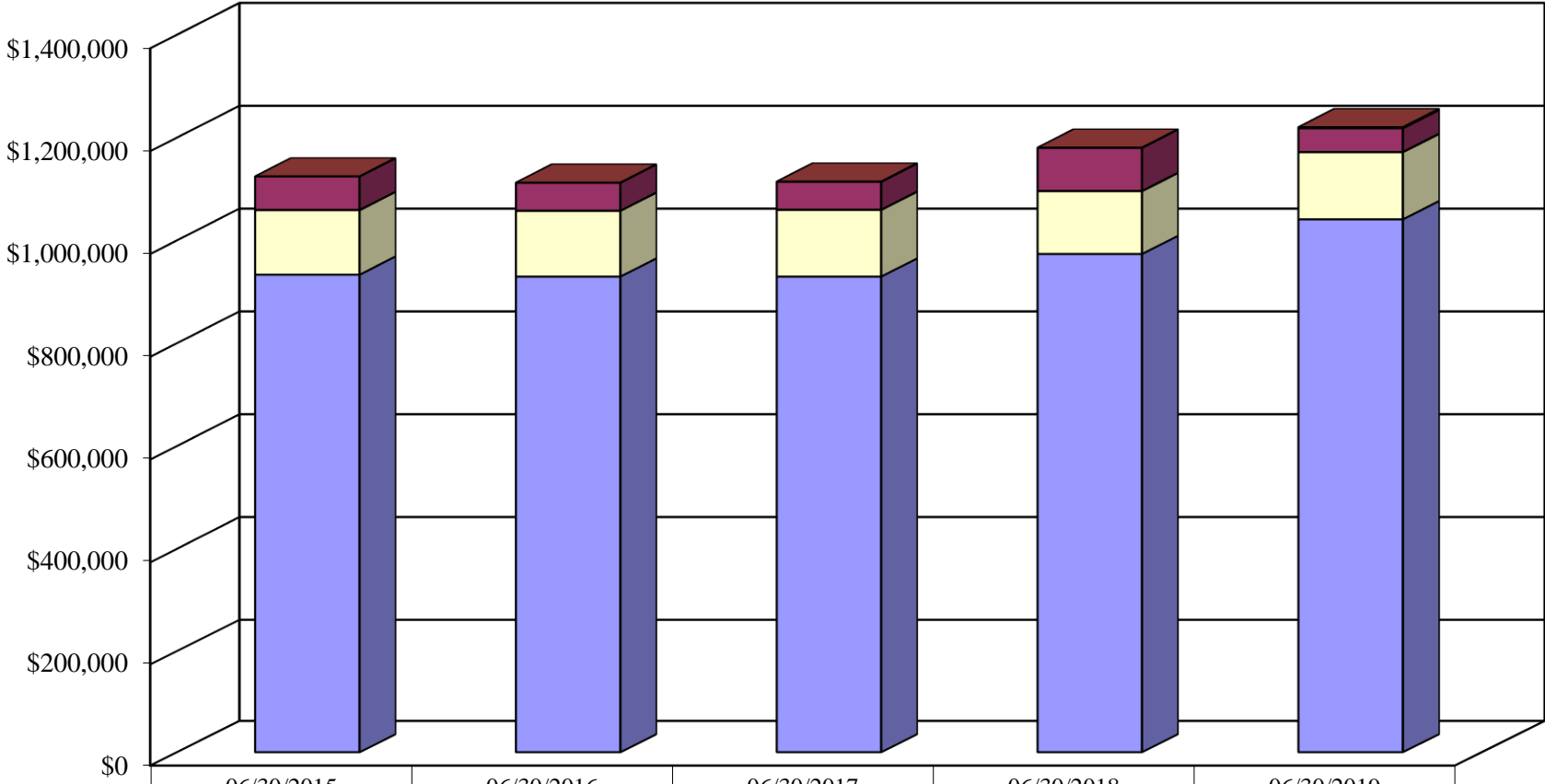
06/30/2018

**Unified School District No. 474
Haviland, Kansas
General & Supplemental General Fund Receipts**



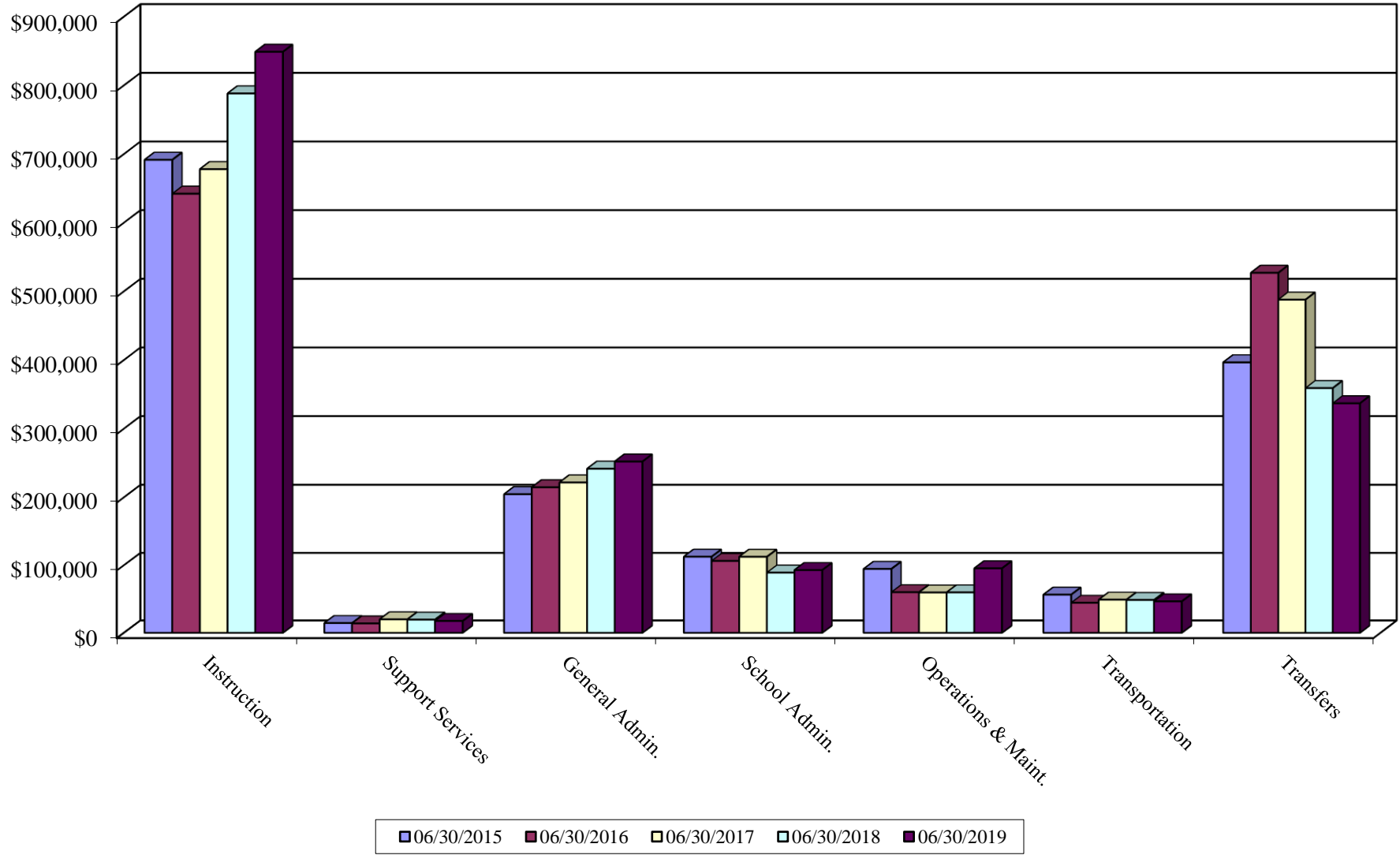
06/30/2019

**Unified School District No. 474
Haviland, Kansas
State Aid**

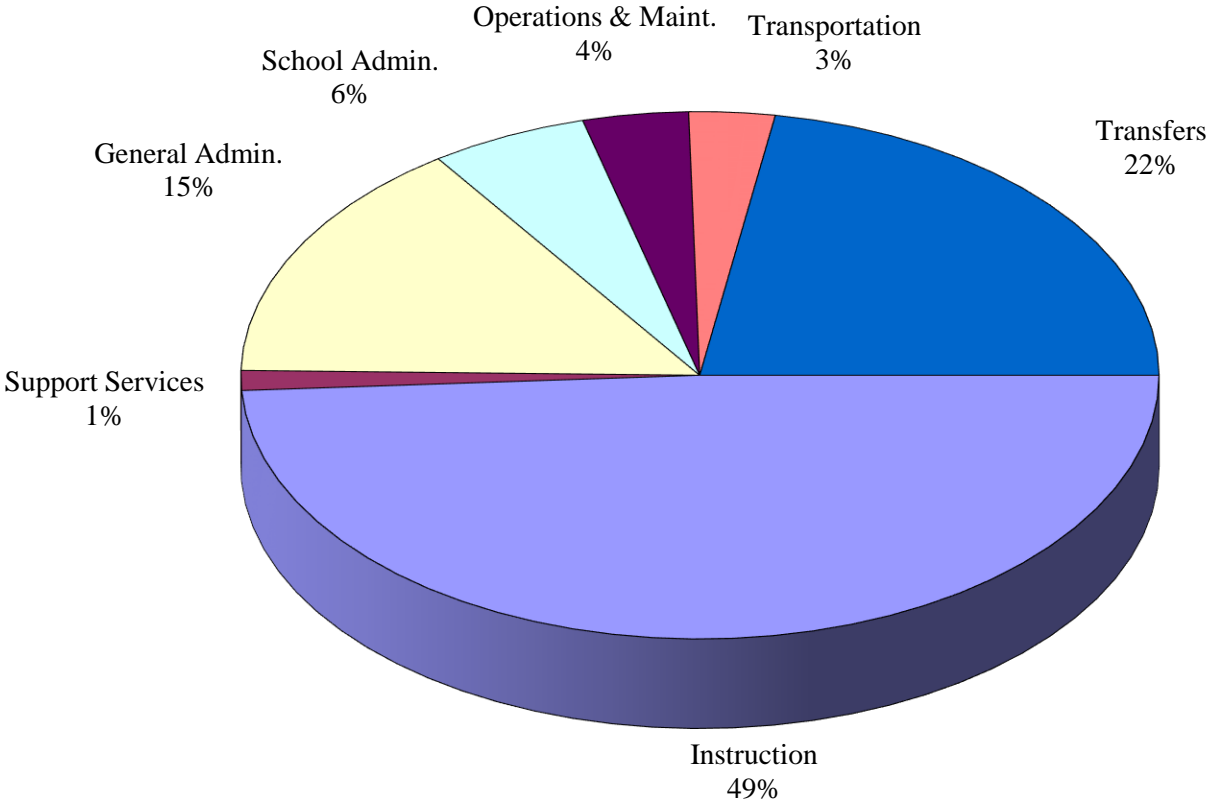


	06/30/2015	06/30/2016	06/30/2017	06/30/2018	06/30/2019
Other	0	0	300	200	1,958
KPERs Special Retirement	65,109	54,384	54,268	83,862	46,026
Food Assistance	405	360	414	436	460
Special Education	125,519	127,857	129,699	122,234	130,510
General	933,340	929,607	929,607	973,549	1,041,162

**Unified School District No. 474
Haviland, Kansas
General & Supplemental General Fund Expenditures**

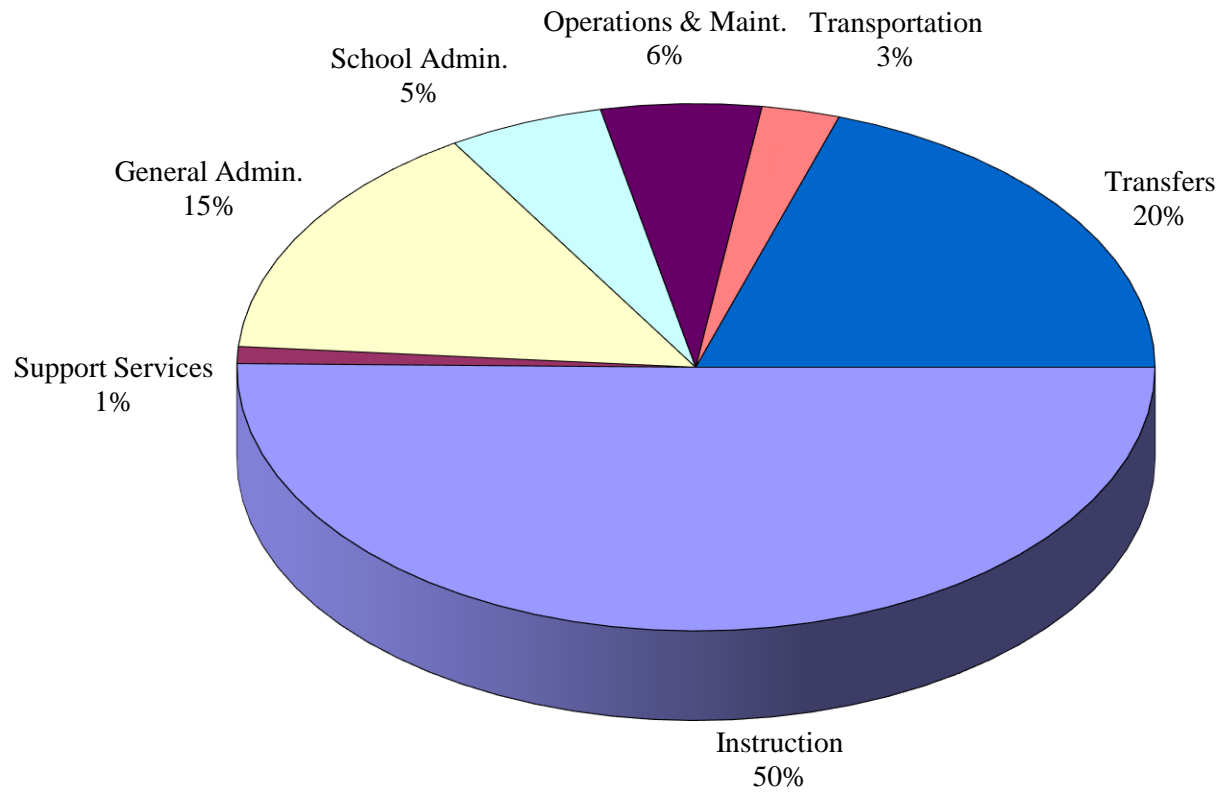


**Unified School District No. 474
Haviland, Kansas
General & Supplemental General Fund Expenditures**



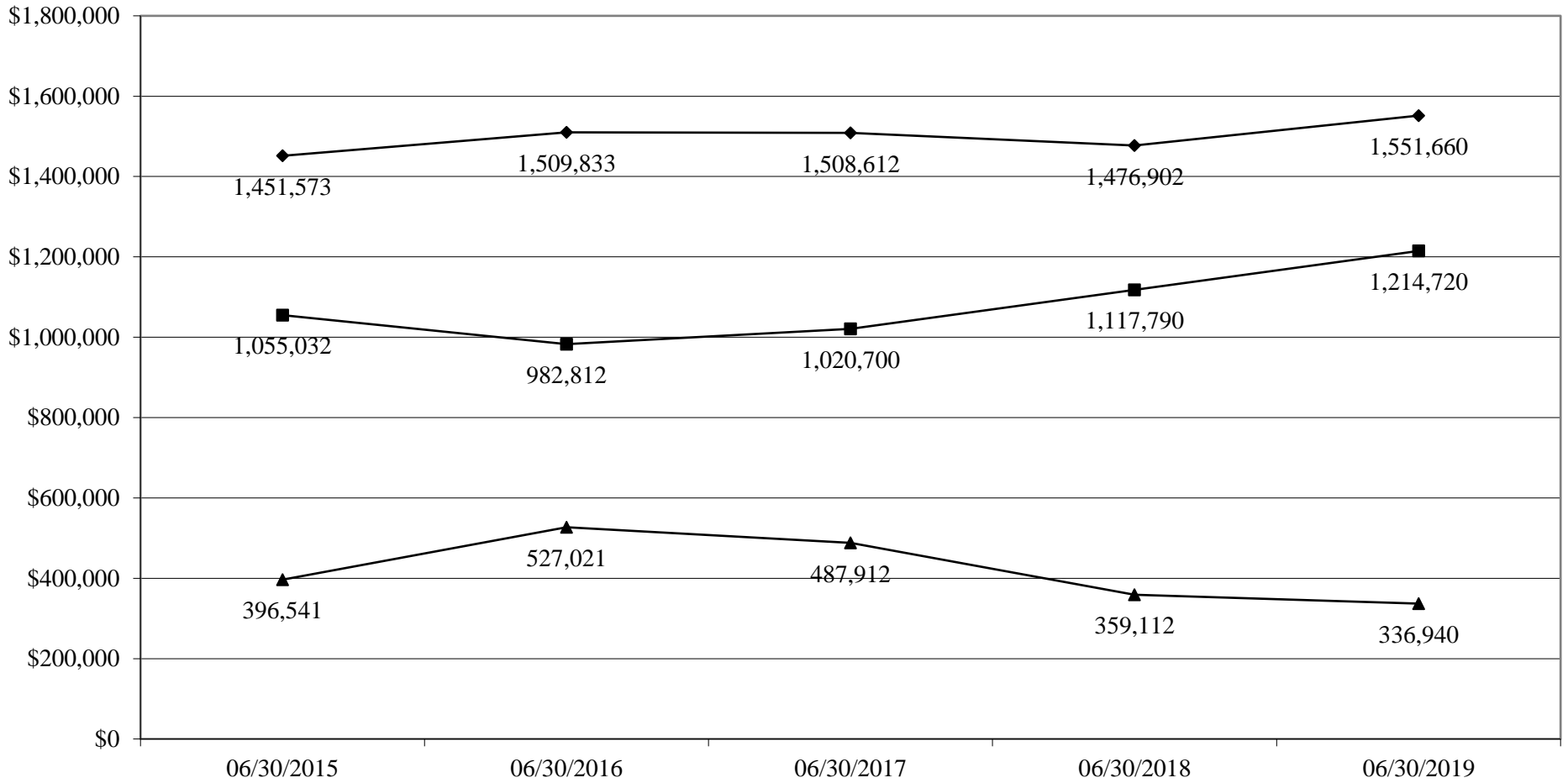
06/30/2018

**Unified School District No. 474
Haviland, Kansas
General & Supplemental General Fund Expenditures**



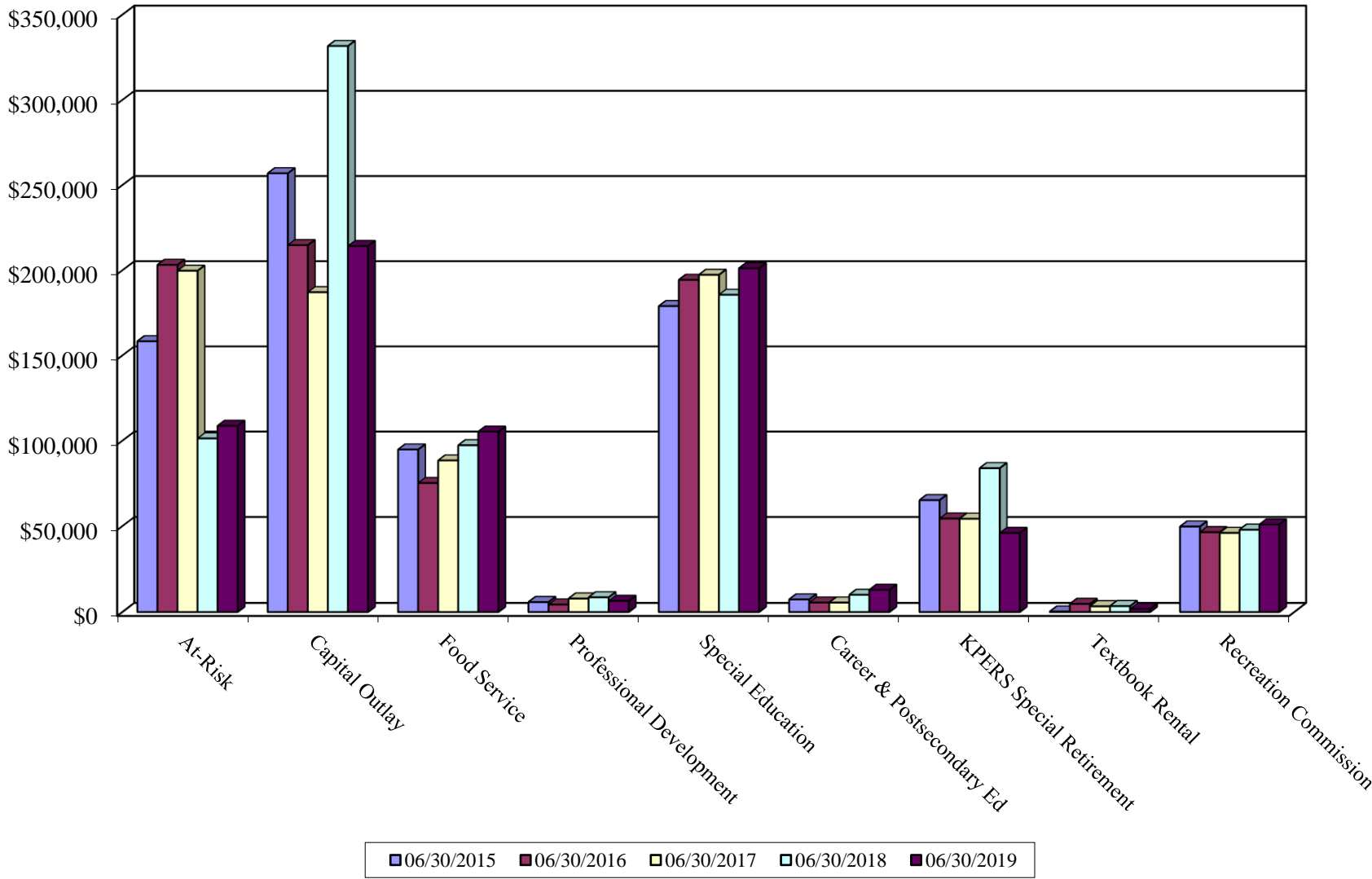
06/30/2019

**Unified School District No. 474
Haviland, Kansas
General & Supplemental General Fund Expenditures**

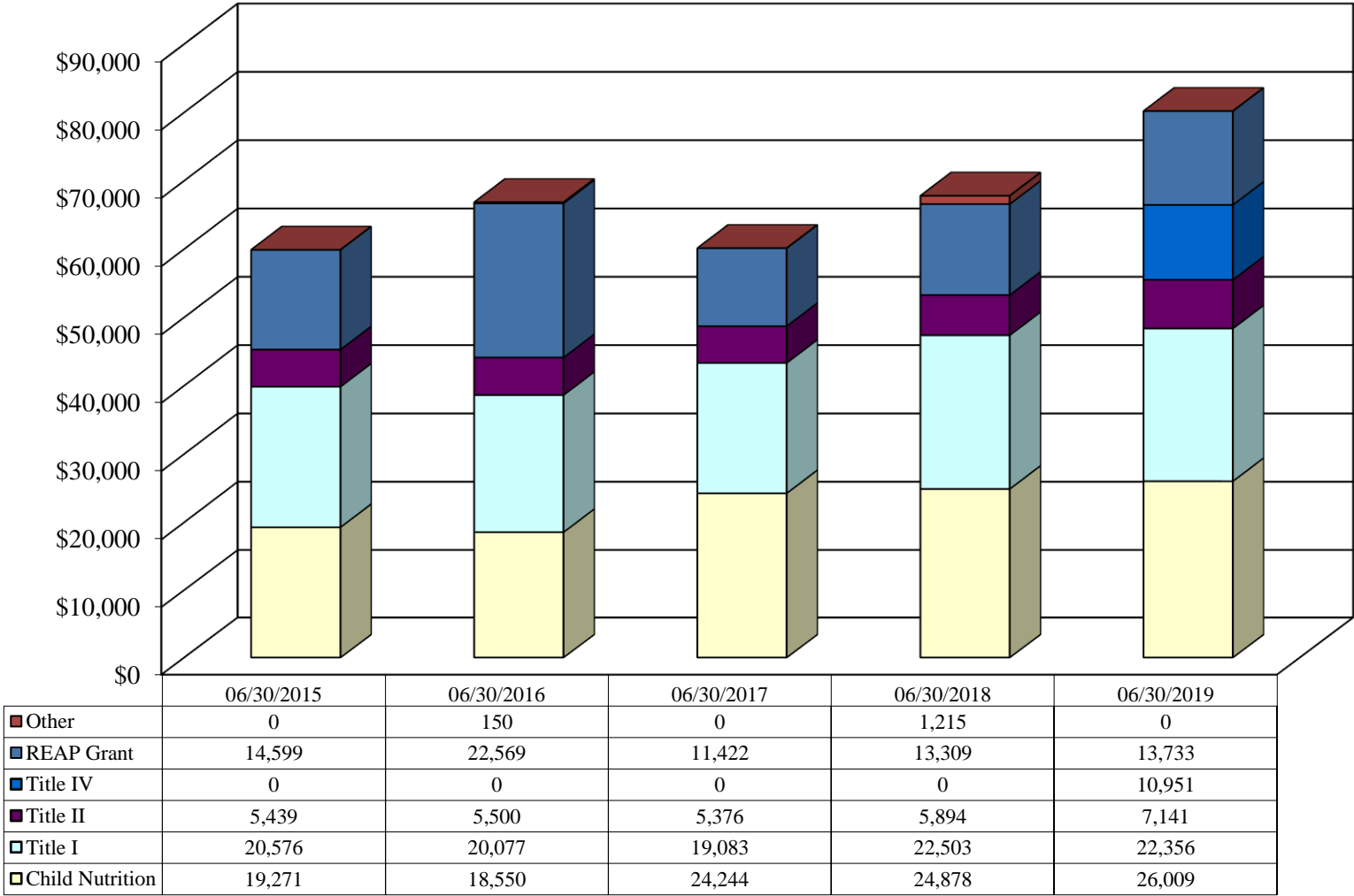


◆ Total Expenditures less Reimbursements ■ Net Expenditures ▲ Transfers

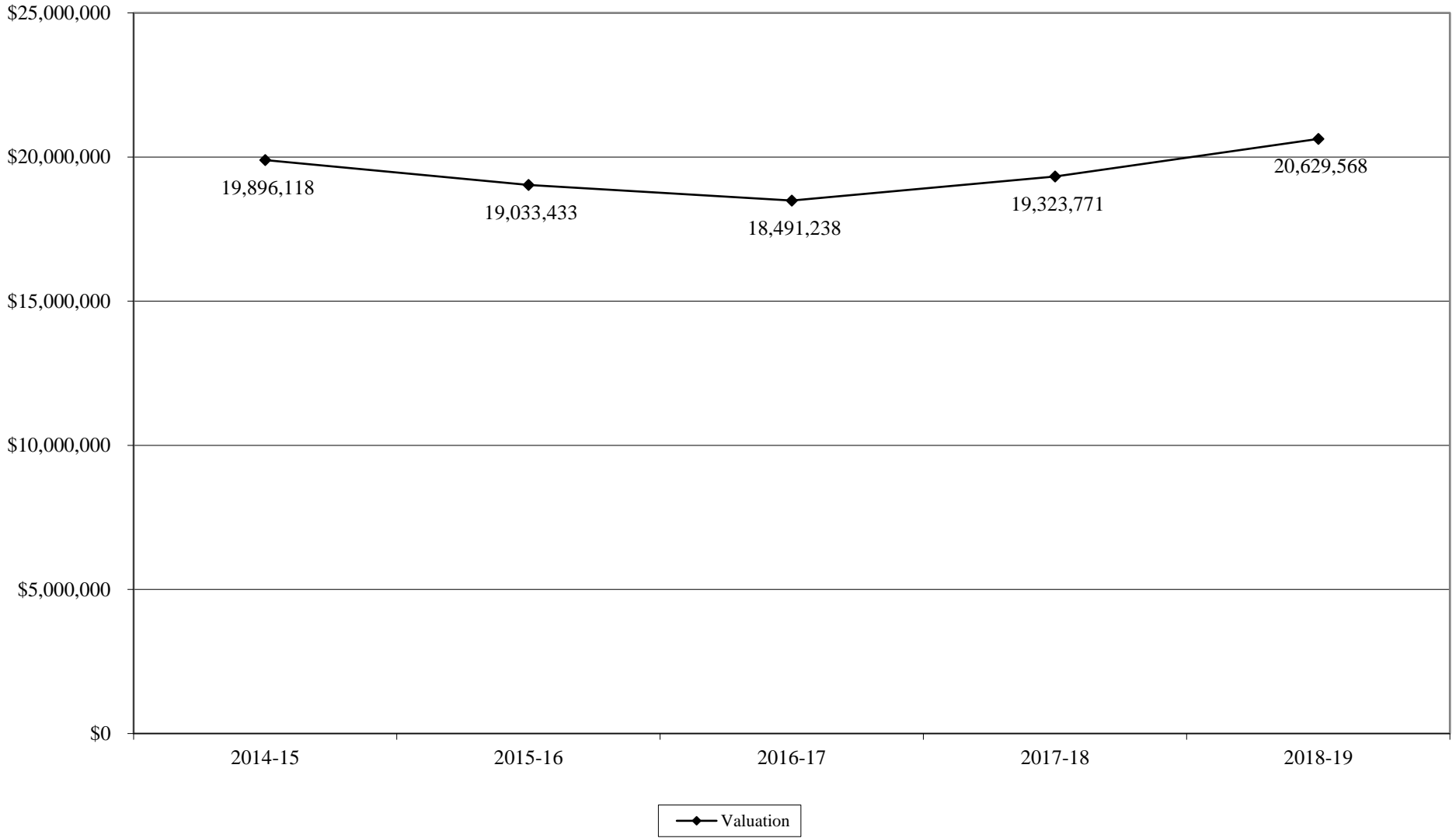
**Unified School District No. 474
Haviland, Kansas
Special Purpose Fund Expenditures - Selected Funds**



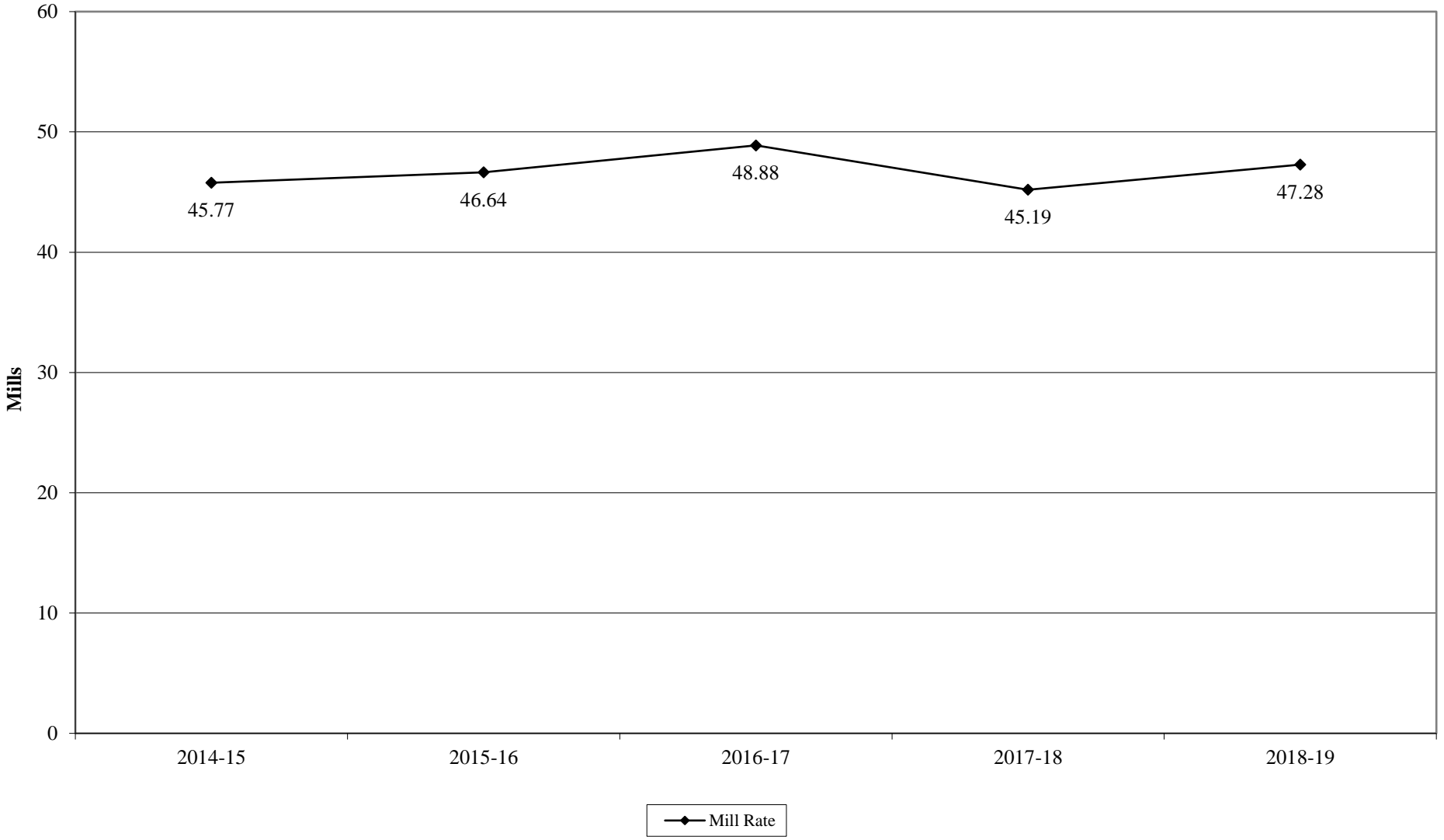
**Unified School District No. 474
Haviland, Kansas
Federal Aid**



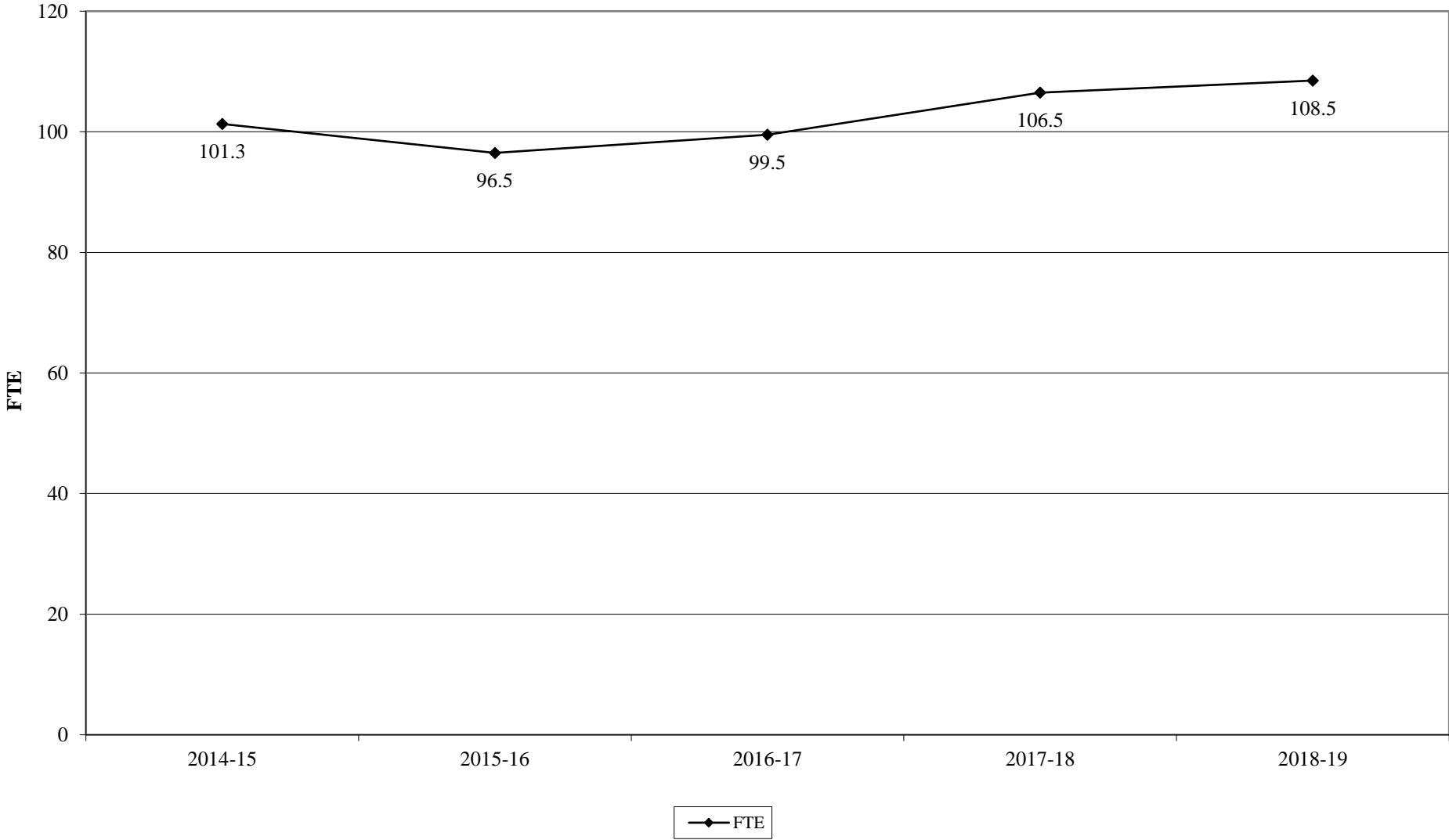
**Unified School District No. 474
Haviland, Kansas
Valuation**



**Unified School District No. 474
Haviland, Kansas
Mill Rate**



**Unified School District No. 474
Haviland, Kansas
FTE**



**Unified School District No. 474
Haviland, Kansas
General & Supplemental General Fund
Expenditures per Pupil**

