

Butler County Community College

Independent Auditor's Reports and Financial Statements

June 30, 2019 and 2018

Butler County Community College
El Dorado, Kansas

Board of Trustees

Ron Engelbrecht
Eileen Dreiling
Dr. Greg Joyce
Jim Howell
Doug Law
Lance Lechtenberg
Ken Bohon

Board Officers

Dr. Greg Joyce
Lance Lechtenberg
Jim Howell

Chairperson
Vice-Chairperson
Secretary/Treasurer

Administrative Officers

Kimberly Krull
Kent Williams
Lori Winningham
Tom Borrego
Bill Young
William Rinkenbaugh

President
Vice President of Finance
Vice President of Academics
Vice President of Advancement
Vice President of Digital Transformation/Chief Information Officer
Vice President of Student Services

Butler County Community College

June 30, 2019 and 2018

Contents

Independent Auditor's Report	1
Management's Discussion and Analysis	4
Basic Financial Statements	
Statements of Net Position.....	12
Statements of Revenues, Expenses and Changes in Net Position.....	13
Statements of Cash Flows – College.....	15
Statements of Fiduciary Net Position – Agency Funds.....	17
Notes to Financial Statements.....	18
Required Supplementary Information	
Schedule of the College's Proportionate Share of the Net Pension Liability – Kansas Public Employees Retirement System.....	52
Schedule of College Pension Contributions – Kansas Public Employees Retirement System.....	53
Schedule of Changes in the College's Total OPEB Liability and Related Ratios	54
Supplementary Information	
Schedule of Revenues, Expenses, Encumbrances and Changes in Fund Balance – Budget and Actual (Legal Basis)	
General Fund	55
Postsecondary Technical Education Fund	56
Adult Basic Education Fund.....	57
Adult Supplementary Education Fund.....	58
Motorcycle Driver Safety Fund.....	59
Capital Outlay.....	60
Auxiliary Enterprises	62
Combining Statement of Changes in Assets and Liabilities – All Agency Funds	63

Independent Auditor's Report

Board of Trustees
Butler County Community College
El Dorado, Kansas

Report on the Financial Statements

We have audited the accompanying financial statements of the business-type activities, the discretely presented component unit, and the fiduciary activities of Butler County Community College (College), as of and for the years ended June 30, 2019 and 2018, and the related notes to the financial statements, which collectively comprise the College's basic financial statements as listed in the table of contents.

Management's Responsibility for the Financial Statements

Management is responsible for the preparation and fair presentation of these financial statements in accordance with accounting principles generally accepted in the United States of America; this includes the design, implementation and maintenance of internal control relevant to the preparation and fair presentation of financial statements that are free from material misstatement, whether due to fraud or error.

Auditor's Responsibility

Our responsibility is to express opinions on these financial statements based on our audits. We did not audit the financial statements of Butler Community College Foundation, Inc. (Foundation), which is the discretely presented component unit of the College. Those statements were audited by other auditors, whose report has been furnished to us, and our opinion, insofar as it relates to the amounts included for the Foundation, is based solely on the report of the other auditors. We conducted our audits in accordance with auditing standards generally accepted in the United States of America and the *Kansas Municipal Audit and Accounting Guide* (Guide). Those standards and the Guide require that we plan and perform the audit to obtain reasonable assurance about whether the financial statements are free from material misstatement.

An audit involves performing procedures to obtain audit evidence about the amounts and disclosures in the financial statements. The procedures selected depend on the auditor's judgment, including the assessment of the risks of material misstatement of the financial statements, whether due to fraud or error. In making those risk assessments, the auditor considers internal control relevant to the entity's preparation and fair presentation of the financial statements in order to design audit procedures that are appropriate in the circumstances, but not for the purpose of expressing an opinion on the effectiveness of the entity's internal control. Accordingly, we express no such opinion. An audit also includes evaluating the appropriateness of accounting policies used and the reasonableness of significant accounting estimates made by management, as well as evaluating the overall presentation of the financial statements.

We believe that the audit evidence we have obtained is sufficient and appropriate to provide a basis for our audit opinions.

Opinions

In our opinion, based on our audits and the report of the other auditors, the financial statements referred to above present fairly in all material respects, the respective financial position of the business-type activities, the discretely presented component unit, and the fiduciary activities of the College, as of June 30, 2019 and 2018, and the respective changes in financial position and, where applicable, cash flows thereof for the year then ended in accordance with accounting principles generally accepted in the United States of America.

Emphasis of Matter

As discussed in *Note 15* to the financial statements, the 2018 financial statements of the business-type activities have been restated to correct a misstatement. Our opinions are not modified with respect to this matter.

Other Matters

Required Supplementary Information

Accounting principles generally accepted in the United States of America require that the management's discussion and analysis, pension and other postemployment information as listed in the table of contents be presented to supplement the basic financial statements. Such information, although not a part of the basic financial statements, is required by the Governmental Accounting Standards Board, who considers it to be an essential part of financial reporting for placing the basic financial statements in an appropriate operational, economic or historical context. We have applied certain limited procedures to the required supplementary information in accordance with auditing standards generally accepted in the United States of America, which consisted of inquiries of management about the methods of preparing the information and comparing the information for consistency with management's responses to our inquiries, the basic financial statements and other knowledge we obtained during our audit of the basic financial statements. We do not express an opinion or provide any assurance on the information because the limited procedures do not provide us with sufficient evidence to express an opinion or provide any assurance.

Other Information

Our audits were conducted for the purpose of forming opinions on the financial statements that collectively comprise the College's basic financial statements. The schedules listed in the table of contents as supplementary information, are presented for purposes of additional analysis and are not a required part of the basic financial statements.

The supplementary information is the responsibility of management and was derived from and relates directly to the underlying accounting and other records used to prepare the basic financial statements. Such information has been subjected to the auditing procedures applied in the audit of the basic financial statements and certain additional procedures, including comparing and reconciling such information directly to the underlying accounting and other records used to prepare the basic financial statements or to the basic financial statements themselves, and other additional procedures in accordance with auditing standards generally accepted in the United States of America. In our opinion, the supplementary information is fairly stated in all material respects in relation to the basic financial statements as a whole.

BKD, LLP

Wichita, Kansas
January 13, 2020

Butler County Community College

Management's Discussion and Analysis

Years Ended June 30, 2019 and 2018

Overview of Financial Statements and Financial Analysis

Management's discussion and analysis is an overview of the financial position and financial activities of Butler County Community College (College). The College's management prepared this discussion. It should be read in conjunction with the financial statements and notes that follow.

The College prepared the financial statements in accordance with Governmental Accounting Standards Board (GASB) Statement No. 35, *Basic Financial Statements - and Management's Discussion and Analysis - for Public Colleges and Universities*. GASB Statement No. 35 establishes standards for external financial reporting for public colleges and universities and requires that the financial statements be presented to focus on the College as a whole.

As defined by generally accepted accounting principles established by GASB, the financial reporting entity consists of the College, as well as its component unit, the Butler Community College Foundation, Inc. The following discussion focuses on the College; separately issued audited financial statements for the Foundation can be obtained as discussed in *Note 1*.

Financial statements for fiscal years 2019 and 2018 are presented; comparative data for fiscal years 2018 and 2017 are discussed. The emphasis of discussions concerning these statements will be for the current year data. There are three financial statements presented: the Statements of Net Position; the Statements of Revenues, Expenses, and Changes in Net Position; and the Statements of Cash Flows. Each one of these statements will be discussed.

Statements of Net Position

The Statements of Net Position present the Assets (current and noncurrent) and Deferred Outflows, Liabilities (current and noncurrent) and Deferred Inflows, and Net Position at the end of the fiscal year. The purpose of the Statements of Net Position is to present to the readers of the financial statements a fiscal snapshot of Butler County Community College. The difference between current and noncurrent assets will be discussed in the footnotes to the financial statements.

From the data presented, readers of the Statements of Net Position are able to determine the assets available to continue the operations of the College. They are also able to determine how much the College owes vendors, employees, and lending institutions. Finally, the Statements of Net Position provide a picture of the net position and the availability for use by the College.

Net position is divided into three major categories. The first category, Net Investment in Capital Assets, provides the College's equity in or ownership of capital assets. The next category is Restricted Net Position, which is divided into two categories, nonexpendable and expendable. Nonexpendable restricted net position includes endowments. The corpus of nonexpendable restricted resources is only available for investment purposes. Expendable restricted net position is available for use by the College, but must be spent for purposes as determined by donors and/or external entities that have placed time or purpose restrictions on the use of the assets. The final category is Unrestricted Net Position. Unrestricted assets are available to the College for any lawful purpose.

Condensed Statements of Net Position (in thousands)

	2019	2018 *	2017 *	2019 vs. 2018 Increase (Decrease)	2018 * vs. 2017 Increase (Decrease)
Current assets	\$ 26,268	\$ 24,910	\$ 23,916	\$ 1,358	\$ 994
Noncurrent assets	65,065	58,699	60,891	6,366	(2,192)
Deferred outflows	431	550	212	(119)	338
Total assets and deferred outflows of resources	91,764	84,159	85,019	7,605	(860)
Current liabilities	5,130	6,349	7,611	(1,219)	(1,262)
Noncurrent liabilities	24,793	19,401	21,513	5,392	(2,112)
Deferred inflows	1,413	858	578	555	280
Total liabilities and deferred inflows of resources	31,336	26,608	29,702	4,728	(3,094)
Net investment in capital assets	32,203	37,854	35,973	(5,651)	1,881
Restricted - expendable	-	16	130	(16)	(114)
Unrestricted	28,225	19,681	19,214	8,544	467
Total net position	\$ 60,428	\$ 57,551	\$ 55,317	\$ 2,877	\$ 2,234

* During 2019, the College retroactively recalculated the OPEB liability and OPEB deferred inflows of resources based on full-time hire dates.

Changes to Total Assets and Deferred Outflows of Resources

The total assets of the College increased by approximately \$7,605,000 primarily related to proceeds from new debt, which will be used for the purchase of capital assets.

Changes to Total Liabilities and Deferred Inflows of Resources

The total liabilities of the College for the year have increased by approximately \$4,728,000. This change is attributed to new debt issued for the Series 2019 lease purchase agreement.

Changes to Net Position

The final section of the Statements of Net Position reflects the changes of balances from one year to the next which reflects the net growth or contraction of the College over time with each category reflecting the varying degrees of liquidity and restrictions for which these assets are available to be used.

The net asset category “Net investment in capital assets” reflects overall changes to the buildings, equipment and other capital assets net of depreciation and net of the liabilities associated with those assets. During fiscal 2019, the net investment in capital assets decreased by approximately \$5,651,000. Along with the combination of a decrease in restricted-expendable net position of approximately \$16,000 and an increase in unrestricted net position of approximately \$8,544,000, overall net position of the College increased approximately \$2,877,000.

Statements of Revenues, Expenses and Changes in Net Position

Changes in total net position as presented on the Statements of Net Position are based on activity presented in the Statements of Revenues, Expenses, and Changes in Net Position. The purpose of the statements is to present the revenues received by the College, both operating and nonoperating, and the expenses paid by the College, operating and nonoperating, and gains and losses incurred by the institution.

Generally speaking, operating revenues are received for providing goods and services to the various customers and constituencies of the College. Operating expenses are those expenses paid to acquire or produce the goods and services provided in return for the operating revenues, and to carry out the mission of the College. Revenues received for which goods and services are not provided are reported as nonoperating revenues. For example, local property tax revenue and state operating grant revenue are two examples of nonoperating revenues where the local taxpayers and state legislature, respectively, do not directly receive goods and services in exchange for the revenue.

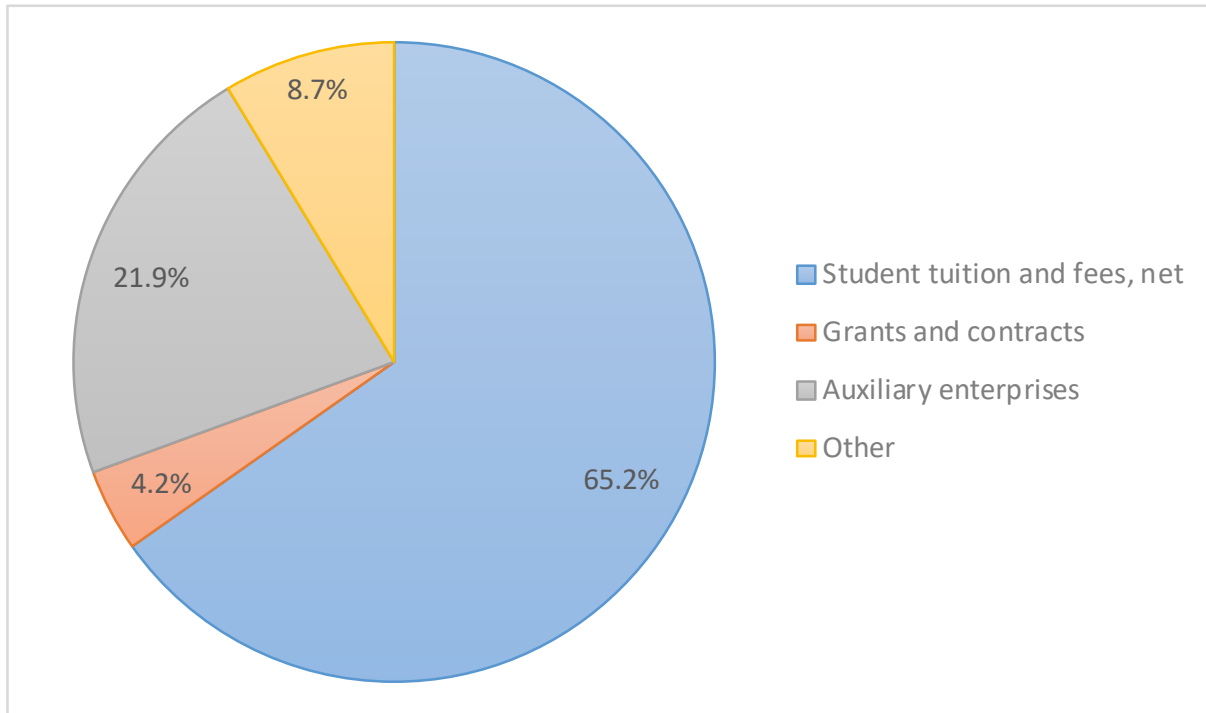
State appropriations and tax revenues are necessary to maintain a balanced operation at the College. Since these revenues are not classified as operating, the College (like most public colleges and universities) experienced an operating loss. The College's operating loss under this method of presentation was approximately \$42,014,000 and \$42,218,000 in fiscal years 2019 and 2018, respectively.

Condensed Statements of Revenues, Expenses and Changes in Net Position (in thousands)

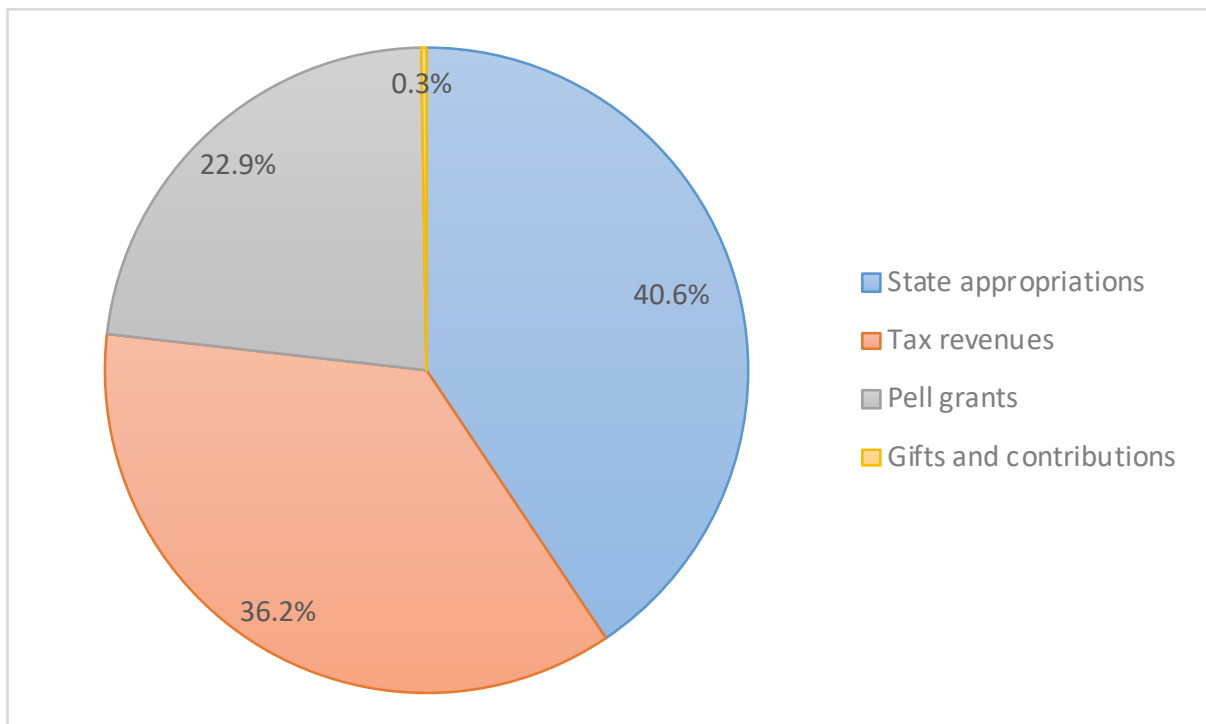
	2019	2018 *	2017 *	2019 vs. 2018 Increase (Decrease)	2018 * vs. 2017 Increase (Decrease)
Operating revenue	\$ 26,802	\$ 27,302	\$ 28,288	\$ (500)	\$ (986)
Operating expenses	<u>68,816</u>	<u>69,520</u>	<u>70,106</u>	<u>(704)</u>	<u>(586)</u>
Operating loss	(42,014)	(42,218)	(41,818)	204	(400)
Nonoperating revenues (expenses)	<u>44,891</u>	<u>44,452</u>	<u>47,588</u>	<u>439</u>	<u>(3,136)</u>
Increase (decrease) in net position	2,877	2,234	5,770	643	(3,536)
Net position, beginning of year	<u>57,551</u>	<u>55,317</u>	<u>49,547</u>	<u>2,234</u>	<u>5,770</u>
Net position, end of year	<u>\$ 60,428</u>	<u>\$ 57,551</u>	<u>\$ 55,317</u>	<u>\$ 2,877</u>	<u>\$ 2,234</u>

* During 2019, the College retroactively recalculated the OPEB liability and OPEB deferred inflows of resources based on full-time hire dates.

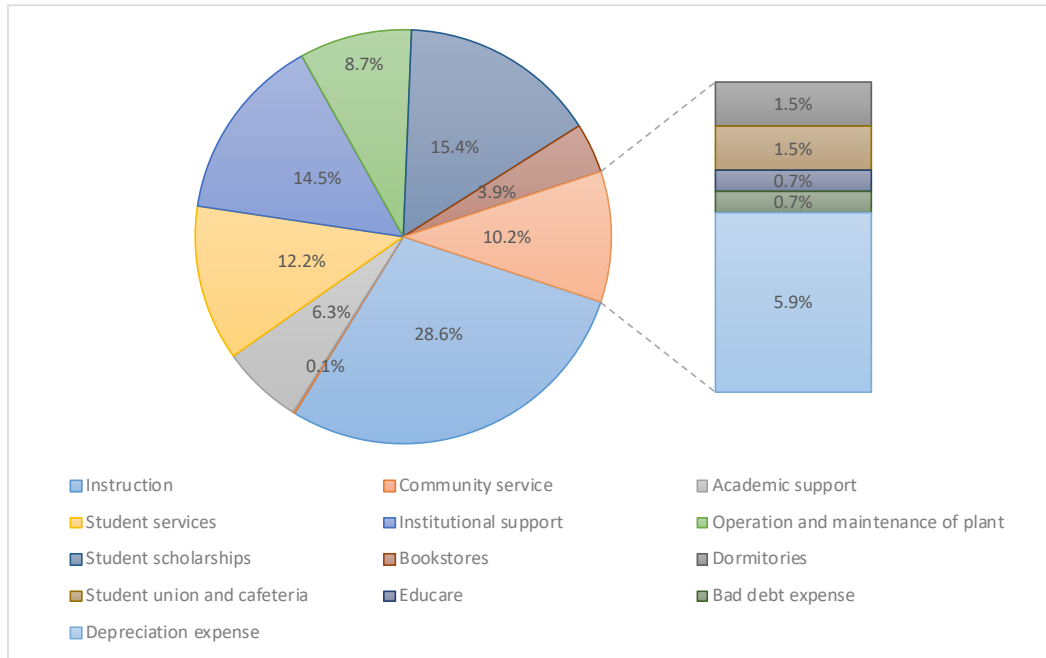
Operating Revenues by Source



Nonoperating Revenues by Major Source



Operating Expenses by Program



Operating Expenses	Percent of Total
Instruction	28.6%
Community service	0.1%
Academic support	6.3%
Student services	12.2%
Institutional support	14.5%
Operation and maintenance of plant	8.7%
Student scholarships	15.4%
Bookstores	3.9%
Dormitories	1.5%
Student union and cafeteria	1.5%
Educare	0.7%
Bad debt expense	0.7%
Depreciation expense	5.9%

Statements of Cash Flows

The final statements presented are the Statements of Cash Flows. These statements present detailed information about the cash activity of the College during the year. These statements are divided into five parts. The first part reflects operating cash flows and shows the net cash used by the operating activities of the College. The second section identifies cash flows from noncapital financing activities. This section reflects the cash received and spent for nonoperating, noninvesting, and noncapital financing purposes. The third section provides information on cash flows from capital and related financing activities. This section identifies the cash used for the acquisition and construction of capital and related items. The fourth section describes the cash flows from investing activities and shows the purchases, proceeds, and interest received from investing activities. The fifth section reconciles the net cash used by operating activities to the operating income or loss reflected on the Statements of Revenues, Expenses, and Changes in Net Position.

Condensed Statements of Cash Flows (in thousands)

	2019	2018	2017
Cash flows from:			
Operating activities	\$ (35,633)	\$ (36,555)	\$ (34,461)
Noncapital financing activities	41,684	41,691	41,039
Capital financing activities	1,359	(6,384)	84
Investing activities	(6,144)	2,323	(4,788)
Net increase (decrease) in cash	1,266	1,075	1,874
Cash, beginning of year	22,296	21,221	19,347
Cash, end of year	<u>\$ 23,562</u>	<u>\$ 22,296</u>	<u>\$ 21,221</u>

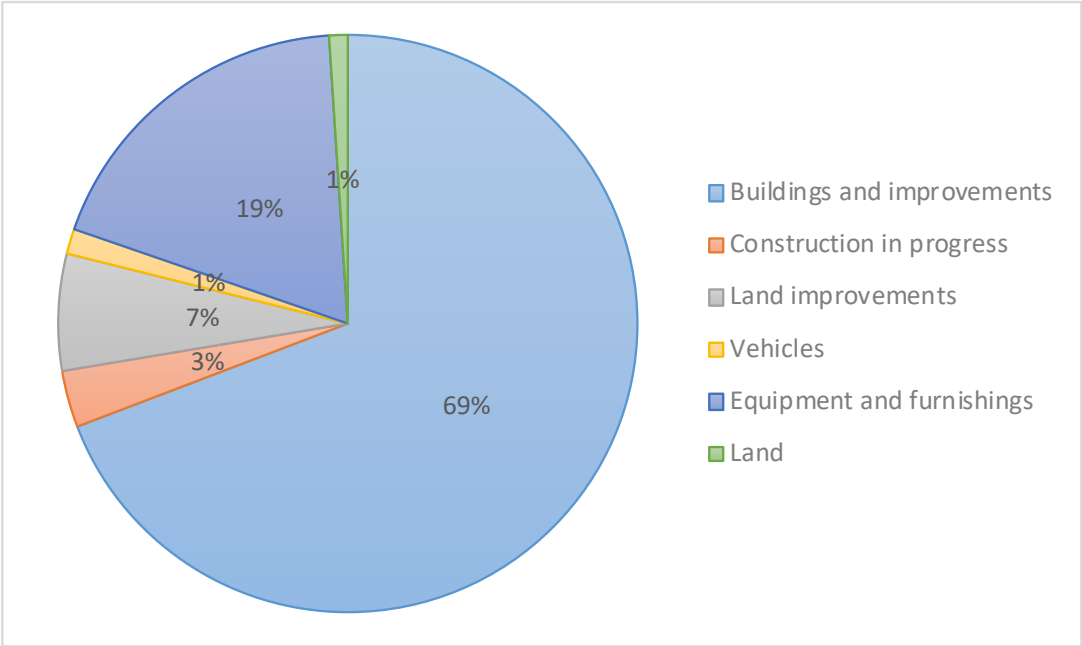
Significant sources of cash included local property taxes, the state operating grant and tuition and fees. Significant uses of cash were payments to suppliers and vendors, payments to employees, employee benefits, payments for scholarships, capital assets and purchases of investments.

The cash position of the College increased by approximately \$1,266,000 for the fiscal year ended June 30, 2019, compared to an increase of \$1,075,000 for the fiscal year ended June 30, 2018.

Capital Asset and Debt Administration

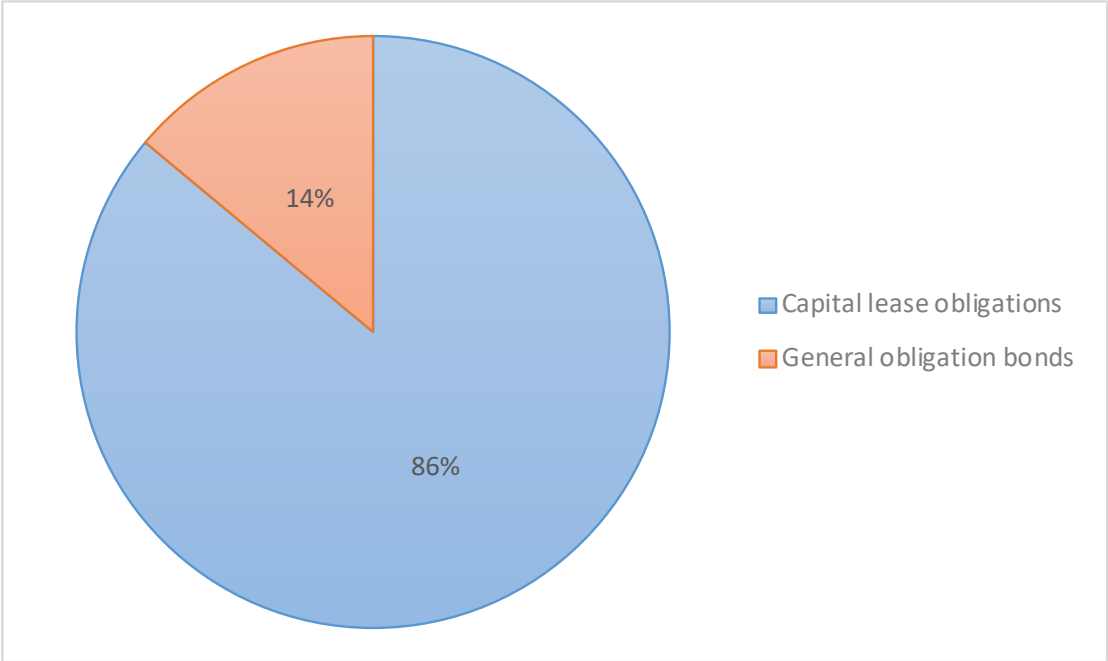
At fiscal year-end, the College had approximately \$90,550,000 of capital assets, with accumulated depreciation of approximately \$39,818,000. Related depreciation charges of approximately \$4,068,000 were recognized in the fiscal year 2019. More detailed financial activity related to the changes in Capital Assets is presented in *Note 4*.

Capital Asset Categories



The chart below summarizes the various debt instruments utilized by the College.

Categories of Debt



Economic Outlook

The College's financial condition continues to be strong. The economic outlook for institutions of higher education remains challenging nationally due to the costs associated with providing accredited higher education to students.

The Board of Trustees has approved a Capital Outlay levy of 2 mills which will sunset in 3 years. The funds from this levy will be used to improve the information technology infrastructure of the College. The Capital Outlay levy will now sunset in 2 years.

Butler County Community College
Statements of Net Position
June 30, 2019 and 2018

Assets and Deferred Outflows of Resources

	<u>College</u>		<u>Foundation</u>	
	<u>2019</u>	<u>2018 (Restated - Note 15)</u>	<u>2019</u>	<u>2018</u>
Current Assets				
Cash and investments	\$ 23,562,049	\$ 22,296,266	\$ 2,417,517	\$ 1,792,997
Accounts receivable, net of allowance for doubtful accounts of \$6,365,883 in 2019 and \$5,898,594 in 2018	1,660,721	1,474,649	-	-
Receivables from federal and state governments	69,208	16,015	-	-
Current portion of pledges receivable	-	-	322,921	373,688
Prepaid expenses	383,739	269,743	-	-
Bookstore inventory	591,935	852,885	-	-
Total current assets	<u>26,267,652</u>	<u>24,909,558</u>	<u>2,740,438</u>	<u>2,166,685</u>
 Noncurrent Assets				
Investments	9,187,455	2,706,929	11,904,412	11,801,395
Pledges receivable	-	-	241,565	491,948
Cash surrender value of life insurance	-	-	25,596	25,224
Investment in joint venture	5,144,835	5,144,835	-	-
Capital assets, net of accumulated depreciation				
Land and construction in progress	3,811,669	4,634,957	-	-
Other capital assets, net of accumulated depreciation	46,920,555	46,212,559	1,674	3,680
Total noncurrent assets	<u>65,064,514</u>	<u>58,699,280</u>	<u>12,173,247</u>	<u>12,322,247</u>
 Deferred Outflows of Resources				
Deferred outflows - pensions	431,722	549,507	-	-
Total deferred outflows of resources	<u>431,722</u>	<u>549,507</u>	<u>-</u>	<u>-</u>
Total assets and deferred outflows of resources	<u>\$ 91,763,888</u>	<u>\$ 84,158,345</u>	<u>\$ 14,913,685</u>	<u>\$ 14,488,932</u>

See Notes to Financial Statements

Liabilities and Deferred Inflows of Resources

	College		Foundation	
	2019	2018 (Restated - Note 15)	2019	2018
Current Liabilities				
Accounts payable	\$ 1,154,764	\$ 1,633,215	\$ 27,154	\$ 41,985
Compensated absences payable	1,000,000	1,397,973	-	-
Accrued salaries	154,631	160,858	-	-
Deposits held in custody for others	36,602	45,074	-	-
Accrued interest payable	91,097	59,212	-	-
Unearned revenue	905,131	926,624	-	-
Current portion of annuity payable	-	-	5,800	7,250
Current portion of long-term debt	1,788,467	2,126,136	2,618	2,190
Total current liabilities	5,130,692	6,349,092	35,572	51,425
Noncurrent Liabilities				
Long-term debt	16,649,735	10,808,202	484	3,102
Long-term compensated absences payable	1,041,730	1,012,326	-	-
Net pension liability	632,843	865,336	-	-
Total OPEB liability	6,468,407	6,715,348	-	-
Long-term annuity payable	-	-	37,601	39,914
Total noncurrent liabilities	24,792,715	19,401,212	38,085	43,016
Deferred Inflows of Resources				
Deferred inflows - pensions	312,824	204,481	-	-
Deferred inflows - OPEB	1,100,125	653,013	-	-
Total deferred inflows of resources	1,412,949	857,494	-	-
Total liabilities and deferred inflows of resources	31,336,356	26,607,798	73,657	94,441
Net Position				
Net investment in capital assets	32,202,925	37,853,966	1,674	3,680
Restricted - expendable				
For capital projects	-	-	436,747	444,221
For scholarships, instruction and other	-	16,015	2,485,368	2,688,919
For college support	-	-	886,384	887,654
Restricted - non-expendable				
For scholarships, instruction and other	-	-	8,956,912	8,456,582
For college support	-	-	1,388,747	1,369,790
Unrestricted	28,224,607	19,680,566	684,196	543,645
Total net position	60,427,532	57,550,547	14,840,028	14,394,491
Total liabilities, deferred inflows of resources and net position	\$ 91,763,888	\$ 84,158,345	\$ 14,913,685	\$ 14,488,932

Butler County Community College
Statements of Revenues, Expenses and Changes in Net Position
Years Ended June 30, 2019 and 2018

	College		Foundation	
	2019	2018 (Restated - Note 15)	2019	2018
Operating Revenues				
Student tuition and fees, net of scholarship allowances of \$2,764,863 in 2019 and \$2,354,755 in 2018	\$ 17,461,008	\$ 18,315,785	\$ -	\$ -
Federal and state grants and contracts	1,122,643	912,459	-	-
Gifts and contributions	-	-	1,643,558	1,401,456
Auxiliary enterprises				
Bookstores, net of scholarship allowances of \$508,200 in 2019 and \$512,693 in 2018	3,209,444	3,947,864	-	-
Dormitories, net of scholarship allowances of \$228,975 in 2019 and \$159,230 in 2018	1,446,052	1,226,114	-	-
Student union and cafeteria, net of scholarship allowances of \$120,297 in 2019 and \$84,316 in 2018	759,716	649,253	-	-
Educare	474,111	490,435	-	-
Net investment return	-	-	606,797	899,641
Other	2,329,119	1,760,479	-	-
Total operating revenues	26,802,093	27,302,389	2,250,355	2,301,097
Operating Expenses				
Instruction	19,706,540	20,710,834	-	-
Community service	103,098	114,438	-	-
Academic support	4,354,300	4,223,844	535,004	769,596
Student services	8,360,491	7,710,804	-	-
Institutional support	9,995,585	12,122,063	316,877	357,880
Operation and maintenance of plant	6,009,360	3,551,141	-	-
Student scholarships	10,575,975	11,318,652	741,323	504,272
Fund raising	-	-	209,608	225,227
Auxiliary enterprises				
Bookstores	2,679,730	3,316,686	-	-
Dormitories	1,017,578	828,625	-	-
Student union and cafeteria	1,006,210	1,049,983	-	-
Educare	472,877	484,325	-	-
Bad debt expense	467,166	262,463	-	-
Depreciation expense	4,067,543	3,827,583	2,006	2,419
Total operating expenses	68,816,453	69,521,441	1,804,818	1,859,394
Operating Income (Loss)	(42,014,360)	(42,219,052)	445,537	441,703

Butler County Community College
Statements of Revenues, Expenses and Changes in Net Position (Continued)
Years Ended June 30, 2019 and 2018

	College		Foundation	
	2019	2018 (Restated - Note 15)	2019	2018
Nonoperating Revenues (Expenses)				
State appropriations	\$ 18,217,067	\$ 17,782,464	\$ -	\$ -
Tax revenues	16,252,370	15,463,841	-	-
Pell grants	10,298,132	11,165,284	-	-
Gifts and contributions	117,985	250,000	-	-
Investment income	336,434	139,542	-	-
Interest on capital asset-related debt	(310,539)	(309,468)	-	-
Loss on disposal of assets	(20,104)	(39,121)	-	-
	44,891,345	44,452,542	-	-
Total nonoperating revenues (expenses)				
	44,891,345	44,452,542	-	-
Increase in Net Position	2,876,985	2,233,490	445,537	441,703
Net Position, Beginning of Year	57,550,547	55,317,057	14,394,491	13,952,788
Net Position, End of Year	\$ 60,427,532	\$ 57,550,547	\$ 14,840,028	\$ 14,394,491

Butler County Community College
Statements of Cash Flows – College
Years Ended June 30, 2019 and 2018

	2019	2018 (Restated - Note 15)
Operating Activities		
Tuition and fees	\$ 17,253,443	\$ 18,313,876
Grants and contracts	1,069,450	761,902
Payments to suppliers and employees	(51,598,955)	(52,386,395)
Payments for scholarships	(10,575,975)	(11,318,652)
Auxiliary enterprise charges		
Bookstores	3,209,444	3,947,864
Dormitories	1,446,052	1,226,114
Student union and cafeteria	759,716	649,253
Educare	474,111	490,435
Other	2,329,119	1,760,479
	<u>(35,633,595)</u>	<u>(36,555,124)</u>
Noncapital Financing Activities		
Tax receipts	16,252,370	15,463,841
State appropriations	15,154,013	15,101,088
Other	10,278,028	11,126,163
	<u>41,684,411</u>	<u>41,691,092</u>
Capital and Related Financing Activities		
Donations received from Foundation	117,985	250,000
Proceeds from long-term debt	8,260,000	-
Principal paid on long-term debt	(2,756,136)	(2,505,117)
Interest paid on long-term debt	(310,539)	(309,468)
Purchase of capital assets	(3,952,251)	(3,819,164)
	<u>1,359,059</u>	<u>(6,383,749)</u>
Investing Activities		
Investment income	336,434	139,542
Proceeds from sales and maturities of investments	1,771,566	2,224,721
Purchases of investments	(8,252,092)	(41,150)
	<u>(6,144,092)</u>	<u>2,323,113</u>
Increase in Cash and Cash Equivalents	1,265,783	1,075,332
Cash and Cash Equivalents, Beginning of Year	<u>22,296,266</u>	<u>21,220,934</u>
Cash and Cash Equivalents, End of Year	<u>\$ 23,562,049</u>	<u>\$ 22,296,266</u>

Butler County Community College
Statements of Cash Flows – College (Continued)
Years Ended June 30, 2019 and 2018

	2019	2018 (Restated - Note 15)
Reconciliation of Net Operating Loss to Net Cash Used in Operating Activities		
Operating loss	\$ (42,014,360)	\$ (42,219,052)
Adjustments to reconcile net operating loss to net cash flow from operating activities:		
Depreciation expense	4,067,543	3,827,583
State on-behalf payments for employee benefits	3,063,054	2,681,376
Changes in assets, deferred outflows, liabilities and deferred inflows:		
Accounts receivable	(186,072)	(27,772)
Receivable from federal and state governments	(53,193)	150,557
Inventories	260,950	37,194
Prepaid expenses	(113,996)	(78,192)
Deferred outflows - pensions	117,785	(338,234)
Accounts payable and accrued expenses	(829,834)	(767,265)
Post retirement benefits	(479,434)	(75,775)
Unearned revenue	(21,493)	(25,863)
Deferred inflows - pensions	108,343	(20,709)
Deferred inflows - OPEB	447,112	301,028
	<u>\$ (35,633,595)</u>	<u>\$ (36,555,124)</u>

Butler County Community College
Statements of Fiduciary Net Position
Agency Funds
Years Ended June 30, 2019 and 2018

	2019	2018
Assets		
Cash	\$ 547,576	\$ 467,683
Due from other governments	-	2,250
Total assets	\$ 547,576	\$ 469,933
 Liabilities		
Accrued liabilities	\$ 16,455	\$ 16,777
Due to other governments	531,121	453,156
Total liabilities	\$ 547,576	\$ 469,933

Butler County Community College

Notes to Financial Statements

June 30, 2019 and 2018

Note 1: Nature of Operations and Summary of Significant Accounting Policies

Nature of Operations

Butler County Community College (College) is organized under the laws of the State of Kansas and is governed by an elected Board of Trustees. The College is located in El Dorado, Kansas with satellite programs and locations in various communities within the State of Kansas, and is accredited by the Commission on Institutions of Higher Education of the North Central Association of Colleges and Schools. The College offers two-year programs in several areas of major concentrations, including arts, sciences and business. The College extends credit to students on an unsecured basis.

Financial Reporting Entity

During 2013, the College implemented Governmental Accounting Standards Board (GASB) Statement No. 61, *Financial Reporting Entity: Omnibus* which amends Governmental Accounting Standards Board (GASB) Statement No. 39, *Determining Whether Certain Organizations are Component Units*, and GASB Statement 14. Entities that are legally separate tax-exempt organizations are required to be reported in the College's financial statements if the resources of the affiliated organization benefit the College, the College is entitled to or can otherwise access the resources, and the resources are considered significant to the College.

Butler Community College Foundation, Inc. (Foundation) is a legally separate, tax-exempt component unit of the College. The Foundation acts primarily as a fund-raising organization to supplement funds to provide scholarships to students at the College and to provide other financial support to the College. The majority of the resources or income thereon that the Foundation holds and invests are restricted to the activities to the College by the donors. Because these restricted resources held by the Foundation can only be used by, or for the benefit of the College or its constituents, the Foundation is considered a component unit of the College and is discretely presented in the College's financial statements. Under this amendment there were no changes to the Foundation's presentation as a discretely presented component unit.

As permitted by GASB Statement No. 34, the College has elected not to present a statement of cash flows for the Foundation in the basic financial statements of the College reporting entity.

The Foundation is a nonprofit organization that reports under standards of the Financial Accounting Standards Board (FASB). As such, certain revenue recognition criteria and presentation features are different from GASB revenue recognition criteria and presentation features. No modifications have been made to the Foundation's financial information in the College's financial reporting entity for these differences. Separately issued audited financial statements for the Foundation may be obtained from the College's administrative office at 901 South Haverhill Road, El Dorado, Kansas 67042.

Butler County Community College

Notes to Financial Statements

June 30, 2019 and 2018

Joint Venture

During fiscal year 2011, the College announced a collaborative project with the City of El Dorado and the El Dorado school district USD 490 to create the Educational Facilities Authority of Butler County. The Authority's board is comprised of seven members, with two appointed from each participant, and the seventh appointed by the other six members. Upon dissolution of the Authority, property owned by the Authority will be transferred to the College, City of El Dorado and USD 490, or sold with the proceeds thereof paid to the College, City of El Dorado and USD 490.

The Educational Facilities Authority of Butler County is the official governing body of the BG Products Veterans Sports Complex, which was constructed and located directly northeast of the College's campus. The bowl-design stadium accommodates 3,000 home fans and 1,000 visitors, with a future capacity to seat 4,500 and 2,000, respectively. The College has an ongoing financial obligation for certain operating costs of the stadium.

During fiscal 2012, the College issued \$3 million of Certificates of Participation to fund its portion of construction (see *Note 7*). Concurrently, the College entered into a lease agreement with the Educational Facilities Authority for use of the stadium for a period of 10 years, through June 30, 2021. In addition to funds paid for construction, the lease requires the College to pay its portion of utilities, insurance and maintenance costs associated with the stadium, along with the City of El Dorado and USD 490, the other parties that will be jointly using the Sports Complex. The College's equity interest in the Educational Facilities Authority as of June 30, 2019 and 2018, was \$5,144,835, and consists of payments made for construction costs.

Separate audited financial statements are not prepared by the Educational Facilities Authority.

Basis of Accounting and Presentation

The financial statements of the College have been prepared on the accrual basis of accounting. Revenues, expenses, gains, losses, assets, liabilities and deferred inflows and outflows of resources from exchange and exchange-like transactions are recognized when the exchange transaction takes place, while those from government-mandated or voluntary nonexchange transactions (principally federal and state grants and state appropriations) are recognized when all applicable eligibility requirements are met. Internal activity and balances are eliminated in preparation of the financial statements unless they relate to services provided and used internally. Operating revenues and expenses include exchange transactions and program-specific, government-mandated or voluntary nonexchange transactions. Government-mandated or voluntary nonexchange transactions that are not program specific (such as state appropriations), investment income and interest on capital asset-related debt are included in nonoperating revenues and expenses. The College first applies restricted net position when an expense or outlay is incurred for purposes for which both restricted and unrestricted net position are available.

Butler County Community College

Notes to Financial Statements

June 30, 2019 and 2018

Use of Estimates

The preparation of financial statements in conformity with accounting principles generally accepted in the United States of America requires management to make estimates and assumptions that affect the reported amounts of assets, liabilities and deferred inflows and outflows of resources and disclosure of contingent assets and liabilities at the date of the financial statements and the reported amounts of revenues, expenses and other changes in net position during the reporting period. Actual results could differ from those estimates.

Fiduciary Funds

Fiduciary funds are used to report activities whereby the College acts as a trustee or fiduciary to hold resources for the benefit of parties outside the College. The accrual basis of accounting is used for fiduciary funds and is similar to the accounting for business-type activities. The basic financial statements exclude fiduciary fund activities and balances, because these assets are restricted in purpose and cannot be used by the College to finance its operations. The College must ensure that assets reported in fiduciary funds are used for their intended purpose. The College's fiduciary funds are classified as agency funds.

Cash Equivalents, Investments and Investment Income

Applicable state statutes authorize the College to invest in (1) temporary notes or no-fund warrants issued by the governmental unit; (2) time deposit, open accounts or certificates of deposit, with maturities of not more than two years, in commercial banks; (3) time certificates of deposit, with maturities of not more than two years, with state or federally chartered savings and loan associations or federally chartered savings banks; (4) repurchase agreements with commercial banks, state or federally chartered savings and loan associations or federally chartered savings banks; (5) United States treasury bills or notes with maturities as the governing body shall determine, but not exceeding two years; (6) the municipal investment pool maintained by the State Treasurer's Office; and (7) trust departments of commercial banks. Investments are reported at fair value.

For purposes of the statements of cash flows, the College considers all highly liquid investments with an original maturity of three months or less to be cash equivalents. Money market investments are measured at amortized cost (see *Note 2*).

Investments held by the Foundation include marketable equity securities, mutual funds, debt securities, and government and municipal obligations. Investments are carried at fair value, with both unrealized and realized gains and losses reported as an increase or decrease in unrestricted or restricted net position based upon donor imposed restrictions. Interest income is recognized as earned.

Butler County Community College

Notes to Financial Statements

June 30, 2019 and 2018

GASB 72, *Fair Value Measurement and Application*, establishes a framework for measuring fair value that requires or permits fair value measurement and enhances disclosures about fair value measurements. Fair value is defined as the exchange price that would be received to sell an asset or paid to transfer a liability (an exit price) in the principal or most advantageous market for the asset or liability in an orderly transaction. There is a fair value hierarchy which requires an entity to maximize the use of observable inputs when measuring fair value. The guidance requires three levels of fair value measurement based on the respective inputs.

Investments in U.S. Treasury, agency and instrumentality obligations with a remaining maturity of one year or less at time of acquisition and in nonnegotiable certificates of deposit are carried at amortized cost. All other investments are carried at fair value. Fair value is determined using quoted market prices.

Investment income includes dividend and interest income, realized gains and losses on investments carried at other than fair value and the net change for the year in the fair value of investments carried at fair value.

Accounts Receivable and Unearned Revenues

Accounts receivable consists of tuition and fee charges to students and auxiliary enterprise services provided to students, faculty and staff, the majority of which reside in the State of Kansas. Accounts receivable is recorded net of estimated uncollectible amounts. Receivables from federal and state governments are related to reimbursements pursuant to the College's grants and contracts with these governments. Unearned revenues include amounts received from tuition and fees and certain auxiliary enterprise activities prior to the end of the fiscal year but related to the subsequent accounting period. Unearned revenues also include amounts received from grant and contract sponsors that have not yet been earned.

Pledges Receivable - Foundation

Contributions, including unconditional promises to give, are recorded as made. All contributions are available for unrestricted use unless specifically restricted by the donor. Conditional promises to give are recognized when the conditions on which they depend are substantially met. Unconditional promises to give, due in the next year, are recorded at their net realizable value. Unconditional promises to give, due in subsequent years, are reported at the present value of their net realizable value.

The allowance for uncollectible pledges is based on management's assessment of the collectability of specific donors' pledges and the aging of pledges receivable. All pledges or portions thereof deemed to be uncollectible are written off to the allowance for uncollectible pledges. Changes to the allowance account are reflected as an adjustment to current year contributions.

Inventories

The bookstore inventories are stated at the lower of cost or market. Cost is determined using the first-in, first-out (FIFO) method.

Butler County Community College

Notes to Financial Statements

June 30, 2019 and 2018

Capital Assets

Capital assets are recorded at cost at the date of acquisition, or at acquisition value at the date of donation in the case of gifts. For equipment purchased as a single asset, the College's capitalization policy includes all items with a unit cost of \$5,000 or more, and an estimated useful life of greater than one year. When multiple equipment items are purchased as an integrated system of assets, they are considered as a single asset when applying the above capitalization rules. Items purchased together, but that can function individually on a stand-alone basis, are considered on an item-by-item basis when applying the above thresholds. Renovations to buildings, infrastructure, and land improvements that significantly increase the value or extend the useful life of the structure are capitalized. Routine repairs and maintenance are charged to operating expense in the year in which the expense was incurred. Assets under capital lease obligations and leasehold improvements are depreciated over the shorter of the lease term or their respective estimated useful lives. Construction in progress includes assets that are capitalized but have not yet been placed in service and depreciation has not yet begun.

Depreciation is computed using the straight-line method over the estimated useful lives of the assets, generally 40 years for buildings and improvements, 15 years for land improvement and 4 to 10 years for equipment.

Capital Asset Impairment

The College evaluates capital assets for impairment whenever events or circumstances indicate a significant, unexpected decline in the service utility of a capital asset has occurred. If a capital asset is tested for impairment and the magnitude of the decline in service utility is significant and unexpected, the capital asset historical cost and related accumulated depreciation are decreased proportionately such that the net decrease equals the impairment loss.

No asset impairment was recognized during the years ended June 30, 2019 and 2018.

Property Taxes

In accordance with governing statutes, property taxes are levied each year on all taxable real property located in the County. The County Treasurer is the tax collection agent for all taxing entities within the County. Property owners have the option of paying one-half or the full amount of the taxes levied on or before December 20 during the year levied with the balance to be paid on or before May 10 of the ensuing year. Taxes levied during the current calendar year become a lien on the property on November 1 and are a revenue source to be used to finance the budget of the ensuing calendar year. State statutes prohibit the County Treasurer from distributing taxes collected in the year levied prior to January 1 of the ensuing year. Consequently, the College recognizes revenues from property taxes, net of estimated refunds and estimated uncollectible amounts, in the period for which the taxes are levied. As of June 30, 2019 and 2018, the County Treasurer had distributed to the College approximately 93% and 89%, respectively, of taxes levied in the prior year.

Personal property taxes are recognized as revenue when made available and distributed by the County Treasurer.

Butler County Community College

Notes to Financial Statements

June 30, 2019 and 2018

Compensated Absences

Employee vacation and sick pay is accrued at year-end for financial statement purposes. The liability and expense incurred are recorded at year-end as compensated absences payable in the statement of net position, and as a component of compensation and benefit expense in the statement of revenues, expenses and changes in net position. Such amounts are not accrued for budgetary purposes in accordance with Kansas budgetary law.

Unearned Revenue

Unearned revenue represents unearned student fees and advances on grants and contract awards for which the College has not met all of the applicable eligibility requirements.

Cost-Sharing Defined Benefit Pension Plan

The employer contributions for community colleges are funded by the State of Kansas (state) on behalf of these employers for active employees. Therefore, these employers are considered to be in a special funding situation as defined by GASB Statement No. 68. The State is treated as a nonemployer contributing entity in the Kansas Public Employees Retirement System (KPERS). Since these employers do not contribute directly to KPERS for active employees, there is no net pension liability or deferred inflows or outflows to report in their financial statements for active employees. See *Note 8* for disclosures regarding the State's portion of the College's total proportionate share of the collective net pension liability that is associated with the College. The College recognizes pension expense associated with the College as well as revenue in an amount equal to the State's total proportionate share of the collective pension expense associated with the College.

The College does make contributions directly to KPERS for KPERS retirees filling KPERS covered positions per K.S.A. 74-4937, known as "working after retirement" employees. The resulting proportional share of the "working after retirement" contributions and resulting net pension liability, deferred inflows of resources and deferred outflows of resources are attributable to the College. For purposes of measuring the net pension liability, deferred outflows of resources and deferred inflows of resources related to pensions and pension expense, information about the fiduciary net position of KPERS and additions to/deductions from KPERS' fiduciary net position have been determined on the same basis as they are reported by KPERS. For this purpose, benefit payments (including refunds of employee contributions) are recognized when due and payable in accordance with the benefit terms. Investments are reported at fair value.

Butler County Community College

Notes to Financial Statements

June 30, 2019 and 2018

Defined Benefit Other Postemployment Benefit Plan

As discussed in *Note 9* to the financial statements, in 2017, the College adopted Government Accounting Standards Board Statement No. 75, *Accounting and Financial Reporting for Postemployment Benefits Other Than Pensions*. The Plan recognizes benefit payments when due and payable in accordance with the benefit terms.

Deferred Outflows of Resources/Deferred Inflows of Resources

In addition to assets and liabilities, the statement of net position will sometimes report a separate section for deferred outflows and deferred inflows of resources. Deferred inflows of resources represents an acquisition of net position that applies to a future period(s) and so will not be recognized until that time. Deferred outflows of resources represents the consumption of net position that is applicable to a future period. The College has deferred outflows and deferred inflows for pensions and OPEB that qualify for reporting in this category. See *Notes 8* and *9* for more information on these deferred outflows and deferred inflows.

Net Position

Net position of the College is classified in four components.

Net investment in capital assets represents the College's total investment in capital assets, net of outstanding debt obligations related to those capital assets. To the extent debt has been incurred but not yet expended for capital assets, such amounts are not included in this component.

Restricted expendable net position includes resources in which the College is legally or contractually obligated to spend resources in accordance with restrictions imposed by external third parties.

Restricted nonexpendable net position consists of endowment and similar type funds which donors or other outside sources have stipulated, as a condition of the gift instrument, that the principal is to be maintained inviolate and in perpetuity, and vested for the purpose of producing present and future income, which may either be expended or added to principal, in accordance with donor restrictions.

Unrestricted net position represents resources derived from student tuition and fees, state appropriations, and sales and services of educational departments and auxiliary enterprises. These resources are used for transactions relating to the educational and general operations of the College, and may be used at the discretion of the governing board to meet current expenses for any purpose. These resources also include auxiliary enterprises, which are substantially self-supporting activities that provide services for students, faculty and staff. At June 30, 2019 and 2018, the board of the Foundation designated \$411,869 and \$286,595, respectively, for operations, which are included in unrestricted net position.

Butler County Community College

Notes to Financial Statements

June 30, 2019 and 2018

Classification of Revenues

The College has classified its revenues as either operating or nonoperating revenues according to the following criteria:

Operating revenues – Operating revenues include activities that have the characteristics of exchange transactions, such as (1) student tuition and fees, net of scholarship discounts and allowances, (2) sales and services of auxiliary enterprises, net of scholarship discounts and allowances, and (3) most federal, state and local grants and contracts.

Nonoperating revenues – Nonoperating revenues include activities that have the characteristics of nonexchange transactions, such as gifts and contributions, and other revenue sources that are defined as nonoperating revenues by GASB No. 9, *Reporting Cash Flows of Proprietary and Nonexpendable Trust Funds and Government Entities That Use Proprietary Fund Accounting*, and GASB No. 34, such as state appropriations, tax revenues and investment income.

Pell grant receipts are classified as nonoperating revenues and any amounts applied to student receivable accounts are recorded as scholarship discounts or allowances per guidance provided in GASB No. 24, *Accounting and Financial Reporting for Certain Grants and Other Financial Assistance*.

Scholarship Discounts and Allowances

Student tuition and fee revenues, and certain other revenues from students, are reported net of scholarship discounts and allowances in the statements of revenues, expenses, and changes in net position. Scholarship discounts and allowances are the difference between the stated charge for goods and services provided by the College, and the amount that is paid by students and/or third parties making payments on the students' behalf. Certain governmental grants, such as Pell grants, and other federal, state or nongovernmental programs, are recorded as either operating or nonoperating revenues in the College's financial statements. To the extent that revenues from such programs are used to satisfy tuition and fees and other student charges, the College has recorded a scholarship discount and allowance.

Income Taxes

The College, as a political subdivision of the State of Kansas, is excluded from federal income taxes under Section 115(1) of the Internal Revenue Code, as amended.

The Foundation is organized as a Kansas nonprofit corporation and has been recognized by the Internal Revenue Service (IRS) as exempt from federal income taxes under Section 501(a) of the Internal Revenue Code as organizations described in Section 501(c)(3). The Foundation is required to file a Return of Organization Exempt from Income Tax (Form 990) with the IRS annually. In addition, the Foundation is subject to income tax on net income that is derived from business activities that are unrelated to their exempt purposes. The Foundation has determined it is not subject to unrelated business income tax and has not filed an Exempt Organization Business Income Tax Return (Form 990-T) with the IRS.

Butler County Community College

Notes to Financial Statements

June 30, 2019 and 2018

The Foundation believes that it has appropriate support for any tax positions taken affecting its annual filing requirements, and as such, does not have any uncertain tax positions that are material to the financial statements. The Foundation would recognize future accrued interest and penalties related to unrecognized tax benefits and liabilities in income tax expense if such interest and penalties are incurred.

Budgetary Information

Kansas statutes require that an annual operating budget be legally adopted for current funds - unrestricted and certain plant funds. The statutes provide for the following sequence and timetable in the adoption of the legal annual operating budget:

1. Preparation of the budget for the succeeding year on or before August 1.
2. Publication in the local newspaper of the proposed budget and notice of public hearing on the budget on or before August 5.
3. Public hearing on or before August 15, but at least ten days after publication of notice of hearing.
4. Adoption of the final budget on or before August 25.

The statutes allow for the governing body to increase the originally adopted budget for previously unbudgeted increases in revenue other than property taxes. To do this, a notice of public hearing to amend the budget must be published in the local newspaper. At least ten days after publication, the hearing may be held and the governing body may amend the budget at that time. There were no budget amendments for the year ended June 30, 2019.

The statutes permit transferring budgeted amounts between line items within an individual fund. However, such statutes prohibit expenditures in excess of the total amount of the adopted budget of expenditures of individual funds. All legal annual operating budgets are prepared using the cash basis, except that expenditures incurred but not paid and purchase commitments (encumbrances) at year-end are included in expenditures. Encumbrances are commitments for future payments and are supported by a document evidencing the commitments such as a purchase order or contract. All unencumbered appropriations (legal budget expenditure authority) lapse at year-end.

Spending in funds which are not subject to the legal annual operating budget requirement is controlled by federal regulations, other statutes, or by the use of internal spending limits established by the governing body.

Butler County Community College
Notes to Financial Statements
June 30, 2019 and 2018

Note 2: Deposits, Investments and Investment Return

Deposits

Custodial credit risk for deposits is the risk that, in the event of the failure of a depository financial institution, the College’s deposits may not be returned or the College will not be able to recover collateral securities in the possession of an outside party. The College’s policy follows applicable state statutes and requires deposits to be 100% secured by collateral (pledged securities) valued at market, less the amount of the Federal Deposit Insurance Corporation (FDIC) insurance. State statutes define the allowable pledged securities.

The College’s cash and investments at June 30, 2019 and 2018, consists of demand deposit accounts, money market savings accounts, certificates of deposit and U.S. Treasury Bonds. At June 30, 2019, the carrying amount of the College’s deposits with the bank balances was approximately \$24,160,000. Of the bank balances, approximately \$661,000 was covered by federal depository insurance and the remaining balance was covered by collateral held by the College’s custodial bank in joint custody in the name of the College and its bank. Cash held in the College’s agency fund totaled approximately \$547,000 and is included in balances above.

Investments – College

The fair value of investments at June 30 consists of the following:

	2019	2018
Money market accounts - held in trust	\$ -	\$ 234
U.S. Treasury Bonds	9,187,455	2,706,695
	\$ 9,187,455	\$ 2,706,929

The U.S. Treasury Bonds mature in less than one year.

Investment Policies – Investing is performed in accordance with investment policies adopted by the College Board of Trustees and complying with state statutes as described in *Note 1*.

Interest Rate Risk – Interest rate risk is the risk that changes in interest rates will adversely affect the fair value of an investment. Investments held for longer periods are subject to increased risk of adverse interest rate changes. The College policy provides that to the extent practicable, investments are matched with anticipated cash flows.

Credit Risk – Credit risk is the risk that the issuer or other counterparty to an investment will not fulfill its obligations. The College invests in U.S. Treasury Bonds to help mitigate the credit risk to its investments.

Butler County Community College
Notes to Financial Statements
June 30, 2019 and 2018

Custodial Credit Risk – For an investment, custodial credit risk is the risk that, in the event of the failure of the counterparty, the College will not be able to recover the value of its investment or collateral securities that are in the possession of an outside party. The College uses Commerce Bank, a large well-funded banking institution, as its custodial agent.

Concentration of Credit Risk – The College places no limit on the amount that may be invested in any one issuer.

Investments – Foundation

The fair value of investments at June 30 consists of the following:

	<u>2019</u>	<u>2018</u>
Money market accounts	\$ 2,405,575	\$ 1,781,183
Equities	7,319,455	7,844,120
Fixed income	3,893,011	3,313,998
Hedge funds	505,550	415,111
Commodities	186,396	228,166
	<u>\$ 14,309,987</u>	<u>\$ 13,582,578</u>

Investment return for the years ended June 30 consists of the following:

	<u>2019</u>	<u>2018</u>
Investment income	\$ 305,404	\$ 254,416
Net realized and unrealized gains	301,393	645,225
	<u>\$ 606,797</u>	<u>\$ 899,641</u>

Note 3: Disclosures About Fair Value of Assets and Liabilities

Fair value is the price that would be received to sell an asset or paid to transfer a liability in an orderly transaction between market participants at the measurement date. Fair value measurements must maximize the use of observable inputs and minimize the use of unobservable inputs. There is a hierarchy of three levels of inputs that may be used to measure fair value:

- Level 1** Quoted prices in active markets for identical assets or liabilities
- Level 2** Observable inputs other than Level 1 prices, such as quoted prices for similar assets or liabilities; quoted prices in markets that are not active; or other inputs that are observable or can be corroborated by observable market data for substantially the full term of the assets or liabilities
- Level 3** Unobservable inputs supported by little or no market activity and are significant to the fair value of the assets or liabilities

Butler County Community College
Notes to Financial Statements
June 30, 2019 and 2018

Recurring Measurements

The following table presents the fair value measurements of assets and liabilities recognized in the accompanying financial statements measured at fair value on a recurring basis and the level within the fair value hierarchy in which the fair value measurements fall at June 30, 2019 and 2018:

	Fair Value	Quoted Prices in Active Markets for Identical Assets (Level 1)	Significant Other Unobservable Inputs (Level 2)	Significant Unobservable Inputs (Level 3)
June 30, 2019				
College				
Long-term investments				
U.S. Treasury Bonds	\$ 9,187,455	\$ 9,187,455	\$ -	\$ -
Foundation				
Short-term investments				
Money market accounts	\$ 2,405,575	\$ 2,405,575	\$ -	\$ -
Total short-term investments	2,405,575	2,405,575	-	-
Long-term investments				
Equities	7,319,455	7,319,455	-	-
Fixed income	3,893,011	3,893,011	-	-
Hedge funds	505,550	505,550	-	-
Commodities	186,396	186,396	-	-
Total long-term investments	11,904,412	11,904,412	-	-
Total investments	\$ 14,309,987	\$ 14,309,987	\$ -	\$ -

Butler County Community College
Notes to Financial Statements
June 30, 2019 and 2018

	Fair Value	Quoted Prices in Active Markets for Identical Assets (Level 1)	Significant Other Unobservable Inputs (Level 2)	Significant Unobservable Inputs (Level 3)
June 30, 2018				
College				
Long-term investments				
Money market accounts	\$ 234	\$ 234	\$ -	\$ -
U.S. Treasury Bonds	<u>2,706,695</u>	<u>2,706,695</u>	<u>-</u>	<u>-</u>
Total investments	<u>\$ 2,706,929</u>	<u>\$ 2,706,929</u>	<u>\$ -</u>	<u>\$ -</u>
Foundation				
Short-term investments				
Money market accounts	<u>\$ 1,781,183</u>	<u>\$ 1,781,183</u>	<u>\$ -</u>	<u>\$ -</u>
Total short-term investments	<u>1,781,183</u>	<u>1,781,183</u>	<u>-</u>	<u>-</u>
Long-term investments				
Equities	7,844,120	7,844,120	-	-
Fixed income	3,313,998	3,313,998	-	-
Hedge funds	415,111	415,111	-	-
Commodities	<u>228,166</u>	<u>228,166</u>	<u>-</u>	<u>-</u>
Total long-term investments	<u>11,801,395</u>	<u>11,801,395</u>	<u>-</u>	<u>-</u>
Total investments	<u>\$ 13,582,578</u>	<u>\$ 13,582,578</u>	<u>\$ -</u>	<u>\$ -</u>

Investments

Where quoted market prices are available in an active market, securities are classified within Level 1 of the valuation hierarchy. If quoted market prices are not available, then fair values are estimated by using quoted prices of securities with similar characteristics or independent asset pricing services and pricing models, the inputs of which are market-based or independently sourced market parameters, including, but not limited to, yield curves, interest rates, volatilities, prepayments, defaults, cumulative loss projections and cash flows. Such securities are classified in Level 2 of the valuation hierarchy. In certain cases where Level 1 or Level 2 inputs are not available, securities are classified within Level 3 of the hierarchy.

Butler County Community College
Notes to Financial Statements
June 30, 2019 and 2018

Note 4: Capital Assets

Capital assets activity for the year ended June 30, 2019, was:

	Beginning Balance	Additions	Disposals	Transfers	Ending Balance
College					
Capital assets not being depreciated:					
Land	\$ 935,237	\$ -	\$ -	\$ -	\$ 935,237
Construction in progress	3,699,720	2,842,702	-	(3,665,990)	2,876,432
 Total capital assets not being depreciated	 4,634,957	 2,842,702	 -	 (3,665,990)	 3,811,669
Capital assets being depreciated:					
Land improvements	5,895,284	20,163	-	-	5,915,447
Buildings and improvements	62,178,377	535,259	60,633	-	62,653,003
Vehicles	1,233,562	98,014	65,376	-	1,266,200
Equipment and furnishings	23,453,022	476,217	10,691,518	3,665,990	16,903,711
 Total capital assets being depreciated	 92,760,245	 1,129,653	 10,817,527	 3,665,990	 86,738,361
Less accumulated depreciation					
Land improvements	3,977,682	286,008	-	-	4,263,690
Building and improvements	21,725,704	2,309,088	60,633	-	23,974,159
Vehicles	1,035,411	108,697	65,376	-	1,078,732
Equipment and furnishings	19,808,889	1,363,750	10,671,414	-	10,501,225
 Total accumulated depreciation	 46,547,686	 4,067,543	 10,797,423	 -	 39,817,806
 Total capital assets being depreciated, net	 46,212,559	 (2,937,890)	 20,104	 3,665,990	 46,920,555
 Net capital assets	 \$ 50,847,516	 \$ (95,188)	 \$ 20,104	 \$ -	 \$ 50,732,224
 Foundation					
Equipment, at cost	\$ 31,369	\$ -	\$ -	\$ -	\$ 31,369
Accumulated depreciation	27,689	2,006	-	-	29,695
 Net capital assets	 \$ 3,680	 \$ (2,006)	 \$ -	 \$ -	 \$ 1,674

Butler County Community College
Notes to Financial Statements
June 30, 2019 and 2018

Capital assets activity for the year ended June 30, 2018, was:

	Beginning Balance	Additions	Disposals	Transfers	Ending Balance
College					
Capital assets not being depreciated:					
Land	\$ 935,237	\$ -	\$ -	\$ -	\$ 935,237
Construction in progress	1,758,403	2,409,220	467,903	-	3,699,720
 Total capital assets not being depreciated	 2,693,640	 2,409,220	 467,903	 -	 4,634,957
Capital assets being depreciated:					
Land improvements	5,832,792	62,492	-	-	5,895,284
Buildings and improvements	61,819,583	391,436	32,642	-	62,178,377
Vehicles	1,191,589	87,642	45,669	-	1,233,562
Equipment and furnishings	22,474,540	1,375,398	396,916	-	23,453,022
 Total capital assets being depreciated	 91,318,504	 1,916,968	 475,227	 -	 92,760,245
Less accumulated depreciation					
Land improvements	3,688,389	289,293	-	-	3,977,682
Building and improvements	19,442,907	2,282,797	-	-	21,725,704
Vehicles	963,816	117,265	45,670	-	1,035,411
Equipment and furnishings	19,061,097	1,138,228	390,436	-	19,808,889
 Total accumulated depreciation	 43,156,209	 3,827,583	 436,106	 -	 46,547,686
 Total capital assets being depreciated, net	 48,162,295	 (1,910,615)	 39,121	 -	 46,212,559
 Net capital assets	 \$ 50,855,935	 \$ 498,605	 \$ 507,024	 \$ -	 \$ 50,847,516
	Beginning Balance	Additions	Disposals	Transfers	Ending Balance
Foundation					
Equipment, at cost	\$ 31,965	\$ -	\$ 596	\$ -	\$ 31,369
Accumulated depreciation	25,866	2,419	596	-	27,689
 Net capital assets	 \$ 6,099	 \$ (2,419)	 \$ -	 \$ -	 \$ 3,680

Butler County Community College
Notes to Financial Statements
June 30, 2019 and 2018

Note 5: Unearned Revenue

Unearned revenue at June 30 consists of the following:

	2019	2018
Prepaid tuition and fees	\$ 905,131	\$ 926,624

Note 6: Long-term Liabilities

Long-term liability activity for the year ended June 30, 2019, was as follows:

	Beginning Balance	Additions	Reductions	Ending Balance	Amounts Due Within One Year
Capital lease obligations	\$ 8,494,338	\$ 8,260,000	\$ 886,136	\$ 15,868,202	\$ 1,148,467
General obligation bonds	4,440,000	-	1,870,000	2,570,000	640,000
	12,934,338	8,260,000	2,756,136	18,438,202	1,788,467
Other liabilities					
Compensated absences payable	2,410,299	631,431	1,000,000	2,041,730	1,000,000
	\$ 15,344,637	\$ 8,891,431	\$ 3,756,136	\$ 20,479,932	\$ 2,788,467

Long-term liability activity for the year ended June 30, 2018, was as follows (Restated – Note 15):

	Beginning Balance	Additions	Reductions	Ending Balance	Amounts Due Within One Year
Capital lease obligations	\$ 9,804,455	\$ -	\$ 1,310,117	\$ 8,494,338	\$ 886,136
General obligation bonds	5,635,000	-	1,195,000	4,440,000	1,240,000
	15,439,455	-	2,505,117	12,934,338	2,126,136
Other liabilities					
Compensated absences payable	2,214,270	1,594,002	1,397,973	2,410,299	1,397,973
	\$ 17,653,725	\$ 1,594,002	\$ 3,903,090	\$ 15,344,637	\$ 3,524,109

Additional information regarding capital lease obligations and general obligation bonds is included in *Note 7*.

Butler County Community College
Notes to Financial Statements
June 30, 2019 and 2018

Note 7: Long-Term Debt

Capital leases within long-term debt at June 30 consisted of the following:

	<u>2019</u>	<u>2018</u>
Series 2012 Stadium Certificates of Participation lease purchase agreement issued April 3, 2012, in the original amount of \$3,000,000. The lease is to fulfill an obligation of the Foundation to pay for the College's share of construction of the BG Veterans Stadium. The lease requires semiannual principal and interest payments at 2.70% at varied amounts, with the final payment due April 3, 2020. These amounts will be reimbursed to the College by the Foundation. Ownership of the stadium will be held by the Educational Facilities Authority. See also <i>Note 1</i> .	\$ 150,000	\$ 350,000
Building lease agreement with City of El Dorado in the original amount of \$1,841,739. The lease requires monthly principal and interest payments at 3.45% of \$10,634 beginning July 2012 through June 2032, at which time the title to the property will pass to the College.	1,353,202	1,434,338
Series 2013 Refunding Certificates of Participation lease purchase agreement issued June 1, 2013, in the original amount of \$2,790,000 for the purpose of refunding Series 2005 revenue bonds maturing in years 2012 to 2026 inclusive. The lease required semiannual payments with an interest rate of 2.00% and annual principal payments with the final payment due September 1, 2025.	1,905,000	2,145,000
Series 2013B Certificates of Participation lease purchase agreement issued November 1, 2013, in the original amount of \$5,875,000. The lease requires semiannual principal and interest payments at interest rates varying between 2% and 3.6% (2% at June 30, 2019 and 2018) beginning November 1, 2014 through November 1, 2028.	4,200,000	4,565,000

Butler County Community College
Notes to Financial Statements
June 30, 2019 and 2018

	2019	2018
Series 2019 Certificates of Participation lease purchase agreement issued April 23, 2019, in the original amount of \$8,260,000. The lease requires annual principal and interest payments at interest rates varying between 2% and 3.25% (2% at June 30, 2019) beginning June 1, 2020 through June 1, 2039.	\$ 8,260,000	\$ -
	15,868,202	8,494,338
Less: current portion	1,148,467	886,136
Long-term portion	\$ 14,719,735	\$ 7,608,202

Capital assets under capital leases at June 30 are as follows:

	2019	2018
Land	\$ 113,942	\$ 113,942
Land improvements	2,080,312	2,080,312
Buildings	12,898,723	12,898,723
Equipment	1,992,743	1,992,743
Construction in progress	514,998	-
	17,600,718	17,085,720
Less accumulated depreciation	(7,184,804)	(6,282,149)
	\$ 10,415,914	\$ 10,803,571

Future minimum lease payments on capital lease obligations are as follows:

	Principal	Interest	Total
Year Ending June 30			
2020	\$ 1,148,467	\$ 461,731	\$ 1,610,198
2021	1,050,865	411,779	1,462,644
2022	1,073,332	388,887	1,462,219
2023	1,100,870	364,524	1,465,394
2024	1,123,481	336,813	1,460,294
2025-2029	5,234,267	1,204,869	6,439,136
2030-2034	2,591,920	613,658	3,205,578
2035-2039	2,545,000	242,925	2,787,925
	\$ 15,868,202	\$ 4,025,186	\$ 19,893,388

Butler County Community College
Notes to Financial Statements
June 30, 2019 and 2018

At June 30 general obligation bonds within long-term debt consists of the following:

	2019	2018
Series 2016 General Obligation Capital Outlay Bonds issued October 4, 2016, in the original amount of \$6,230,000. The bonds require semiannual principal and interest payments at 1% interest, beginning February 1, 2017, with the final payment due August 1, 2021.	\$ 2,570,000	\$ 4,440,000
Less: current portion	640,000	1,240,000
Long-term portion	\$ 1,930,000	\$ 3,200,000

Future minimum lease payments on general obligation bonds are as follows:

	Principal	Interest	Total
Year Ending June 30			
2020	\$ 640,000	\$ 13,333	\$ 653,333
2021	1,285,000	17,068	1,302,068
2022	645,000	3,547	648,547
	\$ 2,570,000	\$ 33,948	\$ 2,603,948

Certain outstanding notes of the College contain a provision that in an event of default, outstanding amounts become immediately due if the College is unable to make payment.

Stewardship, Compliance and Accountability

The College was in violation of statute K.S.A. 79-2935 with regards to expenditures exceeding budget limits on principal and bonds. The College’s Capital Outlay fund expenditures exceeded the budget by \$630,000 due to an early payment.

Note 8: Defined Benefit Pension Plan and Employee Benefits

Plan Description

The College participates in the Kansas Public Employees Retirement System (KPERS), a cost-sharing multiple-employer defined benefit pension plan as provided by K.S.A. 74-4901, et. seq. Kansas law establishes and amends benefit provisions. KPERS issues a publicly available financial report that includes financial statements and required supplementary information. KPERS’ financial statements are included in its Comprehensive Annual Financial Report which can be found on the KPERS’ website at www.kpers.org or by writing to KPERS (611 South Kansas, Suite 100, Topeka, Kansas 66603) or by calling 1-888-275-5737.

Butler County Community College

Notes to Financial Statements

June 30, 2019 and 2018

Benefits Provided

KPERS provides retirement benefits, life insurance, disability income benefits, and death benefits. Benefits are established by statute and may only be changed by the General Assembly. Member employees with ten or more years of credited service, may retire as early as age 55, with an actuarially reduced monthly benefit. Normal retirement is at age 65, age 62 with ten years of credited service, or whenever an employee's combined age and years of credited service equal 85 "points."

Monthly retirement benefits are based on a statutory formula that includes final average salary and years of service. When ending employment, member employees may withdraw their contributions from their individual accounts, including interest. Member employees who withdraw their accumulated contributions lose all rights and privileges of membership. The accumulated contributions and interest are deposited into and disbursed from the membership accumulated reserve fund as established by K.S.A. 74-4922.

Member employees choose one of seven payment options for their monthly retirement benefits. At retirement, a member employee may receive a lump-sum payment of up to 50% of the actuarial present value of the member employee's lifetime benefit. His or her monthly retirement benefit is then permanently reduced based on the amount of the lump-sum. Benefit increases, including ad hoc post-retirement benefit increases, must be passed into law by the Kansas Legislature. Benefit increases are under the authority of the Legislature and the Governor of the State of Kansas. The retirement benefits are disbursed from the retirement benefit payment reserve fund as established by K.S.A. 74-4922.

The 2012 Legislature made changes affecting new hires, current member employees and employers. A new KPERS 3 cash balance retirement plan for new hires starting January 1, 2015, was created. Normal retirement age for KPERS 3 is 65 with five years of service or 60 with 30 years of service. Early retirement is available at age 55 with ten years of service, with a reduced benefit. Monthly benefit options are an annuity benefit based on the accounts balance at retirement.

Contributions

K.S.A. 74-4919 and K.S.A. 74-49,210 establish the KPERS member-employee contributions rates. KPERS has multiple benefit structures and contribution rates depending on whether the employee is a KPERS 1, KPERS 2 or KPERS 3 member. KPERS 1 members are active and contributing members hired before July 1, 2009. KPERS 2 members were first employed in a covered position on or after July 1, 2009, and KPERS 3 members were first employed in a covered position on or after January 1, 2015. Kansas law establishes the KPERS member-employee contribution rate at 6% of covered salary for KPERS 1, KPERS 2 and KPERS 3 members. Member employees' contributions are withheld by their employer and paid to KPERS according to the provisions of Section 414(h) of the Internal Revenue Code.

Butler County Community College
Notes to Financial Statements
June 30, 2019 and 2018

With the exception of contributions made by the College directly to KPERS for KPERS retirees filling KPERS covered positions under K.S.A. 74-4937 (known as “working after retirement” employees), employer contributions for the College’s active employees are funded by the State of Kansas on behalf of the employer. Therefore, the College is considered to be in a special funding situation as defined by GASB 68, *Accounting and Financial Reporting for Pensions*. State law provides that the contribution rates paid by the State on behalf of the College be determined based on the results of each annual actuarial valuation. KPERS is funded on an actuarial reserve basis. The statutory contribution rate was 12.01% and 13.01% for the fiscal years ended June 30, 2019 and 2018, respectively.

Pension Liabilities, Pension Expense, and Deferred Outflows of Resources and Deferred Inflows of Resources Related to Pensions

At June 30, 2019 and 2018, the College reported a liability for its proportionate share of the KPERS’ collective net pension liability that reflected a reduction for State pension support provided to the College. The amount recognized by the College as its proportionate share of the collective net pension liability, the related state support, and the total portion of the collective net pension liability that was associated with the College were as follows:

	2019	2018
College's proportionate share of the collective net pension liability	\$ 632,843	\$ 865,336
State's proportionate share of the collective net pension liability associated with the College	34,890,866	36,340,102
	\$ 35,523,709	\$ 37,205,438

The collective net pension liability was measured by KPERS as of June 30, 2018 and 2017, respectively, and the total pension liability used to calculate the collective net pension liability was determined by an actuarial valuation as of December 31, 2017 and 2016, respectively, which was rolled forward to June 30, 2018 and 2017, respectively. The College’s proportion of the collective net pension liability was first based on the ratio of the total actual contributions made for the College (including on behalf contributions from the State and contributions paid by the College) to KPERS, relative to the total employer and nonemployer contributions of the State/School subgroup within KPERS for the fiscal years ended June 30, 2018 and 2017, respectively. The resulting proportion was then allocated to the College based on the ratio of the College’s actual contributions paid directly to KPERS for “working after retirement” employees relative to the total employer and nonemployer contributions of the College for the fiscal years ended June 30, 2018 and 2017, respectively. As of the measurement date of June 30, 2018 and 2017, respectively, the College’s “working after retirement” contributions were .535% and .541%, respectively, of total contributions made for the College (including on-behalf contributions made by the State). The total local allocation percentage for the College as of the measurement date of June 30, 2018 and 2017, was .0097% and .00128%, respectively.

Butler County Community College
Notes to Financial Statements
June 30, 2019 and 2018

At June 30, 2019 and 2018, the College reported deferred outflows of resources and deferred inflows of resources related to pensions from the following sources:

	2019	
	Deferred Outflows of Resources	Deferred Inflows of Resources
Difference between expected and actual experience net pension liability	\$ -	\$ 27,472
Net difference between projected and actual earnings on pension plan investments	10,856	-
Changes in proportionate share	317,669	284,805
Changes in assumptions	23,813	547
College contributions subsequent to measurement date	79,384	-
	\$ 431,722	\$ 312,824

	2018	
	Deferred Outflows of Resources	Deferred Inflows of Resources
Difference between expected and actual experience net pension liability	\$ -	\$ 43,035
Net difference between projected and actual earnings on pension plan investments	18,559	-
Changes in proportionate share	435,510	160,300
Changes in assumptions	40,858	1,146
College contributions subsequent to measurement date	54,580	-
	\$ 549,507	\$ 204,481

Butler County Community College
Notes to Financial Statements
June 30, 2019 and 2018

At June 30, 2019 and 2018, the College reported \$79,384 and \$54,580, respectively, as deferred outflows of resources related to pensions resulting from College contributions subsequent to the measurement date that will be recognized as a reduction of the net pension liability in the years ending June 30, 2019 and 2018. Other amounts reported as deferred outflows of resources and deferred inflows of resources at June 30, 2019 and 2018, related to pensions will be recognized in pension expense as follows:

Year Ended June 30	Deferred Outflows (Inflows) of Resources
2020	\$ 39,034
2021	8,067
2022	8,108
2023	(6,169)
2024	(9,525)
	\$ 39,515

For the years ended June 30, 2019 and 2018, the College recognized pension expense and revenue of \$3,063,054 and \$2,681,376, respectively, for support provided by the State in the form of non-employer contributions to KPERS on the College’s behalf. Pension revenue is included in State Appropriations on the Statement of Revenues, Expenses, and Changes in Net Position. For the years ended June 30, 2019 and 2018, College contributions to the plan for “working after retirement” payments were \$79,384 and \$54,580, respectively.

Actuarial Assumptions

The total pension liability for KPERS in the December 31, 2017, actuarial valuation was determined using the following actuarial assumptions, applied to all periods included in the measurement:

Inflation	2.75%
Salary increases	3.5% to 12%, including inflation
Investment rate of return	7.75%, net of pension plan investment expense, including inflation

Mortality rates for December 31, 2017 and 2016, were based on the RP-2014 Mortality tables, as appropriate with adjustments for mortality improvements based on Scale MP -2016.

Butler County Community College
Notes to Financial Statements
June 30, 2019 and 2018

The actuarial assumptions used in the December 31, 2017 and 2016, valuations were based on the results of an actuarial experience study for the three-year period ended December 31, 2015.

The long-term expected rate of return on pension plan investments was determined using a building-block method in which best-estimate ranges of expected future real rates of return (expected returns, net of pension plan investment expense and inflation) are developed for each major asset class. These ranges are combined to produce the long-term expected rate of return by weighting the expected future real rates of return by the target asset allocation percentage and by adding expected inflation. Best estimates of arithmetic real rates of return for each major asset class included in the pension plan's target asset allocations as of June 30, 2018 and 2017, are summarized in the following table:

Asset Class	Target Allocation	Long-term Expected Real Rate of Return
Global equity	47%	6.85%
Fixed income	13%	1.25%
Yield driven	8%	6.55%
Real return	11%	1.71%
Real estate	11%	5.05%
Alternatives	8%	9.85%
Short-term investments	2%	-0.25%
	<u>100%</u>	

Discount Rate

The discount rate used to measure the total pension liability was 7.75% for the years ended December 31, 2017 and 2016. The projection of cash flows used to determine the discount rate assumed that member contributions will be made at the contractually required rate. Participating employer contributions do not necessarily contribute the full actuarial determined rate. Based on legislation passed in 1993, the employer contribution rates certified by KPERS' Board of Trustees for these groups may not increase by more than the statutory cap. The expected KPERS employer statutory contribution was modeled for future years, assuming all actuarial assumptions are met in future years. Based on those assumptions, the pension plan's fiduciary net position was projected to be available to make all projected future benefit payments of current plan members. Therefore, the long-term expected rate of return on pension plan investments was applied to all periods of projected benefit payments to determine the total pension liability.

Butler County Community College
Notes to Financial Statements
June 30, 2019 and 2018

Sensitivity of the College's Proportionate Share of the Net Pension Liability to Changes in the Discount Rate

The following presents the College's proportionate share of the net pension liability calculated using the discount rate of 7.75%, as well as what the College's proportionate share of the collective net pension liability would be if it were calculated using a discount rate that is 1-percentage-point lower (6.75%) or 1-percentage-point higher (8.75%) than the current rate:

	1% Decrease (6.75%)	Current Discount Rate (7.75%)	1% Increase (8.75%)
College's proportionate share of the net pension liability	\$ 852,271	\$ 632,843	\$ 447,241

Pension Plan Fiduciary Net Position

Detailed information about the pension plan's fiduciary net position is available in the separately issued KPERS' financial report.

Note 9: Postemployment Benefits Other Than Pension Plans

Effective July 1, 2016, the College adopted Government Accounting Standards Board Statement No. 75, *Accounting and Financial Reporting for Postemployment Benefits Other Than Pensions*. This statement replaces the requirements of Statements No., 45, *Accounting and Financial Reporting by Employers for Postemployment Benefits Other Than Pensions*, as amended and establishes new accounting and financial reporting requirements for OPEB plans.

Plan Description

The College sponsors a single-employer defined benefit healthcare plan (Plan) that provides healthcare benefits, including medical, prescription drug, dental and vision benefits (OPEB) to eligible retirees and their dependents. Retiree health coverage is provided for under K.S.A. 12-5040. Retirees who retire under the Kansas Public Retirement System (KPERS) are eligible for benefits. No assets are accumulated in a trust that meets the criteria in paragraph 4 of Statement 75.

Benefits Provided

The Plan provides healthcare and life insurance benefits for retirees and their dependents. Retirees and spouses have the same benefit as active employees. Retiree coverage terminates when the retiree becomes covered under another employer health plan or when the retiree reaches Medicare eligibility age which is currently age 65. Spousal coverage is available until the retiree becomes covered under another employer health plan, attains Medicare eligibility age, or dies.

Butler County Community College
Notes to Financial Statements
June 30, 2019 and 2018

The employees covered by the benefit terms at June 30, 2019 and 2018, are:

	2019	2018 (Restated - Note 15)
Active: Professional employees	153	153
Active: Other employees	261	257
Current benefit recipients: Retirees and surviving spouses	29	26
Current benefit recipients: Covered spouses of retirees	8	5
	451	441

Total OPEB Liability and Actuarial Assumptions

The College’s total OPEB liability of \$6,468,407 and \$6,715,348 (restated – Note 15) was measured as of June 30, 2019 and 2018, for the years ended June 30, 2019 and 2018, respectively. The OPEB liability as of June 30, 2018, was determined by an actuarial valuation as of July 1, 2016, which was rolled forward to June 30, 2018. The OPEB liability as of June 30, 2019, was determined by an actuarial valuation as of July 1, 2018, rolled forward to June 30, 2019.

The total OPEB liability in the July 1, 2018 and July 1, 2016, actuarial valuations was determined using the following actuarial assumptions, applied to all periods included in the measurement:

Inflation	2.50% (2.75% for 2016)
Discount rate	3.00% (3.30% for 2016)
Salary increases	2.00%, average, including inflation
Actuarial cost method	Entry age – level percent-of-pay
Health care cost trend rates	7.00% decreasing to 4.5% (7.50% for 2016)

The discount rate was based on the average of the S&P Municipal Bond 20 Year High Grade and Fidelity GO AA-20 Year published yields.

For June 30, 2019, mortality rates were based on the Society of Actuaries RPH-2014 Adjusted to 2006 Total Dataset Headcount-weighted Mortality with Scale MP-2019 Full Generational Improvement. For June 30, 2018, mortality rates were based on the Society of Actuaries RPH-2014 Adjusted to 2006 Total Dataset Headcount-weighted Mortality with Scale MP-2017 Full Generational Improvement.

The actuarial assumptions used in the July 1, 2018 and July 1, 2016, actuarial valuations were based on the results of an actuarial experience study conducted by evaluating the group plan experience from the College using historical data.

Butler County Community College
Notes to Financial Statements
June 30, 2019 and 2018

Changes in the Total OPEB Liability

Changes in the total OPEB liability are:

	2019	2018 (Restated - Note 15)
Balance, beginning of year	<u>\$ 6,715,348</u>	<u>\$ 7,253,851</u>
Changes for the year		
Service cost	463,315	475,446
Interest cost	230,734	256,197
Changes in benefit terms	-	(512,110)
Differences between actual and expected experience	(130,023)	(224,110)
Changes in assumptions and inputs	(437,504)	(145,740)
Employer contributions (benefit payments)	<u>(373,463)</u>	<u>(388,186)</u>
Net changes	<u>(246,941)</u>	<u>(538,503)</u>
Balance, end of year	<u><u>\$ 6,468,407</u></u>	<u><u>\$ 6,715,348</u></u>

Changes in assumptions reflect a change in the discount rate from 3.3% at the beginning of the year to 3.0% at the end of the year.

Sensitivity of the Total OPEB Liability to Changes in the Discount Rate and Health Care Cost Trend Rates

The total OPEB liability of the College has been calculated using a discount rate of 3.0%. The following presents the total OPEB liability using a discount rate 1% higher and 1% lower than the current discount rate.

	1% Decrease (2.00%)	Current Discount Rate (3.00%)	1% Increase (4.00%)
Total OPEB liability	<u>\$ 6,934,404</u>	<u>\$ 6,468,407</u>	<u>\$ 6,035,457</u>

Butler County Community College
Notes to Financial Statements
June 30, 2019 and 2018

The total OPEB liability of the College has been calculated using health care cost trend rates of 7.00%. The following presents the total OPEB liability using health care cost trend rates 1% higher and 1% lower than the current health care cost trend rates.

	1% Decrease (6.00%)	Health Care Cost Trend Rate (7.00%)	1% Increase (8.00%)
Total OPEB liability	<u>\$ 5,798,227</u>	<u>\$ 6,468,407</u>	<u>\$ 7,261,160</u>

OPEB Expense and Deferred Outflows of Resources and Deferred Inflows of Resources Related to OPEB

For the years ended June 30, 2019 and 2018, the College recognized OPEB expense of \$573,634 and \$150,711, respectively. At June 30, 2019 and 2018, the College reported deferred outflows of resources and deferred inflows of resources related to OPEB from the following sources:

	Deferred Inflows of Resources	
	2019	2018 (Restated - Note 15)
Differences between expected and actual experience	\$ 301,565	\$ 203,736
Changes in assumptions	<u>798,560</u>	<u>449,277</u>
	<u>\$ 1,100,125</u>	<u>\$ 653,013</u>

Amounts reported as deferred outflows of resources and deferred inflows of resources related to OPEB will be recognized in OPEB expense as follows:

	Deferred Inflows of Resources
Year ended June 30	
2020	\$ (120,415)
2021	(120,415)
2022	(120,415)
2023	(120,415)
2024	(120,415)
Thereafter	<u>(498,050)</u>
	<u>\$ (1,100,125)</u>

Butler County Community College
Notes to Financial Statements
June 30, 2019 and 2018

Note 10: Pledges Receivable – Foundation

Unconditional promises to give at June 30 are summarized as follows:

	2019	2018
Total pledges receivable	\$ 622,113	\$ 955,930
Less unamortized discount	(22,627)	(40,294)
Less allowance for uncollectible pledges	(35,000)	(50,000)
Net pledges receivable	564,486	865,636
Less pledges receivable, current portion	(322,921)	(373,688)
Pledges receivable, long-term	\$ 241,565	\$ 491,948
Amounts due in:		
Less than one year	\$ 357,921	\$ 423,688
One to five years	222,892	476,342
Five to ten years	41,300	55,900
	\$ 622,113	\$ 955,930

An imputed interest rate of 4% was used in discounting long-term pledges to give.

The allowance for uncollectible pledges is based on historical collection rates and an analysis of the collectability of individual promises.

The Foundation has been notified that it is designated as a beneficiary of other wills, trusts and insurance policies. These gifts are revocable and are not recognized within the accompanying financial statement due to their conditional nature.

Note 11: Related Parties

During the years ended June 30, 2019 and 2018, the Foundation's pledge commitments to the College were conditional upon the Foundation successfully raising and collecting funds to support the commitment that has been made to the College. Because the pledge commitment at June 30, 2019 and 2018, has been made on a conditional basis, it has not been recognized in the financial statements as of June 30, 2019 and 2018.

The balances of the conditional pledges made to the College as of June 30, 2019 and 2018, which are not recognized on the financial statements are as follows:

	2019	2018
Stadium Project	\$ -	\$ 93,000

Butler County Community College
Notes to Financial Statements
June 30, 2019 and 2018

Note 12: Endowments - Foundation

The Foundation's endowments consist of over two hundred funds established to support a variety of scholarships, programs, and departments at Butler County Community College. Its endowments consist of both donor-restricted endowment funds and funds designated by the Board of Trustees (Board) to function as endowments. As required by generally accepted accounting principles, net position associated with endowment funds, including funds designated by the Board to function as endowments, are classified and reported based on the existence or absence of donor-imposed restrictions.

The Board of the Foundation has interpreted the State of Kansas Prudent Management of Institutional Funds Act (SPMIFA), subject to expressed intent of the donor, as allowing appropriation for expenditure or accumulation so much of an endowment fund as the Foundation determines is prudent for the uses, benefits, purposes and duration for which the endowment fund is established. As a result of this interpretation, the Foundation classifies as restricted net position – non-expendable (a) the original expressed value of gifts donated to the permanent endowment, (b) the expressed original value of subsequent gifts to the permanent endowment, and (c) accumulations to the permanent endowment made in accordance with the direction of the applicable donor gift instrument at the time the accumulation is added to the fund. The remaining portion of the donor-restricted endowment fund that is not classified in restricted net position – non-expendable is classified as restricted net position - expendable in accordance with the direction of the donor. In accordance with SPMIFA, the organization considers the following factors in making a determination to appropriate or accumulate donor-restricted endowment funds:

1. Duration and preservation of the fund
2. Purposes of the Organization and the fund
3. General economic conditions
4. Possible effect of inflation and deflation
5. Expected total return from investment income and appreciation or depreciation of investments
6. Other resources of the Organization
7. Investment policies of the Organization

Return Objectives and Risk Parameters

The Foundation has adopted investment and spending policies for endowment assets that attempt to provide a predictable stream of funding to the programs supported by the endowments. The endowment assets are invested in a manner that is intended to produce results similar to the S&P 500 index while assuming a moderate level of investment risk.

Butler County Community College
Notes to Financial Statements
June 30, 2019 and 2018

Spending Policy

The Foundation has a policy of appropriating for distribution each year approximately 5 percent of its endowment funds' average appreciation over the prior five years preceding the fiscal year in which the distribution is planned. Because this amount is calculated for the next fiscal year, the amount appropriated for the following year is included in restricted net position - expendable in the current year and released to unrestricted net position in the next fiscal year.

In establishing this policy, the Foundation considered the long-term expected returns on its endowment investments. Accordingly, over the long-term, the Foundation expects the current spending policy will allow its endowment to retain the original fair value of the gift.

Strategies Employed for Achieving Objectives

The Foundation relies on a total return strategy in which investment returns are achieved through capital appreciation and current yield (interest and dividends). The Foundation targets a diversified asset allocation that emphasizes fixed income securities to achieve its long-term objectives within prudent risk constraints.

The composition of net assets by type of endowment fund at June 30, 2019 and 2018, was:

	2019			
	Without Donor Restriction	With Donor Restrictions		Total
		Purpose Restrictions	For Perpetuity	
Donor restricted endowment funds	\$ -	\$ 3,808,499	\$ 10,345,659	\$ 14,154,158
Board designated endowment funds	49,941	-	-	49,941
	<u>\$ 49,941</u>	<u>\$ 3,808,499</u>	<u>\$ 10,345,659</u>	<u>\$ 14,204,099</u>
	2018			
	Without Donor Restriction	With Donor Restrictions		Total
		Purpose Restrictions	For Perpetuity	
Donor restricted endowment funds	\$ -	\$ 4,020,794	\$ 9,826,372	\$ 13,847,166
Board designated endowment funds	49,941	-	-	49,941
	<u>\$ 49,941</u>	<u>\$ 4,020,794</u>	<u>\$ 9,826,372</u>	<u>\$ 13,897,107</u>

Butler County Community College
Notes to Financial Statements
June 30, 2019 and 2018

Changes in endowment net assets for the years ended June 30, 2019 and 2018, were:

	2019			
	Without Donor Restriction	With Donor Restrictions		Total
		Purpose Restrictions	For Perpetuity	
Net position, beginning of year	\$ 49,941	\$ 4,020,794	\$ 9,826,372	\$ 13,897,107
Investment income	-	586,788	-	586,788
Changes in donor restrictions	-	13,104	(13,104)	-
Contributions	-	454,117	532,391	986,508
Other income	-	17,969	-	17,969
Appropriation of endowment assets for expenditure	-	(1,284,273)	-	(1,284,273)
Net position, end of year	<u>\$ 49,941</u>	<u>\$ 3,808,499</u>	<u>\$ 10,345,659</u>	<u>\$ 14,204,099</u>
	2018			
	Without Donor Restriction	With Donor Restrictions		Total
		Purpose Restrictions	For Perpetuity	
Net position, beginning of year	\$ 49,941	\$ 3,903,900	\$ 9,478,408	\$ 13,432,249
Investment income	-	903,054	-	903,054
Changes in donor restrictions	-	850	(850)	-
Contributions	-	402,215	348,814	751,029
Appropriation of endowment assets for expenditure	-	(1,189,225)	-	(1,189,225)
Net position, end of year	<u>\$ 49,941</u>	<u>\$ 4,020,794</u>	<u>\$ 9,826,372</u>	<u>\$ 13,897,107</u>

Note 13: Commitments and Contingencies

Government Grants

The College participates in a number of federal and state assisted grant programs that are subject to financial and compliance audits by the grantor agencies or their designees. Accordingly, the College's compliance with applicable grant requirements and any disallowed costs resulting from such audits, if any, could become a liability of the College. It is management's opinion that any such disallowed costs will not have a material effect on the financial statements of the College at June 30, 2019 and 2018.

Butler County Community College
Notes to Financial Statements
June 30, 2019 and 2018

Construction Projects

At June 30, 2019, the College had commitments of approximately \$13,200,000 for construction and acquisition of property and equipment.

General Litigation

The College is subject to claims and lawsuits that arose primarily in the ordinary course of its activities. The College evaluates such allegations by conducting investigations to determine the validity of each potential claim. It is the opinion of management the disposition or ultimate resolution of such claims and lawsuits will not have a material adverse effect on the statements of net position, change in net assets and cash flows of the College. Events could occur that would change this estimate materially in the near term.

Note 14: Risk Management

The College is exposed to various risks of loss from torts; theft of, damage to, and destruction of assets; errors and omissions; employee injuries and illnesses; and natural disasters. Commercial insurance coverage is purchased for claims arising from such matters. Settled claims have not exceeded this commercial coverage in any of the three preceding years.

Note 15: Restatement of Prior Years' Financial Statements

In prior years, the College calculated the total OPEB liability and OPEB deferred inflows of resources based on the employees' original hire date rather than the full-time hire date. During 2019, the College retroactively recalculated the OPEB liability and OPEB deferred inflows of resources based on full-time hire dates. The changes to financial statements items are as follows.

Butler County Community College
Notes to Financial Statements
June 30, 2019 and 2018

	As Restated	As Previously Issued	Effect of Change
Statement of Net Position			
Noncurrent Liabilities			
Total OPEB liability	\$ 6,715,348	\$ 7,854,847	\$ (1,139,499)
Total noncurrent liabilities	19,401,212	20,540,711	(1,139,499)
Deferred Inflows of Resources			
Deferred inflows - OPEB	653,013	970,414	(317,401)
Total deferred inflows of resources	857,494	1,174,895	(317,401)
Total liabilities and deferred inflows of resources	26,607,798	28,064,698	(1,456,900)
Net Position			
Unrestricted	19,680,566	18,223,666	1,456,900
Total net position	57,550,547	56,093,647	1,456,900
Statement of Revenues, Expenses and Changes in Net Position			
Operating Expenses			
Instruction	20,710,834	20,745,731	(34,897)
Academic support	4,223,844	4,230,061	(6,217)
Student services	7,710,804	7,722,494	(11,690)
Institutional support	12,122,063	12,146,758	(24,695)
Operation and maintenance of plant	3,551,141	3,554,187	(3,046)
Total operating expenses	69,521,441	69,601,986	(80,545)
Operating Income (Loss)	(42,219,052)	(42,299,597)	80,545
Increase in Net Position	2,233,490	2,152,945	80,545
Net Position, Beginning of Year	55,317,057	53,940,702	1,376,355
Net Position, End of Year	57,550,547	56,093,647	1,456,900
Statement of Cash Flows - College			
Reconciliation of Net Operating Loss to Net Cash Used in Operating Activities			
Operating loss	(42,219,052)	(42,299,597)	80,545
Post retirement benefits	(75,775)	(28,842)	(46,933)
Deferred inflows - OPEB	301,028	334,640	(33,612)

Required Supplementary Information

Butler County Community College
Schedule of the College's Proportionate Share of the Net Pension Liability
Kansas Public Employees Retirement System
Last 10 Fiscal Years*

	<u>2019</u>	<u>2018</u>	<u>2017</u>	<u>2016</u>	<u>2015</u>	<u>2014</u>
Measurement date	June 30, 2018	June 30, 2017	June 30, 2016	June 30, 2015	June 30, 2014	June 30, 2013
College's proportion of the collective net pension liability	0.00970%	0.01288%	0.00599%	0.00941%	0.00000%	0.00000%
College's proportionate share of the collective net pension liability	\$ 632,843	\$ 865,336	\$ 402,608	\$ 651,561	\$ -	\$ -
State's proportionate share of the collective net pension liability associated with the College	<u>34,890,866</u>	<u>36,340,102</u>	<u>37,535,499</u>	<u>36,857,961</u>	<u>36,994,461</u>	<u>39,917,397</u>
Total	<u>\$35,523,709</u>	<u>\$37,205,438</u>	<u>\$37,938,107</u>	<u>\$37,509,522</u>	<u>\$36,994,461</u>	<u>\$39,917,397</u>
College's covered payroll	\$25,819,381	\$25,463,314	\$23,705,497	\$23,494,662	\$25,142,766	\$23,666,659
College's proportionate share of the collective net pension liability as a percentage of its covered payroll	2.45%	3.40%	1.70%	2.77%	0.00%	0.00%
Plan (KPERS) fiduciary net position as a percentage of the total pension liability	68.88%	67.12%	65.10%	64.95%	66.60%	59.94%

*The amounts presented for each fiscal year were determined as of June 30.

Note: This schedule is presented to illustrate the requirement to show information for 10 years. However, until a full 10-year trend is compiled, governments should present information for those years for which information is available.

Butler County Community College
Schedule of College Pension Contributions
Kansas Public Employees Retirement System
Last 10 Fiscal Years*

	<u>2019</u>	<u>2018</u>	<u>2017</u>	<u>2016</u>	<u>2015</u>	<u>2014</u>
Contractually required contribution	\$ 79,384	\$ 54,580	\$ 65,450	\$ 28,086	\$ -	\$ -
Contributions in relation to the contractually required contribution	<u>(79,384)</u>	<u>(54,580)</u>	<u>(65,450)</u>	<u>(28,086)</u>	<u>-</u>	<u>-</u>
Contribution deficiency (excess)	<u>\$ -</u>	<u>\$ -</u>	<u>\$ -</u>	<u>\$ -</u>	<u>\$ -</u>	<u>\$ -</u>
College's covered payroll	\$25,819,381	\$25,463,314	\$24,165,246	\$22,198,260	\$25,142,766	\$25,666,659
Contributions as a percentage of covered payroll	0.31%	0.21%	0.27%	0.13%	0.00%	0.00%

*The amounts presented for each fiscal year were determined as of June 30.

Notes to Schedule:

Contractually required contributions for the College consist of "working after retirement" contribution for KPERS retirees who are filing KPERS covered positions as College employees under K.S.A. 74-4937.

This schedule is presented to illustrate the requirement to show information for 10 years. However, until a full 10-year trend is compiled, governments should present information for those years for which information is available.

Butler County Community College
Schedule of Changes in the College's Total OPEB Liability and Related Ratios
Last 10 Fiscal Years

	<u>2019</u>	<u>2018 (Restated - Note 15)</u>	<u>2017 (Restated)</u>
Total OPEB Liability			
Service cost	\$ 463,315	\$ 475,446	\$ 515,495
Interest	230,734	256,197	205,376
Changes of benefit terms	-	(512,110)	-
Differences between actual and expected experience	(130,023)	(224,110)	-
Changes in assumptions or other inputs	(437,504)	(145,740)	(387,184)
Employer contributions (benefit payments)	<u>(373,463)</u>	<u>(388,186)</u>	<u>(341,687)</u>
Net change in total OPEB liability	(246,941)	(538,503)	(8,000)
Total OPEB liability - beginning	<u>6,715,348</u>	<u>7,253,851</u>	<u>7,261,851</u>
Total OPEB liability - ending	<u>\$ 6,468,407</u>	<u>\$ 6,715,348</u>	<u>\$ 7,253,851</u>
Covered payroll	\$ 20,679,413	\$ 18,911,458	\$ 18,911,458
Contributions as a percentage of covered payroll	31.28%	35.51%	38.36%

Notes to Schedule:

No assets are accumulated in a trust to pay related benefits.

Changes of assumptions.

- Retirement and turnover assumptions were updated to reflect the latest statistics from KPERS. In particular, retirement probabilities were lowered at various ages
- The assumed mortality was updated to reflect the Society of Actuaries RPH-2014 Adjusted to 2006 Total Dataset Headcount-weighted Mortality table with MP-2018 Full Generational Improvement
- The discount rate changed from 3.3% to 3.0%
- The load on present value costs due to the “Cadillac” tax changed from 2% to 3%

This schedule is presented as of the measurement date for the fiscal year.

This schedule is presented to illustrate the requirement to show information for 10 years. However, until a full 10-year trend is compiled, governments should present information for those years for which information is available.

Supplementary Information

Butler County Community College
Schedule of Revenues, Expenses, Encumbrances
and Changes in Fund Balances – Budget and Actual
General Fund
(Legal Basis)
Year Ended June 30, 2019

	<u>Actual</u>	<u>Original and Final Budget</u>	<u>Variance With Final Budget Positive (Negative)</u>
Fund Balance, Legal, July 1, 2018	\$ 12,593,972	\$ 12,734,254	\$ (140,282)
Revenue and Transfers			
Local property taxes	14,640,569	15,263,750	(623,181)
State appropriations	10,413,242	10,177,543	235,699
Student tuition and fees	14,640,611	18,500,000	(3,859,389)
Investment income	276,679	100,000	176,679
Cancellation of prior year encumbrances	312,207	-	312,207
Other	1,247,196	4,000,000	(2,752,804)
Transfers among funds - additions	9,906,782	-	9,906,782
	<u>51,437,286</u>	<u>48,041,293</u>	<u>3,395,993</u>
Total revenue and transfers			
Expenditures, Encumbrances and Transfers			
Instruction	13,649,946	16,280,322	2,630,376
Academic support	2,473,663	2,857,864	384,201
Student services	6,262,110	7,153,869	891,759
Institutional support	7,594,369	14,922,400	7,328,031
Operation and maintenance of plant	3,897,553	3,406,184	(491,369)
Student scholarships	3,008,930	3,977,596	968,666
Transfers among funds - deductions	12,739,920	6,619,466	(6,120,454)
	<u>49,626,491</u>	<u>55,217,701</u>	<u>5,591,210</u>
Total expenditures, encumbrances and transfers			
Revenue and Transfers Over (Under)			
Expenditures and Encumbrances	<u>1,810,795</u>	<u>(7,176,408)</u>	<u>8,987,203</u>
Fund Balance, Legal, June 30, 2019	<u>\$ 14,404,767</u>	<u>\$ 5,557,846</u>	<u>\$ 8,846,921</u>

Butler County Community College
Schedule of Revenues, Expenses, Encumbrances
and Changes in Fund Balances – Budget and Actual
Postsecondary Technical Education Fund
(Legal Basis)
Year Ended June 30, 2019

	<u>Actual</u>	<u>Original and Final Budget</u>	<u>Variance With Final Budget Positive (Negative)</u>
Fund Balance, Legal, July 1, 2018	\$ 1,265,436	\$ 1,267,842	\$ (2,406)
Revenue and Transfers			
State appropriations	4,753,136	4,769,527	(16,391)
Student tuition and fees	5,891,507	-	5,891,507
Cancellation of prior year encumbrances	8,419	-	8,419
Other	14,425	-	14,425
Transfers among funds - additions	3,000,000	-	3,000,000
Total revenue and transfers	<u>13,667,487</u>	<u>4,769,527</u>	<u>8,897,960</u>
Expenditures, Encumbrances and Transfers			
Instruction	4,816,207	5,498,768	682,561
Academic support	1,662,816	1,459,499	(203,317)
Student services	1,605,509	1,322,238	(283,271)
Institutional support	3,058,954	4,962,432	1,903,478
Operation and maintenance of plant	951,125	983,448	32,323
Student scholarships	618,264	197,402	(420,862)
Transfers among funds - reductions	130,763	700,000	569,237
Total expenditures, encumbrances and transfers	<u>12,843,638</u>	<u>15,123,787</u>	<u>2,280,149</u>
Revenue and Transfers Over (Under)			
Expenditures and Encumbrances	<u>823,849</u>	<u>(10,354,260)</u>	<u>11,178,109</u>
Fund Balance, Legal, June 30, 2019	<u>\$ 2,089,285</u>	<u>\$ (9,086,418)</u>	<u>\$ 11,175,703</u>

Butler County Community College
Schedule of Revenues, Expenses, Encumbrances
and Changes in Fund Balances – Budget and Actual
Adult Basic Education Fund
(Legal Basis)
Year Ended June 30, 2019

	<u>Actual</u>	<u>Original and Final Budget</u>	<u>Variance With Final Budget Positive (Negative)</u>
Fund Balance, Legal, July 1, 2018	\$ 73,176	\$ 72,329	\$ 847
Revenue and Transfers			
Federal grants	185,221	153,943	31,278
State appropriations	79,495	101,605	(22,110)
Other	55	131,676	(131,621)
Transfers among funds - additions	83,305	-	83,305
Total revenue and transfers	<u>348,076</u>	<u>387,224</u>	<u>(39,148)</u>
Expenditures and Encumbrances			
Instruction	<u>421,252</u>	<u>531,882</u>	<u>110,630</u>
Revenue and Transfers Over (Under)			
Expenditures and Encumbrances	<u>(73,176)</u>	<u>(144,658)</u>	<u>71,482</u>
Fund Balance, Legal, June 30, 2019	<u>\$ -</u>	<u>\$ (72,329)</u>	<u>\$ 72,329</u>

Butler County Community College
Schedule of Revenues, Expenses, Encumbrances
and Changes in Fund Balances – Budget and Actual
Adult Supplementary Education Fund
(Legal Basis)
Year Ended June 30, 2019

	<u>Actual</u>	<u>Original and Final Budget</u>	<u>Variance With Final Budget Positive (Negative)</u>
Fund Balance, Legal, July 1, 2018	\$ -	\$ -	\$ -
Revenue and Transfers			
Cancellation of prior year encumbrances	506	-	506
Other	246,219	506,075	(259,856)
Transfers among funds - additions	189,092	-	189,092
Total revenue and transfers	<u>435,817</u>	<u>506,075</u>	<u>(70,258)</u>
Expenditures and Encumbrances			
Instruction	435,817	506,075	70,258
Transfers among funds - reductions	-	-	-
Total expenditures and encumbrances	<u>435,817</u>	<u>506,075</u>	<u>70,258</u>
Revenue and Transfers Over (Under) Expenditures and Encumbrances	<u>-</u>	<u>-</u>	<u>-</u>
Fund Balance, Legal, June 30, 2019	<u><u>\$ -</u></u>	<u><u>\$ -</u></u>	<u><u>\$ -</u></u>

Butler County Community College
Schedule of Revenues, Expenses, Encumbrances
and Changes in Fund Balances – Budget and Actual
Motorcycle Driver Safety Fund
(Legal Basis)
Year Ended June 30, 2019

	<u>Actual</u>	<u>Original and Final Budget</u>	<u>Variance With Final Budget Positive (Negative)</u>
Fund Balance, Legal, July 1, 2018	\$ -	\$ -	\$ -
Revenue and Transfers			
State appropriations	<u>9,750</u>	<u>19,180</u>	<u>(9,430)</u>
Expenditures and Encumbrances			
Instruction	<u>9,750</u>	<u>19,180</u>	<u>9,430</u>
Revenue and Transfers Over (Under)			
Expenditures and Encumbrances	<u>-</u>	<u>-</u>	<u>-</u>
Fund Balance, Legal, June 30, 2019	<u><u>\$ -</u></u>	<u><u>\$ -</u></u>	<u><u>\$ -</u></u>

Butler County Community College
Schedule of Revenues, Expenses, Encumbrances
and Changes in Fund Balances – Budget and Actual
Capital Outlay
(Legal Basis)
Year Ended June 30, 2019

	<u>Actual</u>	<u>Original and Final Budget</u>	<u>Variance With Final Budget Positive (Negative)</u>
Fund Balance, Legal, July 1, 2018	\$ 814,858	\$ 816,626	\$ (1,768)
Revenue and Transfers			
Local property taxes	<u>1,611,803</u>	<u>1,655,354</u>	<u>(43,551)</u>
Expenditures and Encumbrances			
Principal and bonds	1,870,000	1,240,000	(630,000)
Interest and fees	39,923	42,343	2,420
Cash-Basis reserve	<u>-</u>	<u>67,657</u>	<u>67,657</u>
Total expenditures and encumbrances	<u>1,909,923</u>	<u>1,350,000</u>	<u>(559,923)</u>
Revenue and Transfers Over (Under)			
Expenditures and Encumbrances	<u>(298,120)</u>	<u>305,354</u>	<u>(603,474)</u>
Fund Balance, Legal, June 30, 2019	<u>\$ 516,738</u>	<u>\$ 1,121,980</u>	<u>\$ (605,242)</u>

Butler County Community College
Schedule of Revenues, Expenses, Encumbrances
and Changes in Fund Balances – Budget and Actual
Auxiliary Enterprises
(Legal Basis)
Year Ended June 30, 2019

	Student Union and Dormitory			Educare Center		
	Actual	Original and Final Budget	Variance With Final Budget Positive (Negative)	Actual	Original and Final Budget	Variance With Final Budget Positive (Negative)
Fund Balance, Legal, July 1, 2018	\$ 4,255,210	\$ 4,253,441	\$ 1,769	\$ -	\$ -	\$ -
Revenue and Transfers						
Student sources	140,389	650,000	(509,611)	-	-	-
Bookstore sales, dorm rental, meal tickets, gate receipts and concessions	5,220,129	6,500,000	(1,279,871)	-	600,000	(600,000)
Child care services	-	-	-	474,111	-	474,111
Cancellation of prior year encumbrances	52,268	-	52,268	5,286	-	5,286
Other	98,775	400,000	(301,225)	975	-	975
Transfers among funds - additions	176,217	-	176,217	-	-	-
Total revenue and transfers	5,687,778	7,550,000	(1,862,222)	480,372	600,000	(119,628)
Expenditures, Encumbrances and Transfers						
Education and general						
Cost of books, supplies and meals sold	2,730,382	4,132,000	1,401,618	65,573	20,000	(45,573)
Salaries	993,625	1,496,000	502,375	402,602	500,000	97,398
Operating expense	641,802	907,200	265,398	11,644	75,000	63,356
Equipment	343,647	264,800	(78,847)	553	5,000	4,447
Transfers among funds - deductions	1,461,087	700,000	(761,087)	-	-	-
Total expenditures, encumbrances and transfers	6,170,543	7,500,000	1,329,457	480,372	600,000	119,628
Revenue and Transfers Over (Under)						
Expenditures and Encumbrances	(482,765)	50,000	(532,765)	-	-	-
Fund Balance, Legal, June 30, 2019	\$ 3,772,445	\$ 4,303,441	\$ (530,996)	\$ -	\$ -	\$ -

Butler County Community College
Schedule of Revenues, Expenses, Encumbrances
and Changes in Fund Balances – Budget and Actual
Auxiliary Enterprises (Continued)
(Legal Basis)
Year Ended June 30, 2019

	Parking			Total		
	Actual	Original and Final Budget	Variance With Final Budget Positive (Negative)	Actual	Original and Final Budget	Variance With Final Budget Positive (Negative)
Fund Balance, Legal, July 1, 2018	\$ 125,882	\$ 125,398	\$ 484	\$ 4,381,092	\$ 4,378,839	\$ 2,253
Revenue and Transfers						
Student sources	-	102	(102)	140,389	650,102	(509,713)
Bookstore sales, dorm rental, meal tickets, gate receipts and concessions	-	-	-	5,220,129	7,100,000	(1,879,871)
Child care services	-	-	-	474,111	-	474,111
Cancellation of prior year encumbrances	57	-	57	57,611	-	57,611
Other	-	-	-	99,750	400,000	(300,250)
Transfers among funds - additions	-	-	-	176,217	-	176,217
Total revenue and transfers	57	102	(45)	6,168,207	8,150,102	(1,981,895)
Expenditures, Encumbrances and Transfers						
Education and general						
Cost of books, supplies and meals sold	-	-	-	2,795,955	4,152,000	1,356,045
Salaries	-	-	-	1,396,227	1,996,000	599,773
Operating expense	-	125,500	125,500	653,446	1,107,700	454,254
Equipment	-	-	-	344,200	269,800	(74,400)
Transfers among funds - deductions	125,500	-	(125,500)	1,586,587	700,000	(886,587)
Total expenditures, encumbrances and transfers	125,500	125,500	-	6,776,415	8,225,500	1,449,085
Revenue and Transfers Over (Under)						
Expenditures and Encumbrances	(125,443)	(125,398)	(45)	(608,208)	(75,398)	(532,810)
Fund Balance, Legal, June 30, 2019	\$ 439	\$ -	\$ 439	\$ 3,772,884	\$ 4,303,441	\$ (530,557)

Butler County Community College
Combining Statement of Changes in Assets and Liabilities
All Agency Funds
Year Ended June 30, 2019

	Balance July 1 2018	Additions	Deductions	Balance July 1 2019
Assets				
Cash	\$ 467,683	\$ 547,343	\$ 467,450	\$ 547,576
Due from other	2,250	-	2,250	-
	<u>\$ 469,933</u>	<u>\$ 547,343</u>	<u>\$ 469,700</u>	<u>\$ 547,576</u>
Liabilities				
Accrued liabilities	\$ 16,777	\$ 564	\$ 886	\$ 16,455
Due to other	453,156	528,074	450,109	531,121
	<u>\$ 469,933</u>	<u>\$ 528,638</u>	<u>\$ 450,995</u>	<u>\$ 547,576</u>