UNIFIED SCHOOL DISTRICT NO. 303
Ness City, Kansas

FINANCIAL STATEMENT

For the Fiscal Year Ended June 30, 2023

VONFELDT, BAUER & VONFELDT, CHTD.
Certified Public Accountants
Larned, Kansas 67550

UNIFIED SCHOOL DISTRICT NO. 303, NESS CITY, KANSAS

Financial Statement
Regulatory Basis
For the Year Ended June 30, 2023

TABLE OF CONTENTS

Item	Page Number
FINANCIAL SECTION	
Auditor's Report on Financial Statement	1-3
Summary Statement of Receipts, Expenditures and Unencumbered Cash	4-5
Notes to the Financial Statement	6-15
REGULATORY-REQUIRED SUPPLEMENTARY INFORMATION	
Schedule 1	
Summary of Expenditures - Actual and Budget	16-17
Schedule 2	
Schedule of Receipts and Expenditures - Actual and Budget	
General Funds	18-21
Special Purpose Funds	22-49
Schedule 3	
Summary of Receipts and Disbursements - Agency Funds	50
Schedule 4	
Schedule of Receipts, Expenditures and Unencumbered Cash -	
District Activity Funds	51-52
SUPPLEMENTARY INFORMATION	
Schedule 5	
Graphical Analysis	53-68

VONFELDT, BAUER & VONFELDT, CHTD
Certified Public Accountants

818 Broadway
PO Box 127
Larned, KS 67550

Telephone: (620) 285-2107
Fax: (620) 285-2110

INDEPENDENT AUDITOR'S REPORT

Board of Education
Unified School District No. 303
Ness City, Kansas

Adverse and Unmodified Opinions

We have audited the accompanying fund summary statement of regulatory basis receipts, expenditures, and unencumbered cash balances of Unified School District No. 303 ,Ness City, Kansas as of and for the year ended June 30, 2023 and the related notes to the financial statement.

Adverse Opinion on U.S. Generally Accepted Accounting Principles
In our opinion, because of the significance of the matter discussed in the Basis for Adverse and Unmodified Opinions section of our report, the accompanying financial statement referred to above does not present fairly, in conformity with accounting principles generally accepted in the United States of America, the financial position of Unified School District No. 303 as of June 30, 2023, or changes in financial position and cash flows thereof for the year then ended.

Unmodified Opinion on Regulatory Basis of Accounting
In our opinion, the accompanying financial statement referred to above presents fairly, in all material respects, the aggregate cash and unencumbered cash balance of Unified School District No. 303 as of June 30, 2023, and the aggregate receipts and expenditures for the year then ended in accordance with the financial reporting provisions of the *Kansas Municipal Audit and Accounting Guide* described in Note 1.

Basis for Adverse and Unmodified Opinions

We conducted our audit in accordance with auditing standards generally accepted in the United States of America (GAAS) and the *Kansas Municipal Audit and Accounting Guide.* Our responsibilities under those standards are further described in the Auditor's Responsibilities for the Audit of the Financial Statement section of our report. We are required to be independent of Unified School District No. 303 and to meet our other ethical responsibilities, in accordance with the relevant ethical requirements relating to our audit. We believe that the audit evidence we have obtained is sufficient and appropriate to provide a basis for our adverse and unmodified audit opinions.

Matter Giving Rise to Adverse Opinion on U.S. Generally Accepted Accounting Principles
As discussed in Note 1 of the financial statement, the financial statement is prepared by Unified School District No. 303 on the basis of the financial reporting provisions of the *Kansas Municipal Audit and Accounting Guide*, which is a basis of accounting other than accounting principles generally accepted in the United States of America. The effects on the financial statement of the variances between the regulatory basis of accounting described in Note 1 and accounting principles generally accepted in the United States of America, although not reasonably determinable, are presumed to be material.

Responsibilities of Management for the Financial Statement

Management is responsible for the preparation and fair presentation of this financial statement in accordance with the *Kansas Municipal Audit and Accounting Guide* as described in Note 1, this includes determining that the regulatory basis of accounting is an acceptable basis for the preparation of the financial statement in the circumstances. Management is also responsible for the design, implementation, and maintenance of internal control relevant to the preparation and fair presentation of the financial statement that is free from material misstatement, whether due to fraud or error.

In preparing the financial statement, management is required to evaluate whether there are conditions or events, considered in the aggregate, that raise substantial doubt about Unified School District No. 303's ability to continue as a going concern for twelve months beyond the financial statement date, including any currently known information that may raise substantial doubt shortly thereafter.

Auditor's Responsibilities for the Audit of the Financial Statement

Our objectives are to obtain reasonable assurance about whether the financial statement as a whole is free from material misstatement, whether due to fraud or error, and to issue an auditor's report that includes our opinions. Reasonable assurance is a high level of assurance but is not absolute assurance and therefore is not a guarantee that an audit conducted in accordance with GAAS will always detect a material misstatement when it exists. The risk of not detecting a material misstatement resulting from fraud is higher than for one resulting from error, as fraud may involve collusion, forgery, intentional omissions, misrepresentations, or the override of internal control. Misstatements are considered material if there is a substantial likelihood that, individually or in the aggregate, they would influence the judgment made by a reasonable user based on the financial statement.

In performing an audit in accordance with GAAS, we:

- exercise professional judgment and maintain professional skepticism throughout the audit.
- identify and assess the risks of material misstatement of the financial statement, whether due to fraud or error, and design and perform audit procedures responsive to those risks. Such procedures include examining, on a test basis, evidence regarding the amounts and disclosures in the financial statement.
- obtain an understanding of internal control relevant to the audit in order to design audit procedures that are appropriate in the circumstances, but not for the purpose of expressing an opinion on the effectiveness of Unified School District No. 303's internal control. Accordingly, no such opinion is expressed.
- evaluate the appropriateness of accounting policies used and the reasonableness of significant accounting estimates made by management, as well as evaluate the overall presentation of the financial statement.
- conclude whether, in our judgment, there are conditions or events, considered in the aggregate, that raise substantial doubt about Unified School District No. 303's ability to continue as a going concern for a reasonable period of time.

We are required to communicate with those charged with governance regarding, among other matters, the planned scope and timing of the audit, significant audit findings, and certain internal control–related matters that we identified during the audit.

Supplementary Information

Our audit was conducted for the purpose of forming an opinion on the fund summary statement of regulatory basis receipts, expenditures, and unencumbered cash balances (basic financial statement) as a whole. The summary of regulatory basis expenditures-actual and budget, individual fund schedule of regulatory basis receipts and expenditures-actual and budget, summary of receipts and disbursements-agency funds and schedule of receipts, expenditures and unencumbered cash-district activity funds (Schedules 1, 2, 3 and 4 as listed in the table of contents) are presented for purposes of additional analysis and are not a required part of the basic financial statement, however, are required to be presented under the provisions of the *Kansas Municipal Audit and Accounting Guide*. The graphical analysis (Schedule 5 as listed in the table of contents) is presented for purposes of additional analysis and is not a required part of the basic financial statement nor required to be presented under the provisions of the *Kansas Municipal Audit and Accounting Guide*. Such information is the responsibility of management and was derived from and relates directly to the underlying accounting and other records used to prepare the basic financial statement. The information has been subjected to the auditing procedures applied in the audit of the basic financial statement and certain additional procedures, including comparing and reconciling such information directly to the underlying accounting and other records used to prepare the basic financial statement or to the basic financial statement itself, and other additional procedures in accordance with auditing standards generally accepted in the United States of America. In our opinion, the information is fairly stated in all material respects in relation to the basic financial statement as a whole, on the basis of accounting described in Note 1.

We also previously audited, in accordance with auditing standards generally accepted in the United States of America, the basic financial statement of Unified School District No. 303, Ness City, Kansas as of and for the year ended June 30, 2022 (not presented herein), and have issued our report thereon dated October 7, 2022, which contained an unmodified opinion on the basic financial statement. The 2022 basic financial statement and our accompanying report are not presented herein, but are available in electronic form from the website of the Kansas Department of Administration at the following link https://admin.ks.gov/offices/accounts-reports/local-government/municipal-services. The 2022 actual column (2022 comparative information) presented in the individual fund schedule of regulatory basis receipts and expenditures-actual and budget for the year ended June 30, 2023 (Schedule 2 as listed in the table of contents) is presented for purposes of additional analysis and is not a required part of the basic financial statement. Such 2022 comparative information is the responsibility of management and was derived from and relates directly to the underlying accounting and other records used to prepare the 2022 basic financial statement. The 2022 comparative information was subjected to the auditing procedures applied in the audit of the 2022 basic financial statement and certain additional procedures, including comparing and reconciling such information directly to the underlying accounting and other records used to prepare the 2022 basic financial statement or to the 2022 basic financial statement itself, and other additional procedures in accordance with auditing standards generally accepted in the United States of America. In our opinion, the 2022 comparative information is fairly stated in all material respects in relation to the basic financial statement as a whole for the year ended June 30, 2022, on the basis of accounting described in Note 1.

VonFeldt, Bauer & VonFeldt, Chtd.

VONFELDT, BAUER & VONFELDT, CHTD.
Certified Public Accountants
Larned, Kansas

November 10, 2023

UNIFIED SCHOOL DISTRICT NO. 303, NESS CITY, KANSAS
Summary Statement of Receipts, Expenditures and Unencumbered Cash
Regulatory Basis
For the Year Ended June 30, 2023

Funds	Beginning Unencumbered Cash Balance	Prior Year Cancelled Encumbrances
General Funds:		
General Fund	$ 1.31	$ 0.00
Supplemental General Fund	61,808.61	0.00
Special Purpose Funds:		
Preschool-Aged At-Risk Fund	11,365.20	0.00
At-Risk Fund	61,099.91	0.00
Bilingual Education Fund	9,327.98	0.00
Capital Outlay Fund	130,115.19	32,683.44
Driver Training Fund	20,222.96	0.00
Food Service Fund	35,617.41	0.00
Professional Development Fund	15,574.95	0.00
Summer School Fund	997.53	0.00
Special Education Fund	63,365.82	0.00
Career & Postsecondary Education Fund	23,161.76	0.00
Gifts and Grants Fund	4,977.30	0.00
KPERS Special Retirement Fund	0.00	0.00
Contingency Reserve Fund	230,472.00	0.00
Textbook Rental Fund	4,387.52	0.00
Recreation Commission Fund	45,009.11	0.00
Recreation Commission Employee Benefit Fund	29,730.40	0.00
Title I Fund	0.00	0.00
Title II-A Fund	0.00	0.00
Title IV Fund	0.00	0.00
REAP Grant Fund	0.00	0.00
Carl Perkins Fund	0.00	0.00
Link Grant Fund	0.00	0.00
ESSER I Grant Fund	0.00	0.00
ESSER II Grant Fund	0.00	0.00
ESSER III Grant Fund	(131,339.13)	16,200.00
Test to Stay Grant Fund	(16,169.73)	0.00
LEAPES Fund	(100.00)	0.00
District Activity Funds	22,716.71	0.00
Total Reporting Entity (Excluding Agency Funds)	$ 622,342.81	$ 48,883.44

Composition of Cash:

The notes to the financial statement are an integral part of this statement.

Receipts	Expenditures	Ending Unencumbered Cash Balance	Add Encumbrances and Accounts Payable	Ending Cash Balance
$ 2,674,023.71	$ 2,674,023.00	$ 2.02	$ 0.00	$ 2.02
829,763.81	844,761.00	46,811.42	0.00	46,811.42
45,000.00	29,693.87	26,671.33	0.00	26,671.33
321,000.00	314,359.11	67,740.80	0.00	67,740.80
20,000.00	27,154.57	2,173.41	0.00	2,173.41
406,041.76	313,403.27	255,437.12	12,700.00	268,137.12
8,970.00	9,941.04	19,251.92	0.00	19,251.92
180,611.34	173,329.59	42,899.16	0.00	42,899.16
35,562.00	27,825.00	23,311.95	0.00	23,311.95
0.00	0.00	997.53	0.00	997.53
363,693.71	353,539.52	73,520.01	0.00	73,520.01
156,110.40	148,577.45	30,694.71	0.00	30,694.71
14,872.80	9,668.36	10,181.74	0.00	10,181.74
301,051.68	301,051.68	0.00	0.00	0.00
0.00	0.00	230,472.00	0.00	230,472.00
26,660.19	20,188.12	10,859.59	0.00	10,859.59
94,706.98	118,900.00	20,816.09	0.00	20,816.09
20,450.62	44,510.00	5,671.02	0.00	5,671.02
48,421.00	48,421.00	0.00	0.00	0.00
7,078.00	7,078.00	0.00	0.00	0.00
12,375.00	12,375.00	0.00	0.00	0.00
22,841.55	22,841.55	0.00	0.00	0.00
1,308.59	1,306.48	2.11	0.00	2.11
0.00	0.00	0.00	0.00	0.00
1,897.00	1,897.00	0.00	0.00	0.00
0.00	0.00	0.00	0.00	0.00
218,292.00	119,246.05	(16,093.18)	0.00	(16,093.18)
42,926.98	61,023.04	(34,265.79)	0.00	(34,265.79)
200.00	100.00	0.00	0.00	0.00
83,640.71	83,992.29	22,365.13	0.00	22,365.13
$ 5,937,499.83	$ 5,769,205.99	$ 839,520.09	$ 12,700.00	$ 852,220.09

Checking Account	$ 252.93
NOW Accounts	922,256.93
Total Cash	922,509.86
Agency Funds per Schedule 3	(70,289.77)
Total Reporting Entity (Excluding Agency Funds)	$ 852,220.09

UNIFIED SCHOOL DISTRICT NO. 303, NESS CITY, KANSAS
NOTES TO THE FINANCIAL STATEMENT
June 30, 2023

Note 1 - SUMMARY OF SIGNIFICANT ACCOUNTING POLICIES

A. REPORTING ENTITY

Unified School District No. 303, Ness City, Kansas (District) is a municipal corporation governed by an elected seven-member board. This financial statement presents Unified School District No. 303 (the municipality) and does not include any of its related municipal entities.

B. REGULATORY BASIS FUND TYPES

General fund - the chief operating fund. Used to account for all resources except those required to be accounted for in another fund.

Special Purpose fund - used to account for the proceeds of specific tax levies and other specific regulatory receipt sources (other than Capital Project and tax levies for long-term debt) that are intended for specified purposes.

Agency fund - funds used to report assets held by the municipality in a purely custodial capacity (payroll clearing fund, student activity accounts, etc.).

C. BASIS OF ACCOUNTING

Regulatory Basis of Accounting and Departure from Accounting Principles Generally Accepted in the United States of America. The KMAAG regulatory basis of accounting involves the recognition of cash, cash equivalents, marketable investments, and certain accounts payable and encumbrance obligations to arrive at a net unencumbered cash and investments balance on a regulatory basis for each fund, and the reporting of changes in unencumbered cash and investments of a fund resulting from the difference in regulatory basis receipts and regulatory basis expenditures for the fiscal year. All recognized assets and liabilities are measured and reported at cost, unless they have been permanently impaired and have no future cash value or represent no future obligation against cash. The KMAAG regulatory basis does not recognize capital assets, long-term debt, accrued receivables and payables, or any other assets, liabilities or deferred inflows or outflows, other than those mentioned above.

The District has approved a resolution that is in compliance with K.S.A. 75-1120a(c), waiving the requirement for application of generally accepted accounting principles and allowing the municipality to use the regulatory basis of accounting.

D. CASH AND INVESTMENTS

Cash balances from all funds are combined and invested to the extent available. Cash and investments consist of a checking account and interest bearing checking accounts. Earnings from these investments are allocated to designated funds. Cash and investments are stated at cost.

E. AD VALOREM TAX REVENUE

The determination of assessed valuation and the collection of property taxes for all political subdivisions in the State of Kansas are the responsibility of the various counties. The County Appraiser annually determines assessed valuation and the County Clerk spreads the annual assessment on the tax rolls. One-half of the property taxes are due December 20 and distributed to the District by January 20. The second half is due May 10 and distributed to the District by June 5. The District Treasurer draws available funds from the County Treasurer at designated times throughout the year.

F. REIMBURSED EXPENSES

A reimbursement is an expenditure initially made in one fund, but properly attributable to another fund. For example, it is common for the general fund to pay a vendor's bill and have portions of it reimbursed by other funds. In accounting for such reimbursements, the District records an expenditure in the reimbursing fund, and a reduction of expenditure in the reimbursed fund, following the authoritative guidance provided under KMAAG regulatory basis accounting.

G. USE OF ESTIMATES

The preparation of the financial statement on a prescribed basis of accounting that demonstrates compliance with the cash basis and budget laws of the State of Kansas requires management to make estimates and assumptions that affect the amounts reported in the financial statement and accompanying notes. Actual results may differ from those estimates.

Note 2 - BUDGETARY INFORMATION

Kansas statutes require that an annual operating budget be legally adopted for the general fund, special purpose funds (unless specifically exempted by statute), bond and interest funds, and business funds. Although directory rather than mandatory, the statutes provide for the following sequence and timetable in the adoption of the legal annual operating budget:

1. Preparation of the budget for the succeeding calendar year on or before August 1st.
2. Publication in local newspaper on or before August 5th of the proposed budget and notice of public hearing on the budget.
3. Public hearing on or before August 15th, but at least ten days after publication of notice of hearing.
4. Adoption of the final budget on or before August 25th.

If the District is holding a revenue neutral rate hearing, the budget timeline for adoption of the final budget has been adjusted to on or before September 20th. The District held a revenue neutral rate hearing for this year.

The statutes allow for the governing body to increase the originally adopted budget for previously unbudgeted increases in regulatory receipts other than ad valorem property taxes. To do this, a notice of public hearing to amend the budget must be published in the local newspaper. At least ten days after publication the hearing may be held and the governing body may amend the budget at that time. There were no such budget amendments for this year.

The statutes permit transferring budgeted amounts between line items within an individual fund. However, such statutes prohibit expenditures in excess of the total amount of the adopted budget of expenditures of individual funds. Budget comparison schedules are presented for each fund showing actual receipts and expenditures compared to legally budgeted receipts and expenditures.

Adjustment to Comply with Legal Max: Districts should use this line item (for use in the budget column only) to adjust the certified budget to comply with the "Legal Max" budget. The Kansas State Department of Education calculates the "Legal Max" budget using enrollment figures. The District's budgeted expenditures are limited to the lower of the published budget or the "Legal Max" budget. If the "Legal Max" budget is higher than the published budget, the District has the option to amend its published budget. However, this procedure must be completed before the fiscal year end.

Adjustment for Qualifying Budget Credits: Districts may use this line item for any budgeted fund. The adjustment would be a positive amount. All budget adjustments must be authorized by Kansas statutes. Examples include: expenditure of federal grant monies, reimbursements, gifts and donations and receipts authorized by law to be spent as if they were reimbursed expenses.

Note 2 - BUDGETARY INFORMATION (Cont'd.)

All legal annual operating budgets are prepared using the regulatory basis of accounting, in which, regulatory receipts are recognized when cash is received and expenditures include disbursements, accounts payable, and encumbrances, with disbursements being adjusted for the prior year's accounts payable and encumbrances. Encumbrances are commitments by the municipality for future payments and are supported by a document evidencing the commitment, such as a purchase order or contract. Any unused budgeted expenditure authority lapses at year-end.

A legal operating budget is not required for capital project funds, trust funds, and the following special purpose funds:

Gifts and Grants Fund	Link Grant Fund
Contingency Reserve Fund	ESSER I Grant Fund
Textbook Rental Fund	ESSER II Grant Fund
Title I Fund	ESSER III Grant Fund
Title II-A Fund	Test to Stay Grant Fund
Title IV Fund	LEAPES Fund
Carl Perkins Fund	District Activity Funds
REAP Grant Fund	

Spending in funds which are not subject to the legal annual operating budget requirement is controlled by federal regulations, other statutes, or by using internal spending limits established by the governing body.

Note 3 - COMPLIANCE WITH KANSAS STATUTES

Management is aware of no statutory violations for the period covered by the audit.

The ESSER III Grant Fund and Test to Stay Grant Fund showed a negative ending unencumbered cash balance of $16,093.18 and $34,265.79, respectively, for the year ended June 30, 2023. K.S.A.10-1116a provides that under certain situations, a fund can end the year with a negative unencumbered cash balance and therefore, be exempt from the cash basis law of the State of Kansas. These funds met the criteria under the statutes, therefore, are not deemed to be in violation of the Kansas cash basis law.

Note 4 - DEPOSITS

K.S.A. 9-1401 establishes the depositories which may be used by the District. The statute requires banks eligible to hold the District's funds have a main or branch bank in the county in which the District is located, or in an adjoining county if such institution has been designated as an official depository, and the banks provide an acceptable rate of return on funds. In addition, K.S.A. 9-1402 requires the banks to pledge securities for deposits in excess of FDIC Coverage. The District has no other policies that would further limit interest rate risk.

K.S.A. 12-1675 limits the District's investments of idle funds to time deposits, open accounts, and certificates of deposit with allowable financial institutions; U.S. government securities; temporary notes; no-fund warrants; repurchase agreements; and the Kansas Municipal Investment Pool. The District has no investment policy that would further limit its investment choices.

Concentration of credit risk . State statutes place no limit on the amount the District may invest in any one issuer as long as the investments are adequately secured under K.S.A. 9-1402 and 9-1405.

Note 4 - DEPOSITS (Cont'd.)

Custodial credit risk - deposits . Custodial credit risk is the risk that in the event of a bank failure, the District's deposits may not be returned to it. State statutes require the District's deposits in financial institutions to be entirely covered by federal depository insurance or by collateral held under a joint custody receipt issued by a bank within the State of Kansas, the Federal Reserve Bank of Kansas City, or the Federal Home Loan Bank of Topeka, except during designated "peak periods" when required coverage is 50%. There were no designated "peak periods" during the year. All deposits were legally secured at June 30, 2023.

At June 30, 2023 the District's carrying amount of deposits was $922,509.86 and the bank balance was $1,289,560.61 The bank balance was held by one bank resulting in a concentration of credit risk. Of the bank balance, $250,000.00 was covered by federal depository insurance, and $1,039,560.61 was collateralized with securities held by the pledging financial institution's agents in the District's name.

Note 5 - SUMMARY OF INDEBTEDNESS

The District is subject to the statutes of the State of Kansas that limits the net bonded debt. The debt outstanding may not exceed 14% of the assessed value of all tangible taxable property within the District unless additional authority is granted by the Kansas State Board of Education. The amount of bonds outstanding is computed exclusive of certain bonds specifically exempted from this limitation. At June 30, 2023, the statutory limit for the District was $6,211,572.92. The outstanding debt principal represents 2.41% of the District valuation.

Note 6 - LONG-TERM DEBT

Changes in long-term liabilities for the District for the year ended June 30, 2023 were as follows:

Issue	Interest Rates	Date of Issue	Amount of Issue	Date of Final Maturity
Finance leases:				
Science Remodeling and HVAC	0.00%	5/05/2016	$ 2,000,000.00	6/15/2031
Postage Machine	2.25%	7/13/2022	4,600.24	9/27/2027
Total contractual indebtedness				

Current maturities of long-term debt and interest for the next five years and in five year increments through maturity are as follows:

	06/30/2024	06/30/2025	06/30/2026
Principal:			
Finance leases	$ 134,231.46	$ 134,251.84	$ 134,272.69
Total principal	134,231.46	134,251.84	134,272.69
Interest:			
Finance leases	81.58	61.20	40.35
Total interest	81.58	61.20	40.35
Total principal and interest	$ 134,313.04	$ 134,313.04	$ 134,313.04

Balance Beginning of Year	Additions	Reductions/ Payments	Balance End of Year	Interest Paid
$ 1,200,002.00	$ 0.00	$ 133,333.00	$ 1,066,669.00	$ 0.00
0.00	4,600.24	638.61	3,961.63	96.42
$ 1,200,002.00	$ 4,600.24	$ 133,971.61	$ 1,070,630.63	$ 96.42

06/30/2027	06/30/2028	6/30/2029 - 06/30/2033	Total
$ 134,294.00	$ 133,576.64	$ 400,004.00	$ 1,070,630.63
134,294.00	133,576.64	400,004.00	1,070,630.63
19.04	1.37	0.00	203.54
19.04	1.37	0.00	203.54
$ 134,313.04	$ 133,578.01	$ 400,004.00	$ 1,070,834.17

Note 7 - INTERFUND TRANSFERS

Operating transfers were as follows:

From	To	Regulatory Authority	Amount
General	Preschool-Aged At-Risk	K.S.A. 72-5167	$ 45,000.00
General	At-Risk	K.S.A. 72-5167	246,000.00
General	Special Education	K.S.A. 72-5167	263,353.94
Supplemental General	At-Risk	K.S.A. 72-5143	75,000.00
Supplemental General	Bilingual Education	K.S.A. 72-5143	20,000.00
Supplemental General	Food Service	K.S.A. 72-5143	40,000.00
Supplemental General	Professional Development	K.S.A. 72-5143	33,000.00
Supplemental General	Special Education	K.S.A. 72-5143	80,000.00
Supplemental General	Career & Postsecondary Education	K.S.A. 72-5143	116,334.47

Note 8 - OTHER LONG-TERM OBLIGATIONS FROM OPERATIONS

Other Post Employment Benefits . As provided by K.S.A. 12-5040, the District allows retirees to participate in the group health insurance plan. While each retiree pays the full amount of the applicable premium, conceptually, the District is subsidizing the retirees because each participant is charged a level of premium regardless of age. However, the cost of this subsidy has not been quantified in this financial statement.

Under the Consolidated Omnibus Budget Reconciliation Act (COBRA), the District makes health care benefits available to eligible former employees and eligible dependents. Certain requirements are outlined by the federal government for this coverage. The premium is paid in full by the insured.

Death and Disability Other Post Employment Benefits. As provided by K.S.A. 74-4927, disabled members in the Kansas Public Employees Retirement System (KPERS) receive long-term disability benefits and life insurance benefits. The plan is administered through a trust held by KPERS that is funded to pay annual benefit payments. The employer contribution rate is set at 1% for the year ended June 30, 2023.

Compensated Absences . Full time classified employees accrue vacation time at varying rates depending on the number of years employed by the District and is cumulative up to a maximum of 30 days. Employees are not paid for unused vacation time in the event of separation of employment, therefore, there is no potential liability for vacation time as of June 30, 2023.

Sick leave is accumulated at various rates depending on the employees contract cumulative to 90 days. All employees retiring from the District who have been employed for a minimum of 10 years, are 60 years of age and are eligible for KPERS retirement will be paid $50.00 per day for any unused sick leave based upon an agreed computation up to a maximum of 45 days. The potential liability for unused sick leave as of June 30, 2023 and 2022 is $25.00 and $3,875.00, respectively, which is a net change of ($3,850.00).

All full time employees are allowed 2 days per year for personal leave. Teachers will be paid $50.00 per day for any unused personal leave paid with the final check of the contract year. Classified employees are not compensated for any unused personal leave and these days are not cumulative, therefore, there is no potential liability for personal leave as of June 30, 2023.

Note 9 - DEFINED BENEFIT PENSION PLAN

Plan description . The District participates in the Kansas Public Employees Retirement System (KPERS), a cost-sharing, multiple-employer defined benefit pension plan as provided by K.S.A. 74-4901, et seq. Kansas law establishes and amends benefit provisions. KPERS issues a publicly available financial report that includes financial statements and required supplementary information. KPERS' financial statements are included in its Annual Comprehensive Financial Report which can be found on the KPERS website at www.kpers.org or by writing to KPERS (611 South Kansas, Suite 100, Topeka, KS 66603) or by calling 1-888-275-5737.

Contributions . K.S.A. 74-4919 and K.S.A. 74-49,210 establish the KPERS member-employee contribution rates. KPERS has multiple benefit structures and contribution rates depending on whether the employee is a KPERS 1, KPERS 2 or KPERS 3 member. KPERS 1 members are active and contributing members hired before July 1, 2009. KPERS 2 members were first employed in a covered position on or after July 1, 2009 and KPERS 3 members were first employed in a covered position on or after January 1, 2015. Effective January 1, 2015, Kansas law established the KPERS member-employee contribution rate at 6% of covered salary for KPERS 1, KPERS 2 and KPERS 3 members. Member contributions are withheld by their employer and paid to KPERS according to the provisions of Section 414(h) of the Internal Revenue Code.

State law provides that the employer contribution rates for KPERS 1, KPERS 2 and KPERS 3 be determined based on the results of each annual actuarial valuation. Kansas law sets a limitation on annual increases in the employer contribution rates. The actuarially determined employer contribution rate and the statutory contribution rate (not including the 1% contribution rate for Death and Disability Program) was 14.20% and 13.33%, respectively, for the fiscal year ended June 30, 2022. The actuarially determined employer contribution rate and the statutory contribution rate was 13.88% and 13.11% for the fiscal year ended June 30, 2023.

Senate Substitute for House Bill 2052 authorized the delay of $64.1 million in fiscal year 2017 contributions. These contributions were set up as a long-term receivable. Payment is scheduled to be made in a series of twenty annual payments of $6.4 million per year beginning in fiscal year 2018. Senate Substitute for House Bill 2002 authorized the delay of $194.0 million in fiscal year 2019 contributions. Payment is scheduled to be made in a series of twenty annual payments of $19.4 million starting in fiscal year 2020.

House Substitute for Senate Bill 109 from the 2018 Legislative session provided for additional funding for the KPERS School Group. A payment of $56 million was paid in fiscal year 2018. This bill also authorized a payment of $82 million in fiscal year 2019. The 2019 legislative session authorized an additional fiscal year payment for the KPERS School Group. 2019 Senate Bill 9 authorized a payment of $115 million for the KPERS School Group. House Substitute for Senate Bill 25 from the 2019 Legislative session authorized additional funding for the KPERS School Group in fiscal year 2020 of $51 million.

The 2021 Legislature passed House Bill 2405, which authorizes the State of Kansas to issue bonds with net proceeds of $500 million to fund a portion of the School unfunded actuarial liability. Senate Bill 159 recertified the State/School contribution rates for Fiscal Years 2022 and 2023. Fiscal Year 2022 was recertified from 14.09% to 13.33% and Fiscal Year 2023 from 13.86% to 13.11%. The bond proceeds were received by KPERS on August 26, 2021. The 2022 Legislature passed Senate Bill 421, which authorized the State of Kansas to transfer $1.125 billion from the State General Fund directly to KPERS in Fiscal Years 2022 and 2023. The first $253.9 million pays off the outstanding accounts receivable for KPERS-School employer contribution withheld in Fiscal Year 2017 and Fiscal Year 2019, discussed previously, while the remaining $871.1 million is applied to the KPERS-School unfunded actuarial liability. In Fiscal Year 2022, $600 million was transferred to KPERS. In Fiscal Year 2023, Senate Bill 421 authorizes two additional transfers which total $271 million.

The State of Kansas is required to contribute the statutory required employer's share except for retired District employees. The District is responsible for the employer's portion of the cost for retired District employees. The District received and remitted amounts equal to the statutory contribution rate, which totaled $301,051.68 for the year ended June 30, 2023.

Note 9 - DEFINED BENEFIT PENSION PLAN (Cont'd.)

Net Pension Liability . At June 30, 2023, the District's proportionate share of the collective net pension liability reported by KPERS was $2,837,514. The net pension liability was measured as of June 30, 2022, and the total pension liability used to calculate the net pension liability was determined by an actuarial valuation as of December 31, 2021, which was rolled forward to June 30, 2022. The District's proportion of the net pension liability was based on the ratio of the District's contributions to KPERS, relative to the total employer and non-employer contributions of the State/School subgroup within KPERS for the fiscal year ended June 30, 2022. Since KMAAG regulatory basis of accounting does not recognize long-term debt, this liability is not reported in this financial statement.

The complete actuarial valuation report including all actuarial assumptions and methods, and the report on the allocation of the KPERS collective net pension liability to all participating employers are publicly available on the website at www.kpers.org or can be obtained as described above.

Note 10 - CONTINGENCIES

During the ordinary course of its operations the District is a party to potential claims, legal actions and complaints. It is the opinion of the District's management that these matters are not anticipated to have a material effect on the District's financial statement.

Note 11 - RISK MANAGEMENT

The District is exposed to various risks of losses related to torts; thefts of, damages to, and destruction of assets; errors and omissions; injuries to employees; and natural disasters. The District has been unable to obtain workers compensation insurance at a cost it considered to be economically justifiable. For this reason, the District joined together with other school districts in the State to participate in KASB Risk Management Services, Inc., a public entity risk pool currently operating as a common risk management and insurance program for participating members.

The District pays an annual premium to KASB Risk Management Services, Inc. for its workers compensation insurance. The agreement to participate provides that the KASB Risk Management Services, Inc. will be self-sustaining through member premiums and will reinsure through commercial companies for excess claims for each insured event. Additional premiums may be due if total claims for the pool are different than what has been anticipated by KASB Risk Management Services, Inc.'s management.

The District continues to carry commercial insurance for all other risks of loss, including equipment, property and building coverage. There have been no significant reductions in coverage from the prior year and settled claims resulting from these risks have not exceeded commercial insurance coverage in any of the past three fiscal years.

Note 12 - LEASE COMMITMENTS

Operating Leases:
The District has entered into an operating lease for a postage machine which contains cancellation provisions and is subject to annual appropriations. For the year ended June 30, 2023 rent expenditures were $241.92. These expenditures were made from the General Fund.

Note 13 - RELATED PARTY TRANSACTIONS

The District contracted services with Jason Ratliff, a board member. The amount paid during the year was $165.00.

The District purchased supplies from Fitzgerald Furniture, a company owned by the family of Judy Fitzgerald, a board member. The amount paid during the year was $244.99.

Note 14 - SUBSEQUENT EVENTS

The District has evaluated events subsequent to year end through November 10, 2023 and does not believe any events have occurred which affect the financial statement as presented.

REGULATORY-REQUIRED SUPPLEMENTARY INFORMATION

UNIFIED SCHOOL DISTRICT NO. 303, NESS CITY, KANSAS
Summary of Expenditures - Actual and Budget
Regulatory Basis
For the Year Ended June 30, 2023

Funds	Certified Budget	Adjustment to Comply with Legal Max
General Funds:		
General Fund	$ 2,718,121.00	$ (44,098.00)
Supplemental General Fund	853,010.00	(8,249.00)
Special Purpose Funds:		
Preschool-Aged At-Risk Fund	61,365.00	XXXXXXXX
At-Risk Fund	371,100.00	XXXXXXXX
Bilingual Education Fund	49,328.00	XXXXXXXX
Capital Outlay Fund	927,561.00	XXXXXXXX
Driver Training Fund	24,748.00	XXXXXXXX
Food Service Fund	224,150.00	XXXXXXXX
Professional Development Fund	28,575.00	XXXXXXXX
Summer School Fund	998.00	XXXXXXXX
Special Education Fund	437,674.00	XXXXXXXX
Career & Postsecondary Education Fund	215,161.00	XXXXXXXX
KPERS Special Retirement Fund	313,981.00	XXXXXXXX
Recreation Commission Fund	118,900.00	XXXXXXXX
Recreation Commission Employee Benefit Fund	44,510.00	XXXXXXXX

Adjustment for Qualifying Budget Credits	Total Budget for Comparison	Expenditures Chargeable to Current Year	Variance - Over (Under)
$ 0.00	$ 2,674,023.00	$ 2,674,023.00	$ 0.00
0.00	844,761.00	844,761.00	0.00
0.00	61,365.00	29,693.87	(31,671.13)
0.00	371,100.00	314,359.11	(56,740.89)
0.00	49,328.00	27,154.57	(22,173.43)
0.00	927,561.00	313,403.27	(614,157.73)
0.00	24,748.00	9,941.04	(14,806.96)
0.00	224,150.00	173,329.59	(50,820.41)
0.00	28,575.00	27,825.00	(750.00)
0.00	998.00	0.00	(998.00)
0.00	437,674.00	353,539.52	(84,134.48)
0.00	215,161.00	148,577.45	(66,583.55)
0.00	313,981.00	301,051.68	(12,929.32)
0.00	118,900.00	118,900.00	0.00
0.00	44,510.00	44,510.00	0.00

UNIFIED SCHOOL DISTRICT NO. 303, NESS CITY, KANSAS
GENERAL FUND
Schedule of Receipts and Expenditures - Actual and Budget
Regulatory Basis
For the Year Ended June 30, 2023
(With Comparative Actual Totals for the Prior Year Ended June 30, 2022)

		Current Year		
	Prior Year Actual	Actual	Budget	Variance Over (Under)
Receipts				
Taxes and Shared Receipts:				
Mineral Production Tax	$ 28,707.85	$ 50,803.71	$ 25,000.00	$ 25,803.71
State Aid:				
General State Aid	2,342,159.00	2,411,039.00	2,445,121.00	(34,082.00)
Special Education Aid	220,258.00	212,181.00	248,000.00	(35,819.00)
Total Receipts	2,591,124.85	2,674,023.71	$ 2,718,121.00	$ (44,097.29)
Expenditures				
Instruction:				
Salaries	692,231.33	647,698.02	654,965.00	(7,266.98)
Employee Benefits	280,509.62	257,060.11	292,000.00	(34,939.89)
Purchased Professional Services	853.92	0.00	3,250.00	(3,250.00)
Purchased Property Services	4,276.16	8,612.89	3,700.00	4,912.89
Other Purchased Services	10,499.00	10,130.00	6,000.00	4,130.00
Supplies	80,839.89	88,852.66	99,623.00	(10,770.34)
Property (Equip & Furn)	10,590.00	5,048.37	17,000.00	(11,951.63)
Other	303.88	0.00	500.00	(500.00)
Student Support Services:				
Salaries	27,004.86	33,752.16	27,900.00	5,852.16
Employee Benefits	10,672.01	11,903.98	10,326.00	1,577.98
Purchased Professional Services	5,752.83	5,215.54	6,000.00	(784.46)
Other Purchased Services	0.00	71.58	1,400.00	(1,328.42)
Supplies	882.44	958.04	500.00	458.04
Instructional Support Staff:				
Salaries	26,130.95	20,115.52	28,000.00	(7,884.48)
Employee Benefits	7,807.78	7,726.13	9,900.00	(2,173.87)
Purchased Professional Services	395.00	1,415.00	500.00	915.00
Other Purchased Services	0.00	395.00	0.00	395.00
Supplies	6,086.96	4,283.16	6,500.00	(2,216.84)
Property (Equip & Furn)	269.97	0.00	0.00	0.00
General Administration:				
Salaries	152,031.68	162,989.28	153,000.00	9,989.28
Employee Benefits	31,839.88	37,775.61	32,262.00	5,513.61
Purchased Professional Services	0.00	5,135.00	4,500.00	635.00
Purchased Property Services	31,910.72	31,785.17	32,000.00	(214.83)
Other Purchased Services	78,934.22	82,329.04	81,500.00	829.04
Supplies	6,172.54	8,992.15	4,500.00	4,492.15
Other	8,287.22	9,402.79	7,500.00	1,902.79

UNIFIED SCHOOL DISTRICT NO. 303, NESS CITY, KANSAS
GENERAL FUND (Cont'd.)
Schedule of Receipts and Expenditures - Actual and Budget
Regulatory Basis
For the Year Ended June 30, 2023
(With Comparative Actual Totals for the Prior Year Ended June 30, 2022)

	Prior Year Actual	Current Year Actual	Current Year Budget	Current Year Variance Over (Under)
Expenditures (Cont'd.)				
School Administration:				
Salaries	193,868.28	207,910.33	198,000.00	9,910.33
Employee Benefits	31,157.05	28,974.03	32,379.00	(3,404.97)
Purchased Professional Services	929.50	2,513.27	1,000.00	1,513.27
Other Purchased Services	2,425.55	2,125.10	5,800.00	(3,674.90)
Supplies	15,467.07	19,273.36	13,000.00	6,273.36
Other	51.00	0.00	50.00	(50.00)
Central Services:				
Salaries	32,025.43	39,728.61	33,000.00	6,728.61
Employee Benefits	1,949.31	2,969.49	1,702.00	1,267.49
Operations & Maintenance:				
Salaries	169,942.49	160,699.61	170,000.00	(9,300.39)
Employee Benefits	47,541.12	45,453.11	39,467.00	5,986.11
Purchased Professional Services	1,607.56	0.00	200.00	(200.00)
Purchased Property Services	93.70	29.87	1,100.00	(1,070.13)
Other Purchased Services	495.00	318.00	400.00	(82.00)
Supplies	2,169.97	1,571.75	1,200.00	371.75
Vehicle Operating Services:				
Salaries	54,708.77	60,810.75	55,000.00	5,810.75
Employee Benefits	4,620.08	4,945.73	4,003.00	942.73
Other Purchased Services	46,642.53	43,710.00	41,394.00	2,316.00
Supplies	29,759.30	35,955.13	22,000.00	13,955.13
Vehicle Maintenance Services:				
Purchased Property Services	23,532.39	18,489.75	24,000.00	(5,510.25)
Other Student Transportation Services:				
Purchased Property Services	2,433.07	2,543.97	2,500.00	43.97
Other	163.97	0.00	200.00	(200.00)
Operating Transfers:				
To Preschool-Aged At-Risk	50,000.00	45,000.00	50,000.00	(5,000.00)
To At-Risk	185,000.00	246,000.00	230,000.00	16,000.00
To Special Education	220,258.00	263,353.94	258,400.00	4,953.94
To Career & Postsecondary Education	0.00	0.00	50,000.00	(50,000.00)
Adjustment to Comply with Legal Max			(44,098.00)	44,098.00
Legal General Fund Budget	2,591,124.00	2,674,023.00	$ 2,674,023.00	$ 0.00

UNIFIED SCHOOL DISTRICT NO. 303, NESS CITY, KANSAS
GENERAL FUND (Cont'd.)
Schedule of Receipts and Expenditures - Actual and Budget
Regulatory Basis
For the Year Ended June 30, 2023
(With Comparative Actual Totals for the Prior Year Ended June 30, 2022)

		Current Year		
	Prior Year Actual	Actual	Budget	Variance Over (Under)
Receipts Over (Under) Expenditures	0.85	0.71		
Unencumbered Cash, Beginning	0.46	1.31		
Unencumbered Cash, Ending	$ 1.31	$ 2.02		

UNIFIED SCHOOL DISTRICT NO. 303, NESS CITY, KANSAS
SUPPLEMENTAL GENERAL FUND
Schedule of Receipts and Expenditures - Actual and Budget
Regulatory Basis
For the Year Ended June 30, 2023
(With Comparative Actual Totals for the Prior Year Ended June 30, 2022)

		Current Year		
	Prior Year Actual	Actual	Budget	Variance Over (Under)
Receipts				
Taxes and Shared Receipts:				
Ad Valorem Property Tax	$ 667,857.13	$ 700,347.35	$ 664,792.00	$ 35,555.35
Delinquent Tax	13,615.05	11,980.47	6,941.00	5,039.47
Motor Veh./16-20M Veh. Tax	51,534.42	54,356.66	51,873.00	2,483.66
Recreational Vehicle Tax	1,006.34	953.58	955.00	(1.42)
Commercial Vehicle Tax	7,838.91	7,976.75	11,963.00	(3,986.25)
State Aid:				
Supplemental State Aid	12,902.00	54,149.00	54,678.00	(529.00)
Total Receipts	754,753.85	829,763.81	$ 791,202.00	$ 38,561.81
Expenditures				
Instruction:				
Salaries	238,261.73	220,200.10	197,331.00	22,869.10
Purchased Professional Services	25,024.64	7,358.19	7,369.00	(10.81)
Supplies	0.00	0.00	13,310.00	(13,310.00)
Other	453.00	453.00	0.00	453.00
Student Support Services:				
Purchased Professional Services	800.00	0.00	0.00	0.00
Operations & Maintenance:				
Purchased Property Services	55,136.65	65,017.03	65,000.00	17.03
Supplies	183,837.43	187,398.21	175,000.00	12,398.21
Operating Transfers:				
To At-Risk	70,000.00	75,000.00	80,000.00	(5,000.00)
To Bilingual Education	15,000.00	20,000.00	40,000.00	(20,000.00)
To Food Service	30,000.00	40,000.00	65,000.00	(25,000.00)
To Professional Development	15,000.00	33,000.00	10,000.00	23,000.00
To Special Education	59,486.55	80,000.00	100,000.00	(20,000.00)
To Career & Postsecondary Education	75,000.00	116,334.47	100,000.00	16,334.47
Adjustment to Comply with Legal Max	0.00	0.00	(8,249.00)	8,249.00
Total Expenditures	768,000.00	844,761.00	$ 844,761.00	$ 0.00
Receipts Over (Under) Expenditures	(13,246.15)	(14,997.19)		
Unencumbered Cash, Beginning	75,054.76	61,808.61		
Unencumbered Cash, Ending	$ 61,808.61	$ 46,811.42		

UNIFIED SCHOOL DISTRICT NO. 303, NESS CITY, KANSAS
PRESCHOOL-AGED AT-RISK FUND
Schedule of Receipts and Expenditures - Actual and Budget
Regulatory Basis
For the Year Ended June 30, 2023
(With Comparative Actual Totals for the Prior Year Ended June 30, 2022)

		Current Year		
	Prior Year Actual	Actual	Budget	Variance Over (Under)
Receipts				
Operating Transfers:				
From General	$ 50,000.00	$ 45,000.00	$ 50,000.00	$ (5,000.00)
Total Receipts	50,000.00	45,000.00	$ 50,000.00	$ (5,000.00)
Expenditures				
Instruction:				
Salaries	38,499.96	28,949.91	52,993.00	(24,043.09)
Employee Benefits	0.00	0.00	3,372.00	(3,372.00)
Other Purchased Services	0.00	0.00	5,000.00	(5,000.00)
Supplies	134.84	743.96	0.00	743.96
Total Expenditures	38,634.80	29,693.87	$ 61,365.00	$ (31,671.13)
Receipts Over (Under) Expenditures	11,365.20	15,306.13		
Unencumbered Cash, Beginning	0.00	11,365.20		
Unencumbered Cash, Ending	$ 11,365.20	$ 26,671.33		

UNIFIED SCHOOL DISTRICT NO. 303, NESS CITY, KANSAS
AT-RISK FUND
Schedule of Receipts and Expenditures - Actual and Budget
Regulatory Basis
For the Year Ended June 30, 2023
(With Comparative Actual Totals for the Prior Year Ended June 30, 2022)

		Current Year		
	Prior Year Actual	Actual	Budget	Variance Over (Under)
Receipts				
Operating Transfers:				
From General	$ 185,000.00	$ 246,000.00	$ 230,000.00	$ 16,000.00
From Supplemental General	70,000.00	75,000.00	80,000.00	(5,000.00)
Total Receipts	255,000.00	321,000.00	$ 310,000.00	$ 11,000.00
Expenditures				
Instruction:				
Salaries	216,412.34	303,114.30	305,971.00	(2,856.70)
Employee Benefits	18,073.50	6,198.61	5,129.00	1,069.61
Purchased Professional Services	0.00	1,790.00	0.00	1,790.00
Supplies	1,090.81	3,256.20	0.00	3,256.20
Other	76.90	0.00	60,000.00	(60,000.00)
Total Expenditures	235,653.55	314,359.11	$ 371,100.00	$ (56,740.89)
Receipts Over (Under) Expenditures	19,346.45	6,640.89		
Unencumbered Cash, Beginning	41,753.46	61,099.91		
Unencumbered Cash, Ending	$ 61,099.91	$ 67,740.80		

UNIFIED SCHOOL DISTRICT NO. 303, NESS CITY, KANSAS
BILINGUAL EDUCATION FUND
Schedule of Receipts and Expenditures - Actual and Budget
Regulatory Basis
For the Year Ended June 30, 2023
(With Comparative Actual Totals for the Prior Year Ended June 30, 2022)

		Current Year		
	Prior Year Actual	Actual	Budget	Variance Over (Under)
Receipts				
Operating Transfers:				
From Supplemental General	$ 15,000.00	$ 20,000.00	$ 40,000.00	$ (20,000.00)
Total Receipts	15,000.00	20,000.00	$ 40,000.00	$ (20,000.00)
Expenditures				
Instruction:				
Salaries	36,089.11	26,969.39	40,792.00	(13,822.61)
Employee Benefits	475.57	185.18	5,000.00	(4,814.82)
Supplies	0.00	0.00	3,536.00	(3,536.00)
Total Expenditures	36,564.68	27,154.57	$ 49,328.00	$ (22,173.43)
Receipts Over (Under) Expenditures	(21,564.68)	(7,154.57)		
Unencumbered Cash, Beginning	30,892.66	9,327.98		
Unencumbered Cash, Ending	$ 9,327.98	$ 2,173.41		

UNIFIED SCHOOL DISTRICT NO. 303, NESS CITY, KANSAS
CAPITAL OUTLAY FUND
Schedule of Receipts and Expenditures - Actual and Budget
Regulatory Basis
For the Year Ended June 30, 2023
(With Comparative Actual Totals for the Prior Year Ended June 30, 2022)

	Prior Year Actual	Current Year Actual	Current Year Budget	Current Year Variance Over (Under)
Receipts				
Taxes and Shared Receipts:				
Ad Valorem Property Tax	$ 288,009.97	$ 339,523.46	$ 327,412.00	$ 12,111.46
Delinquent Tax	5,942.73	5,184.99	2,994.00	2,190.99
Motor Veh./16-20M Veh. Tax	21,598.75	23,168.55	22,011.00	1,157.55
Recreational Vehicle Tax	421.84	407.27	405.00	2.27
Commercial Vehicle Tax	3,293.83	3,429.44	5,076.00	(1,646.56)
Local Sources:				
Interest on Idle Funds	1,075.51	4,245.27	3,000.00	1,245.27
Other Receipts from Local Sources	35,700.99	30,082.78	20,000.00	10,082.78
Total Receipts	356,043.62	406,041.76	$ 380,898.00	$ 25,143.76
Expenditures				
Instruction:				
Supplies	18,165.72	43,408.19	104,775.00	(61,366.81)
Property (Equip & Furn)	23,591.44	7,888.43	20,000.00	(12,111.57)
Student Support Services:				
Supplies	0.00	0.00	20,000.00	(20,000.00)
Property (Equip & Furn)	2,184.34	1,282.25	20,000.00	(18,717.75)
Instructional Support Staff:				
Property (Equip & Furn)	0.00	440.00	0.00	440.00
General Administration:				
Property (Equip & Furn)	846.29	1,278.45	50,000.00	(48,721.55)
School Administration:				
Supplies	0.00	23,611.50	10,000.00	13,611.50
Property (Equip & Furn)	511.65	2,409.96	30,000.00	(27,590.04)
Central Services:				
Property (Equip & Furn)	3,170.00	0.00	5,000.00	(5,000.00)
Operations & Maintenance:				
Purchased Property Services	3,124.70	9,113.30	200,000.00	(190,886.70)
Other Purchased Services	15,000.00	16,228.46	0.00	16,228.46
Property (Equip & Furn)	9,257.95	9,508.98	20,000.00	(10,491.02)
Transportation:				
Property (Equip & Buses)	0.00	0.00	50,000.00	(50,000.00)

UNIFIED SCHOOL DISTRICT NO. 303, NESS CITY, KANSAS
CAPITAL OUTLAY FUND (Cont'd.)
Schedule of Receipts and Expenditures - Actual and Budget
Regulatory Basis
For the Year Ended June 30, 2023
(With Comparative Actual Totals for the Prior Year Ended June 30, 2022)

		Current Year		
	Prior Year Actual	Actual	Budget	Variance Over (Under)
Expenditures (Cont'd.)				
Facility Acquis. & Constr. Services:				
New Building Acquis. & Constr.	7,029.00	0.00	0.00	0.00
Site Improvement	133,333.00	133,333.00	133,333.00	0.00
Building Improvements	39,244.97	15,905.12	50,000.00	(34,094.88)
Other	440,447.98	48,995.63	214,453.00	(165,457.37)
Total Expenditures	695,907.04	313,403.27	$ 927,561.00	$ (614,157.73)
Receipts Over (Under) Expenditures	(339,863.42)	92,638.49		
Unencumbered Cash, Beginning	469,978.61	130,115.19		
Prior Year Cancelled Encumbrances	0.00	32,683.44		
Unencumbered Cash, Ending	$ 130,115.19	$ 255,437.12		

UNIFIED SCHOOL DISTRICT NO. 303, NESS CITY, KANSAS
DRIVER TRAINING FUND
Schedule of Receipts and Expenditures - Actual and Budget
Regulatory Basis
For the Year Ended June 30, 2023
(With Comparative Actual Totals for the Prior Year Ended June 30, 2022)

		Current Year		
	Prior Year Actual	Actual	Budget	Variance Over (Under)
Receipts				
Local Sources:				
Other Receipts from Local Sources	$ 5,250.00	$ 4,350.00	$ 2,500.00	$ 1,850.00
State Aid:				
State Safety Aid	2,562.00	4,620.00	2,025.00	2,595.00
Total Receipts	7,812.00	8,970.00	$ 4,525.00	$ 4,445.00
Expenditures				
Instruction:				
Salaries	4,600.00	6,600.00	8,218.00	(1,618.00)
Employee Benefits	396.56	556.82	274.00	282.82
Other	72.00	2,134.00	10,687.00	(8,553.00)
Vehicle Operations, Maint. Services:				
Supplies	833.05	623.27	569.00	54.27
Property (Equip & Furn)	25.00	26.95	5,000.00	(4,973.05)
Total Expenditures	5,926.61	9,941.04	$ 24,748.00	$ (14,806.96)
Receipts Over (Under) Expenditures	1,885.39	(971.04)		
Unencumbered Cash, Beginning	18,337.57	20,222.96		
Unencumbered Cash, Ending	$ 20,222.96	$ 19,251.92		

UNIFIED SCHOOL DISTRICT NO. 303, NESS CITY, KANSAS
FOOD SERVICE FUND
Schedule of Receipts and Expenditures - Actual and Budget
Regulatory Basis
For the Year Ended June 30, 2023
(With Comparative Actual Totals for the Prior Year Ended June 30, 2022)

		Current Year		
	Prior Year Actual	Actual	Budget	Variance Over (Under)
Receipts				
Local Sources:				
Food Sales	$ 7,559.16	$ 49,863.01	$ 57,725.00	$ (7,861.99)
Miscellaneous	492.32	0.00	0.00	0.00
State Aid:				
State Food Assistance	1,176.03	1,182.86	1,011.00	171.86
Federal Aid:				
Child Nutrition Program	140,840.39	67,603.41	64,796.00	2,807.41
Other Federal Aid	10,610.19	21,962.06	0.00	21,962.06
Operating Transfers:				
From Supplemental General	30,000.00	40,000.00	65,000.00	(25,000.00)
Total Receipts	190,678.09	180,611.34	$ 188,532.00	$ (7,920.66)
Expenditures				
Operations & Maintenance:				
Purchased Property Services	0.00	0.00	0.00	0.00
Other Purchased Services	5,187.80	1,807.43	6,000.00	(4,192.57)
Property (Equip & Furn)	0.00	0.00	1,300.00	(1,300.00)
Food Service Operation:				
Salaries	67,262.68	69,294.72	87,483.00	(18,188.28)
Employee Benefits	17,001.27	16,695.29	26,030.00	(9,334.71)
Food & Supplies	75,987.15	84,865.80	98,337.00	(13,471.20)
Property (Equip & Furn)	5,514.99	0.00	4,000.00	(4,000.00)
Other	1,645.91	666.35	1,000.00	(333.65)
Total Expenditures	172,599.80	173,329.59	$ 224,150.00	$ (50,820.41)
Receipts Over (Under) Expenditures	18,078.29	7,281.75		
Unencumbered Cash, Beginning	17,539.12	35,617.41		
Unencumbered Cash, Ending	$ 35,617.41	$ 42,899.16		

UNIFIED SCHOOL DISTRICT NO. 303, NESS CITY, KANSAS
PROFESSIONAL DEVELOPMENT FUND
Schedule of Receipts and Expenditures - Actual and Budget
Regulatory Basis
For the Year Ended June 30, 2023
(With Comparative Actual Totals for the Prior Year Ended June 30, 2022)

		Current Year		
	Prior Year Actual	Actual	Budget	Variance Over (Under)
Receipts				
State Aid:				
Professional Development Aid	$ 0.00	$ 2,562.00	$ 3,000.00	$ (438.00)
Operating Transfers:				
From Supplemental General	15,000.00	33,000.00	10,000.00	23,000.00
Total Receipts	15,000.00	35,562.00	$ 13,000.00	$ 22,562.00
Expenditures				
Instructional Support Staff:				
Purchased Professional Services	1,080.00	0.00	0.00	0.00
Other Purchased Services	12,980.97	27,731.45	28,575.00	(843.55)
Supplies	466.80	93.55	0.00	93.55
Other	9,261.20	0.00	0.00	0.00
Total Expenditures	23,788.97	27,825.00	$ 28,575.00	$ (750.00)
Receipts Over (Under) Expenditures	(8,788.97)	7,737.00		
Unencumbered Cash, Beginning	24,363.92	15,574.95		
Unencumbered Cash, Ending	$ 15,574.95	$ 23,311.95		

UNIFIED SCHOOL DISTRICT NO. 303, NESS CITY, KANSAS
SUMMER SCHOOL FUND
Schedule of Receipts and Expenditures - Actual and Budget
Regulatory Basis
For the Year Ended June 30, 2023
(With Comparative Actual Totals for the Prior Year Ended June 30, 2022)

		Current Year		
	Prior Year Actual	Actual	Budget	Variance Over (Under)
Receipts				
None	$ 0.00	$ 0.00	$ 0.00	$ 0.00
Total Receipts	0.00	0.00	$ 0.00	$ 0.00
Expenditures				
Instruction:				
Salaries	0.00	0.00	998.00	(998.00)
Total Expenditures	0.00	0.00	$ 998.00	$ (998.00)
Receipts Over (Under) Expenditures	0.00	0.00		
Unencumbered Cash, Beginning	997.53	997.53		
Unencumbered Cash, Ending	$ 997.53	$ 997.53		

UNIFIED SCHOOL DISTRICT NO. 303, NESS CITY, KANSAS
SPECIAL EDUCATION FUND
Schedule of Receipts and Expenditures - Actual and Budget
Regulatory Basis
For the Year Ended June 30, 2023
(With Comparative Actual Totals for the Prior Year Ended June 30, 2022)

		Current Year		
	Prior Year Actual	Actual	Budget	Variance Over (Under)
Receipts				
Local Sources:				
Other Receipts from Local Sources	$ 14,039.09	$ 16,002.77	$ 7,500.00	$ 8,502.77
Federal Aid:				
ESSER I	2,417.00	0.00	1,822.00	(1,822.00)
ESSER II	8,839.00	4,337.00	6,588.00	(2,251.00)
Operating Transfers:				
From General	220,258.00	263,353.94	258,400.00	4,953.94
From Supplemental General	59,486.55	80,000.00	100,000.00	(20,000.00)
Total Receipts	305,039.64	363,693.71	$ 374,310.00	$ (10,616.29)
Expenditures				
Instruction:				
Salaries	2,341.27	153.42	0.00	153.42
Employee Benefits	446.17	20.74	39.00	(18.26)
Purchased Professional Services	0.00	0.00	415.00	(415.00)
Other Purchased Services				
Assessments	111,375.00	126,280.00	130,000.00	(3,720.00)
Flow-thru	220,258.00	215,259.00	299,020.00	(83,761.00)
Other	9,258.23	3,887.78	3,500.00	387.78
Supplies	294.11	4,702.95	400.00	4,302.95
Other	48.60	330.30	0.00	330.30
Operations & Maintenance:				
Purchased Property Services	827.80	838.65	800.00	38.65
Supplies	2,367.37	2,011.68	3,500.00	(1,488.32)
Vehicle Operating Services:				
Supplies	0.00	55.00	0.00	55.00
Total Expenditures	347,216.55	353,539.52	$ 437,674.00	$ (84,134.48)
Receipts Over (Under) Expenditures	(42,176.91)	10,154.19		
Unencumbered Cash, Beginning	105,542.73	63,365.82		
Unencumbered Cash, Ending	$ 63,365.82	$ 73,520.01		

UNIFIED SCHOOL DISTRICT NO. 303, NESS CITY, KANSAS
CAREER & POSTSECONDARY EDUCATION FUND
Schedule of Receipts and Expenditures - Actual and Budget
Regulatory Basis
For the Year Ended June 30, 2023
(With Comparative Actual Totals for the Prior Year Ended June 30, 2022)

		Current Year		
	Prior Year Actual	Actual	Budget	Variance Over (Under)
Receipts				
Local Sources:				
Other Receipts from Local Sources	$ 0.00	$ 39,775.93	$ 42,000.00	$ (2,224.07)
Operating Transfers:				
From General	0.00	0.00	50,000.00	(50,000.00)
From Supplemental General	75,000.00	116,334.47	100,000.00	16,334.47
Total Receipts	75,000.00	156,110.40	$ 192,000.00	$ (35,889.60)
Expenditures				
Instruction:				
Salaries	139,372.55	107,304.96	150,145.00	(42,840.04)
Employee Benefits	11,706.05	8,819.94	8,016.00	803.94
Purchased Professional Services	675.00	0.00	0.00	0.00
Other Purchased Services	3,035.70	2,138.86	7,500.00	(5,361.14)
Supplies	6,630.66	8,426.51	10,000.00	(1,573.49)
Property (Equip & Furn)	14,897.70	15,818.06	15,000.00	818.06
Other	21,285.58	5,246.33	22,000.00	(16,753.67)
Operations & Maintenance:				
Purchased Property Services	0.00	822.79	2,500.00	(1,677.21)
Total Expenditures	197,603.24	148,577.45	$ 215,161.00	$ (66,583.55)
Receipts Over (Under) Expenditures	(122,603.24)	7,532.95		
Unencumbered Cash, Beginning	145,765.00	23,161.76		
Unencumbered Cash, Ending	$ 23,161.76	$ 30,694.71		

UNIFIED SCHOOL DISTRICT NO. 303, NESS CITY, KANSAS
GIFTS AND GRANTS FUND
Schedule of Receipts and Expenditures
Regulatory Basis
For the Year Ended June 30, 2023
(With Comparative Actual Totals for the Prior Year Ended June 30, 2022)

	2022	2023
Receipts		
Local Sources:		
Interest on Idle Funds	$ 0.10	$ 0.00
Grants & Donations	6,862.00	9,790.80
State Sources:		
Safe & Secure Schools Grant	0.00	5,082.00
Total Receipts	6,862.10	14,872.80
Expenditures		
Instruction:		
Property (Equip & Furn)	7,091.73	9,668.36
Total Expenditures	7,091.73	9,668.36
Receipts Over (Under) Expenditures	(229.63)	5,204.44
Unencumbered Cash, Beginning	5,206.93	4,977.30
Unencumbered Cash, Ending	$ 4,977.30	$ 10,181.74

UNIFIED SCHOOL DISTRICT NO. 303, NESS CITY, KANSAS
KPERS SPECIAL RETIREMENT FUND
Schedule of Receipts and Expenditures - Actual and Budget
Regulatory Basis
For the Year Ended June 30, 2023
(With Comparative Actual Totals for the Prior Year Ended June 30, 2022)

		Current Year		
	Prior Year Actual	Actual	Budget	Variance Over (Under)
Receipts				
State Aid:				
KPERS Aid	$ 290,722.99	$ 301,051.68	$ 313,981.00	$ (12,929.32)
Total Receipts	290,722.99	301,051.68	$ 313,981.00	$ (12,929.32)
Expenditures				
Instruction:				
Employee Benefits	190,736.54	195,214.16	209,745.00	(14,530.84)
Student Support Services:				
Employee Benefits	3,801.48	10,759.81	5,286.00	5,473.81
Instructional Support Staff:				
Employee Benefits	3,686.68	2,650.60	5,360.00	(2,709.40)
General Administration:				
Employee Benefits	21,648.25	21,476.92	22,258.00	(781.08)
School Administration:				
Employee Benefits	27,293.89	27,396.12	27,355.00	41.12
Central Services:				
Employee Benefits	4,544.31	5,235.00	6,006.00	(771.00)
Operations & Maintenance:				
Employee Benefits	21,889.71	21,175.21	17,899.00	3,276.21
Student Transportation Services:				
Employee Benefits	6,152.42	8,012.97	4,943.00	3,069.97
Food Service:				
Employee Benefits	10,969.71	9,130.89	15,129.00	(5,998.11)
Total Expenditures	290,722.99	301,051.68	$ 313,981.00	$ (12,929.32)
Receipts Over (Under) Expenditures	0.00	0.00		
Unencumbered Cash, Beginning	0.00	0.00		
Unencumbered Cash, Ending	$ 0.00	$ 0.00		

UNIFIED SCHOOL DISTRICT NO. 303, NESS CITY, KANSAS
CONTINGENCY RESERVE FUND
Schedule of Receipts and Expenditures
Regulatory Basis
For the Year Ended June 30, 2023
(With Comparative Actual Totals for the Prior Year Ended June 30, 2022)

	2022	2023
Receipts		
None	$ 0.00	$ 0.00
Total Receipts	0.00	0.00
Expenditures		
None	0.00	0.00
Total Expenditures	0.00	0.00
Receipts Over (Under) Expenditures	0.00	0.00
Unencumbered Cash, Beginning	230,472.00	230,472.00
Unencumbered Cash, Ending	$ 230,472.00	$ 230,472.00

UNIFIED SCHOOL DISTRICT NO. 303, NESS CITY, KANSAS
TEXTBOOK RENTAL FUND
Schedule of Receipts and Expenditures
Regulatory Basis
For the Year Ended June 30, 2023
(With Comparative Actual Totals for the Prior Year Ended June 30, 2022)

	2022	2023
Receipts		
Local Sources:		
Fees (Rental)	$ 7,584.00	$ 0.00
Fines	74.53	128.75
Rental Fees & Books	0.00	19,302.10
Miscellaneous	20,009.00	7,229.34
Total Receipts	27,667.53	26,660.19
Expenditures		
Instruction:		
Supplies	80,704.27	3,343.93
Instructional Support Staff:		
Supplies	17,305.68	16,844.19
Total Expenditures	98,009.95	20,188.12
Receipts Over (Under) Expenditures	(70,342.42)	6,472.07
Unencumbered Cash, Beginning	74,729.94	4,387.52
Unencumbered Cash, Ending	$ 4,387.52	$ 10,859.59

UNIFIED SCHOOL DISTRICT NO. 303, NESS CITY, KANSAS
RECREATION COMMISSION FUND
Schedule of Receipts and Expenditures - Actual and Budget
Regulatory Basis
For the Year Ended June 30, 2023
(With Comparative Actual Totals for the Prior Year Ended June 30, 2022)

		Current Year		
	Prior Year Actual	Actual	Budget	Variance Over (Under)
Receipts				
Taxes and Shared Receipts:				
Ad Valorem Property Tax	$ 94,620.96	$ 85,196.92	$ 82,391.00	$ 2,805.92
Delinquent Tax	1,330.13	1,615.29	985.00	630.29
Motor Veh./16-20M Veh. Tax	4,437.14	6,685.88	6,006.00	679.88
Recreational Vehicle Tax	88.76	120.49	110.00	10.49
Commercial Vehicle Tax	758.69	1,088.40	1,385.00	(296.60)
Total Receipts	101,235.68	94,706.98	$ 90,877.00	$ 3,829.98
Expenditures				
Community Service Operations	73,938.00	118,900.00	118,900.00	0.00
Total Expenditures	73,938.00	118,900.00	$ 118,900.00	$ 0.00
Receipts Over (Under) Expenditures	27,297.68	(24,193.02)		
Unencumbered Cash, Beginning	17,711.43	45,009.11		
Unencumbered Cash, Ending	$ 45,009.11	$ 20,816.09		

UNIFIED SCHOOL DISTRICT NO. 303, NESS CITY, KANSAS
RECREATION COMMISSION EMPLOYEE BENEFIT FUND
Schedule of Receipts and Expenditures - Actual and Budget
Regulatory Basis
For the Year Ended June 30, 2023
(With Comparative Actual Totals for the Prior Year Ended June 30, 2022)

		Current Year		
	Prior Year Actual	Actual	Budget	Variance Over (Under)
Receipts				
Taxes and Shared Receipts:				
Ad Valorem Property Tax	$ 36,324.72	$ 17,281.80	$ 17,230.00	$ 51.80
Delinquent Tax	461.73	601.43	382.00	219.43
Motor Veh./16-20M Veh. Tax	2,043.16	2,120.11	1,719.00	401.11
Recreational Vehicle Tax	37.81	39.78	32.00	7.78
Commercial Vehicle Tax	229.65	407.50	397.00	10.50
Total Receipts	39,097.07	20,450.62	$ 19,760.00	$ 690.62
Expenditures				
Community Service Operations	14,780.00	44,510.00	44,510.00	0.00
Total Expenditures	14,780.00	44,510.00	$ 44,510.00	$ 0.00
Receipts Over (Under) Expenditures	24,317.07	(24,059.38)		
Unencumbered Cash, Beginning	5,413.33	29,730.40		
Unencumbered Cash, Ending	$ 29,730.40	$ 5,671.02		

UNIFIED SCHOOL DISTRICT NO. 303, NESS CITY, KANSAS
TITLE I FUND
Schedule of Receipts and Expenditures
Regulatory Basis
For the Year Ended June 30, 2023
(With Comparative Actual Totals for the Prior Year Ended June 30, 2022)

	2022	2023
Receipts		
Federal Aid:		
Other Federal Grants Thru State	$ 47,814.00	$ 48,421.00
Total Receipts	47,814.00	48,421.00
Expenditures		
Instruction:		
Salaries	44,414.75	45,408.60
Employee Benefits	3,399.25	2,563.65
Other	0.00	448.75
Total Expenditures	47,814.00	48,421.00
Receipts Over (Under) Expenditures	0.00	0.00
Unencumbered Cash, Beginning	0.00	0.00
Unencumbered Cash, Ending	$ 0.00	$ 0.00

UNIFIED SCHOOL DISTRICT NO. 303, NESS CITY, KANSAS
TITLE II-A FUND
Schedule of Receipts and Expenditures
Regulatory Basis
For the Year Ended June 30, 2023
(With Comparative Actual Totals for the Prior Year Ended June 30, 2022)

	2022	2023
Receipts		
Federal Aid:		
Other Federal Grants Thru State	$ 6,491.00	$ 7,078.00
Total Receipts	6,491.00	7,078.00
Expenditures		
Instructional Support Staff:		
Purchased Professional Services	5,377.00	6,573.00
Other Purchased Services	1,114.00	505.00
Total Expenditures	6,491.00	7,078.00
Receipts Over (Under) Expenditures	0.00	0.00
Unencumbered Cash, Beginning	0.00	0.00
Unencumbered Cash, Ending	$ 0.00	$ 0.00

UNIFIED SCHOOL DISTRICT NO. 303, NESS CITY, KANSAS
TITLE IV FUND
Schedule of Receipts and Expenditures
Regulatory Basis
For the Year Ended June 30, 2023
(With Comparative Actual Totals for the Prior Year Ended June 30, 2022)

	2022	2023
Receipts		
Federal Aid:		
Other Federal Grants Thru State	$ 12,280.00	$ 12,375.00
Total Receipts	12,280.00	12,375.00
Expenditures		
Instruction:		
Salaries	2,107.00	0.00
Purchased Professional Services	0.00	1,058.00
Other Purchased Services	0.00	25.00
Instructional Support Staff:		
Purchased Professional Services	10,173.00	11,292.00
Total Expenditures	12,280.00	12,375.00
Receipts Over (Under) Expenditures	0.00	0.00
Unencumbered Cash, Beginning	0.00	0.00
Unencumbered Cash, Ending	$ 0.00	$ 0.00

UNIFIED SCHOOL DISTRICT NO. 303, NESS CITY, KANSAS
REAP GRANT FUND
Schedule of Receipts and Expenditures
Regulatory Basis
For the Year Ended June 30, 2023
(With Comparative Actual Totals for the Prior Year Ended June 30, 2022)

	2022	2023
Receipts		
Federal Aid:		
US Department of Education	$ 16,326.05	$ 22,841.55
Total Receipts	16,326.05	22,841.55
Expenditures		
Instruction:		
Purchased Professional Services	1,403.25	0.00
Instructional Support Staff:		
Property (Equip & Furn)	14,922.80	22,841.55
Total Expenditures	16,326.05	22,841.55
Receipts Over (Under) Expenditures	0.00	0.00
Unencumbered Cash, Beginning	0.00	0.00
Unencumbered Cash, Ending	$ 0.00	$ 0.00

UNIFIED SCHOOL DISTRICT NO. 303, NESS CITY, KANSAS
CARL PERKINS FUND
Schedule of Receipts and Expenditures
Regulatory Basis
For the Year Ended June 30, 2023
(With Comparative Actual Totals for the Prior Year Ended June 30, 2022)

	2022	2023
Receipts		
Local Sources:		
Other Receipts from Local Sources	$ 2,150.00	$ 1,308.59
Total Receipts	2,150.00	1,308.59
Expenditures		
Instruction:		
Other Purchased Services	325.00	0.00
Property (Equip & Furn)	1,500.00	1,306.48
Total Expenditures	1,825.00	1,306.48
Receipts Over (Under) Expenditures	325.00	2.11
Unencumbered Cash, Beginning	(325.00)	0.00
Unencumbered Cash, Ending	$ 0.00	$ 2.11

UNIFIED SCHOOL DISTRICT NO. 303, NESS CITY, KANSAS
LINK GRANT FUND
Schedule of Receipts and Expenditures
Regulatory Basis
For the Year Ended June 30, 2023
(With Comparative Actual Totals for the Prior Year Ended June 30, 2022)

	2022	2023
Receipts		
Local Sources:		
Other Receipts from Local Sources	$ 25,078.19	$ 0.00
Total Receipts	25,078.19	0.00
Expenditures		
Instruction:		
Other	11,527.44	0.00
Total Expenditures	11,527.44	0.00
Receipts Over (Under) Expenditures	13,550.75	0.00
Unencumbered Cash, Beginning	(13,550.75)	0.00
Unencumbered Cash, Ending	$ 0.00	$ 0.00

UNIFIED SCHOOL DISTRICT NO. 303, NESS CITY, KANSAS
ESSER I GRANT FUND
Schedule of Receipts and Expenditures
Regulatory Basis
For the Year Ended June 30, 2023
(With Comparative Actual Totals for the Prior Year Ended June 30, 2022)

	2022	2023
Receipts		
Federal Aid:		
Other Federal Grants Thru State	$ 1,897.00	$ 1,897.00
Total Receipts	1,897.00	1,897.00
Expenditures		
Operations & Maintenance:		
Supplies	67.00	1,897.00
Total Expenditures	67.00	1,897.00
Receipts Over (Under) Expenditures	1,830.00	0.00
Unencumbered Cash, Beginning	(1,830.00)	0.00
Unencumbered Cash, Ending	$ 0.00	$ 0.00

UNIFIED SCHOOL DISTRICT NO. 303, NESS CITY, KANSAS
ESSER II GRANT FUND
Schedule of Receipts and Expenditures
Regulatory Basis
For the Year Ended June 30, 2023
(With Comparative Actual Totals for the Prior Year Ended June 30, 2022)

	2022	2023
Receipts		
Federal Aid:		
Other Federal Grants Thru State	$ 161,161.00	$ 0.00
Total Receipts	161,161.00	0.00
Expenditures		
Instruction:		
Salaries	13,415.32	0.00
Employee Benefits	1,263.30	0.00
Property (Equip & Furn)	5,676.22	0.00
Instructional Support Staff:		
Purchased Professional Services	29,734.65	0.00
Operations & Maintenance:		
Purchased Property Services	19,631.35	0.00
Supplies	646.80	0.00
Vehicle Operating Services:		
Equipment (Including Buses)	55,961.00	0.00
Total Expenditures	126,328.64	0.00
Receipts Over (Under) Expenditures	34,832.36	0.00
Unencumbered Cash, Beginning	(34,832.36)	0.00
Unencumbered Cash, Ending	$ 0.00	$ 0.00

UNIFIED SCHOOL DISTRICT NO. 303, NESS CITY, KANSAS
ESSER III GRANT FUND
Schedule of Receipts and Expenditures
Regulatory Basis
For the Year Ended June 30, 2023
(With Comparative Actual Totals for the Prior Year Ended June 30, 2022)

	2022	2023
Receipts		
Federal Aid:		
Other Federal Grants Thru State	$ 0.00	$ 218,292.00
Total Receipts	0.00	218,292.00
Expenditures		
Instruction:		
Salaries	42,324.96	95,090.00
Employee Benefits	1,850.34	7,088.91
Property (Equip & Furn)	14,530.33	15,000.00
Instructional Support Staff:		
Supplies	236.50	521.66
Facility Acquis. & Constr. Services:		
Other	22,200.00	1,545.48
Total Expenditures	81,142.13	119,246.05
Receipts Over (Under) Expenditures	(81,142.13)	99,045.95
Unencumbered Cash, Beginning	(50,197.00)	(131,339.13)
Prior Year Cancelled Encumbrances	0.00	16,200.00
Unencumbered Cash, Ending (See Note 3)	$ (131,339.13)	$ (16,093.18)

UNIFIED SCHOOL DISTRICT NO. 303, NESS CITY, KANSAS
TEST TO STAY GRANT FUND
Schedule of Receipts and Expenditures
Regulatory Basis
For the Year Ended June 30, 2023
(With Comparative Actual Totals for the Prior Year Ended June 30, 2022)

	2022	2023
Receipts		
Federal Aid:		
Other Federal Grants Thru State	$ 22,071.00	$ 42,926.98
Total Receipts	22,071.00	42,926.98
Expenditures		
Student Support Services:		
Salaries	33,492.25	47,904.50
Employee Benefits	1,258.66	1,899.09
Other Purchased Services	0.00	125.00
Supplies	534.82	6,316.10
Property (Equip & Furn)	2,775.00	4,598.35
Other	180.00	180.00
Total Expenditures	38,240.73	61,023.04
Receipts Over (Under) Expenditures	(16,169.73)	(18,096.06)
Unencumbered Cash, Beginning	0.00	(16,169.73)
Unencumbered Cash, Ending (See Note 3)	$ (16,169.73)	$ (34,265.79)

UNIFIED SCHOOL DISTRICT NO. 303, NESS CITY, KANSAS
LEAPES FUND
Schedule of Receipts and Expenditures
Regulatory Basis
For the Year Ended June 30, 2023
(With Comparative Actual Totals for the Prior Year Ended June 30, 2022)

	2022	2023
Receipts		
Federal Aid:		
Other Federal Grants Thru State	$ 0.00	$ 200.00
Total Receipts	0.00	200.00
Expenditures		
Instructional Support Staff:		
Supplies	100.00	100.00
Total Expenditures	100.00	100.00
Receipts Over (Under) Expenditures	(100.00)	100.00
Unencumbered Cash, Beginning	0.00	(100.00)
Unencumbered Cash, Ending	$ (100.00)	$ 0.00

UNIFIED SCHOOL DISTRICT NO. 303, NESS CITY, KANSAS
AGENCY FUNDS
Summary of Receipts and Disbursements
Regulatory Basis
For the Year Ended June 30, 2023

Fund	Beginning Cash Balance	Receipts	Disbursements	Ending Cash Balance
High School:				
Class of 2023	$ 1,881.16	$ 178.22	$ 2,059.38	$ 0.00
Class of 2024	1,772.05	8,709.59	6,425.42	4,056.22
Class of 2025	2,540.56	2,328.38	0.00	4,868.94
Class of 2026	0.00	1,156.60	0.00	1,156.60
Elementary	2,437.79	0.00	224.68	2,213.11
N Club	28,119.98	4,999.28	8,290.31	24,828.95
FFA	7,843.29	22,711.03	26,616.29	3,938.03
FCCLA	220.98	0.00	0.00	220.98
National Honor Society	213.84	400.00	504.68	109.16
KAYS	1,458.66	11.50	527.47	942.69
Special Education	770.92	650.70	362.08	1,059.54
Student Council	2,894.42	6,253.45	5,512.07	3,635.80
Student Trips	3,022.44	0.00	2,017.52	1,004.92
Pep Club	2,890.12	2,864.34	3,138.35	2,616.11
Year Book	8,806.79	7,592.06	7,336.91	9,061.94
Sales Tax	701.27	5,049.98	4,906.61	844.64
Skills Chapter	9,732.14	0.00	0.00	9,732.14
Media Program	270.34	0.00	270.34	0.00
Total Agency Funds	$ 75,576.75	$ 62,905.13	$ 68,192.11	$ 70,289.77

UNIFIED SCHOOL DISTRICT NO. 303, NESS CITY, KANSAS
DISTRICT ACTIVITY FUNDS
Schedule of Receipts, Expenditures and Unencumbered Cash
Regulatory Basis
For the Year Ended June 30, 2023

Funds	Beginning Unencumbered Cash Balance	Prior Year Cancelled Encumbrances	Receipts
Gate Receipts:			
High School:			
Athletics	$ 5,072.06	$ 0.00	$ 54,959.01
Total Gate Receipts	5,072.06	0.00	54,959.01
School Projects:			
High School:			
Concessions	187.96	0.00	16,713.90
Awards	107.34	0.00	0.00
Band Trip	7,013.58	0.00	0.00
Elementary Carnival	0.00	0.00	10,927.80
Scholars Bowl	634.51	0.00	1,040.00
School Play	1,993.90	0.00	0.00
Speech/Drama	207.36	0.00	0.00
Scholarships	7,500.00	0.00	0.00
Total School Projects	17,644.65	0.00	28,681.70
Total District Activity Funds	$ 22,716.71	$ 0.00	$ 83,640.71

Expenditures	Ending Unencumbered Cash Balance	Add Encumbrances and Accounts Payable	Ending Cash Balance
$ 57,541.34	$ 2,489.73	$ 0.00	$ 2,489.73
57,541.34	2,489.73	0.00	2,489.73
15,264.34	1,637.52	0.00	1,637.52
101.20	6.14	0.00	6.14
5,519.24	1,494.34	0.00	1,494.34
2,652.21	8,275.59	0.00	8,275.59
1,130.16	544.35	0.00	544.35
283.80	1,710.10	0.00	1,710.10
0.00	207.36	0.00	207.36
1,500.00	6,000.00	0.00	6,000.00
26,450.95	19,875.40	0.00	19,875.40
$ 83,992.29	$ 22,365.13	$ 0.00	$ 22,365.13

SUPPLEMENTARY INFORMATION

Unified School District No. 303
Ness City, Kansas
Unencumbered Cash Balances - Selected Funds

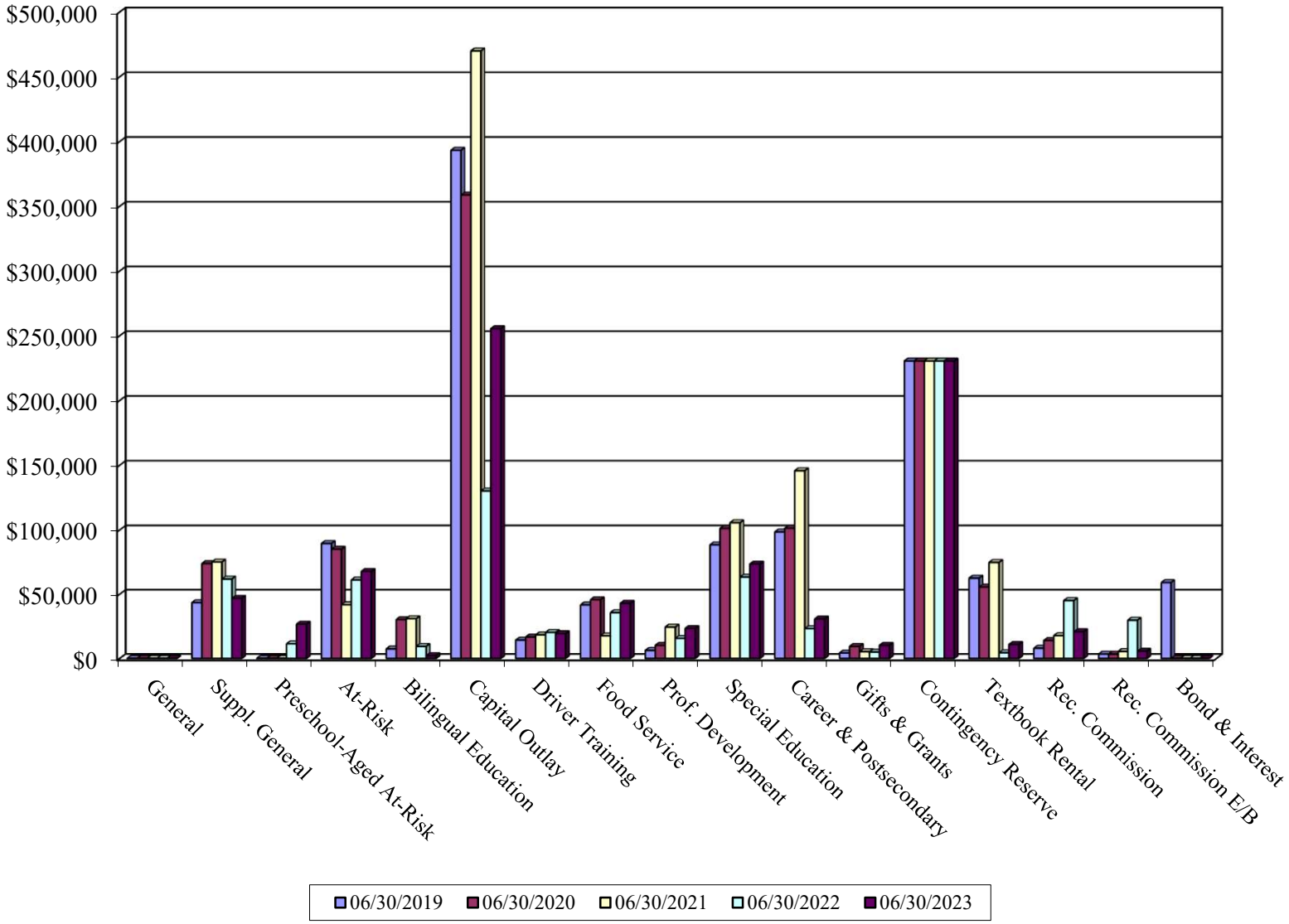

Unified School District No. 303
Ness City, Kansas
Unencumbered Cash Compared to Expenditures - Selected Funds

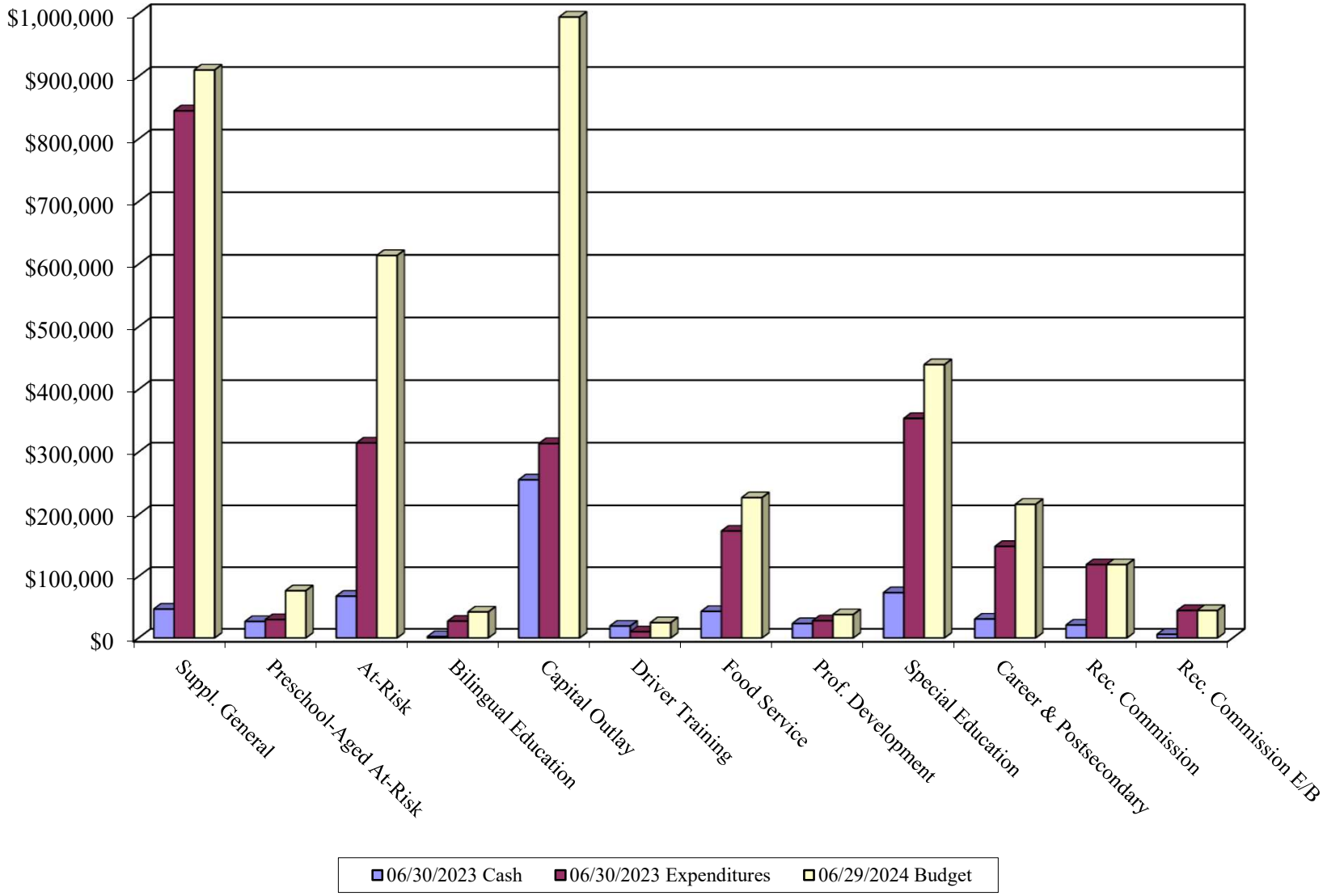

Unified School District No. 303
Ness City, Kansas
General & Supplemental General Fund Receipts

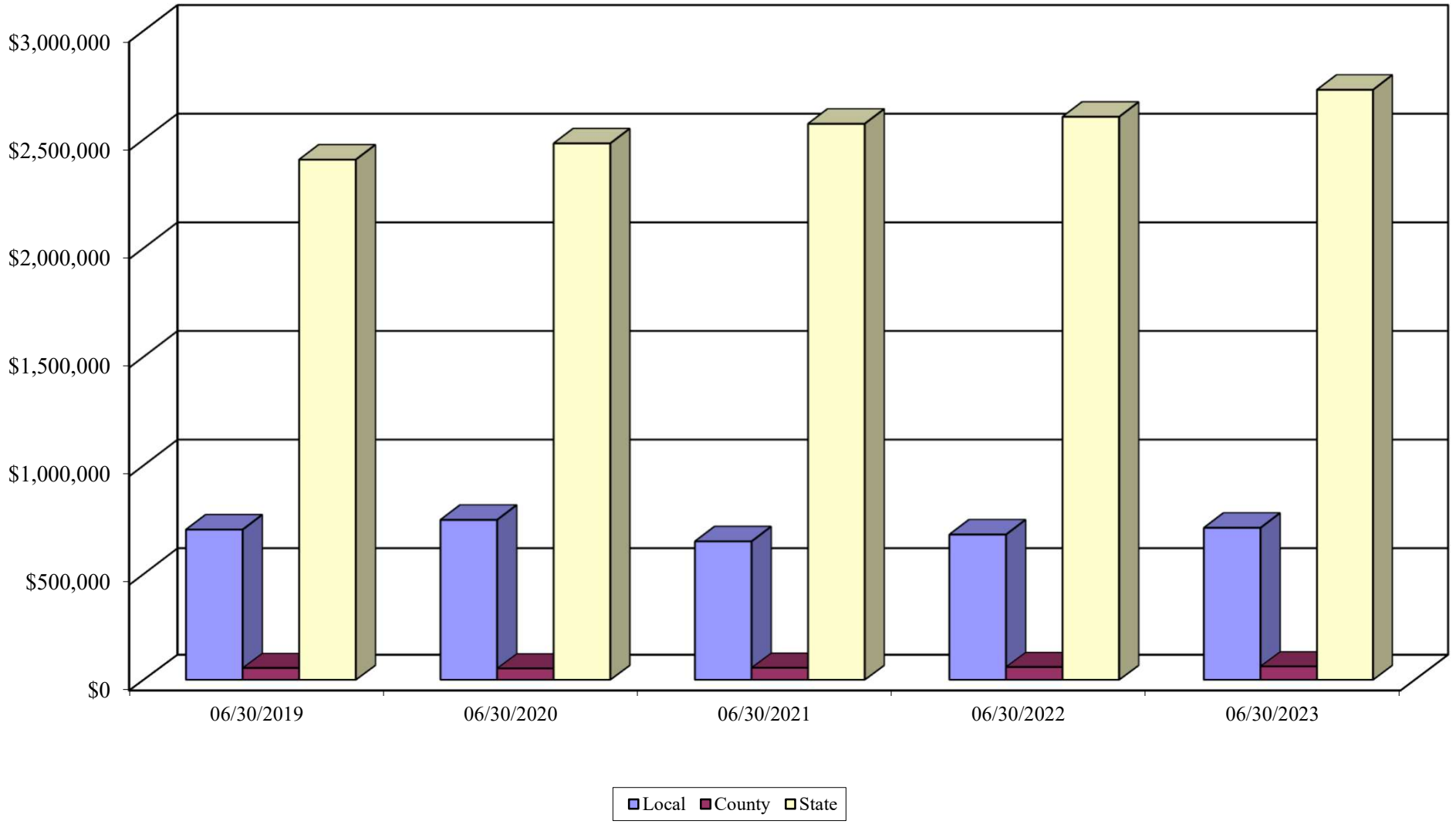

Unified School District No. 303
Ness City, Kansas
General & Supplemental General Fund Receipts

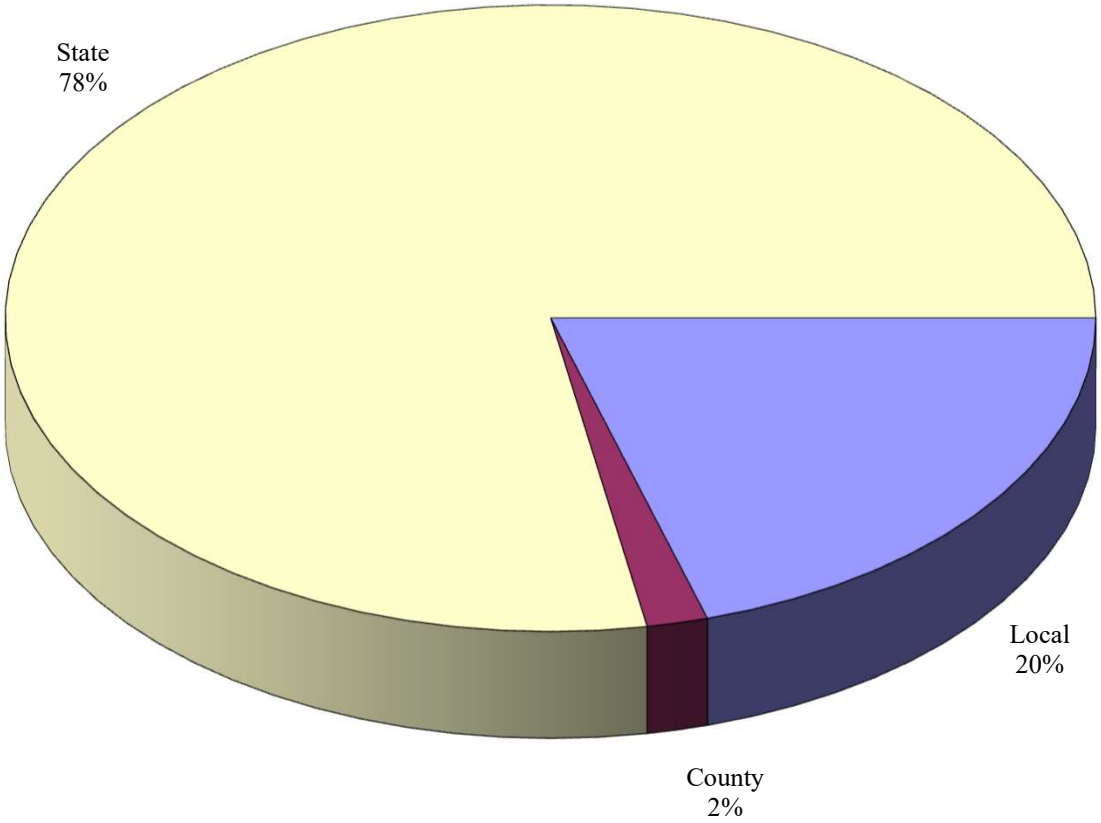

06/30/2022

Unified School District No. 303
Ness City, Kansas
General & Supplemental General Fund Receipts

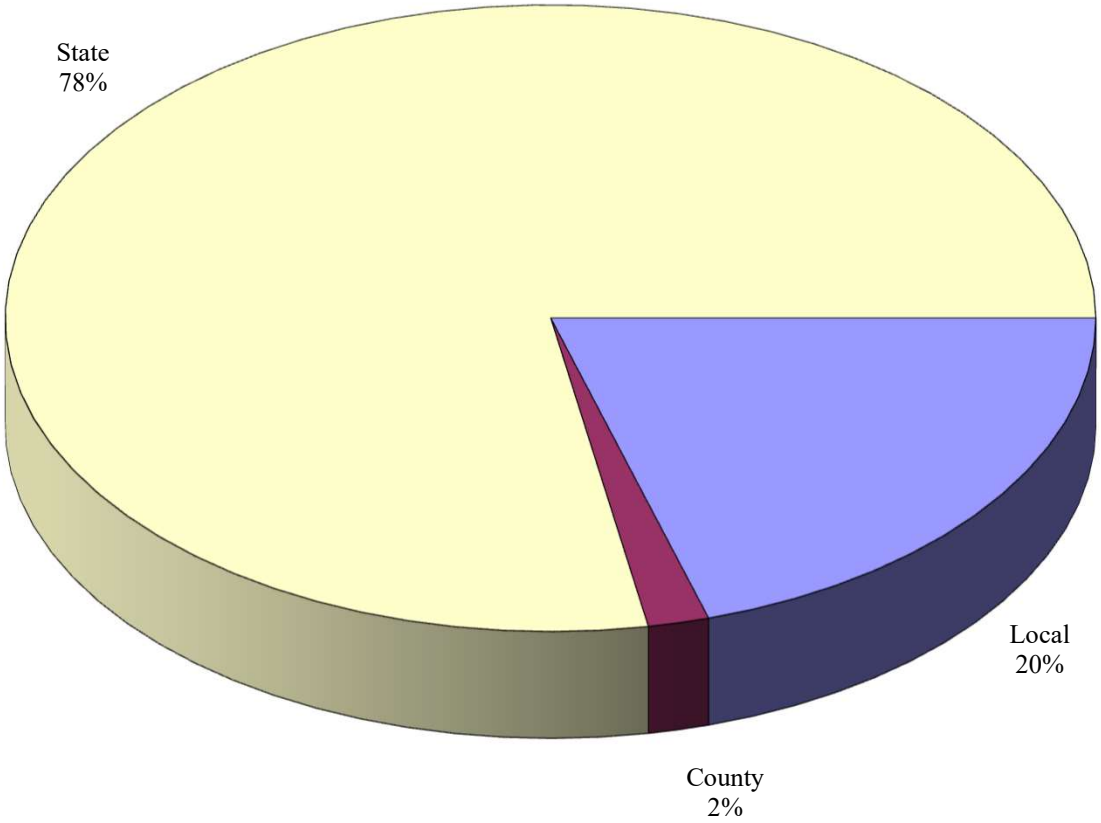

06/30/2023

Unified School District No. 303
Ness City, Kansas
State Aid

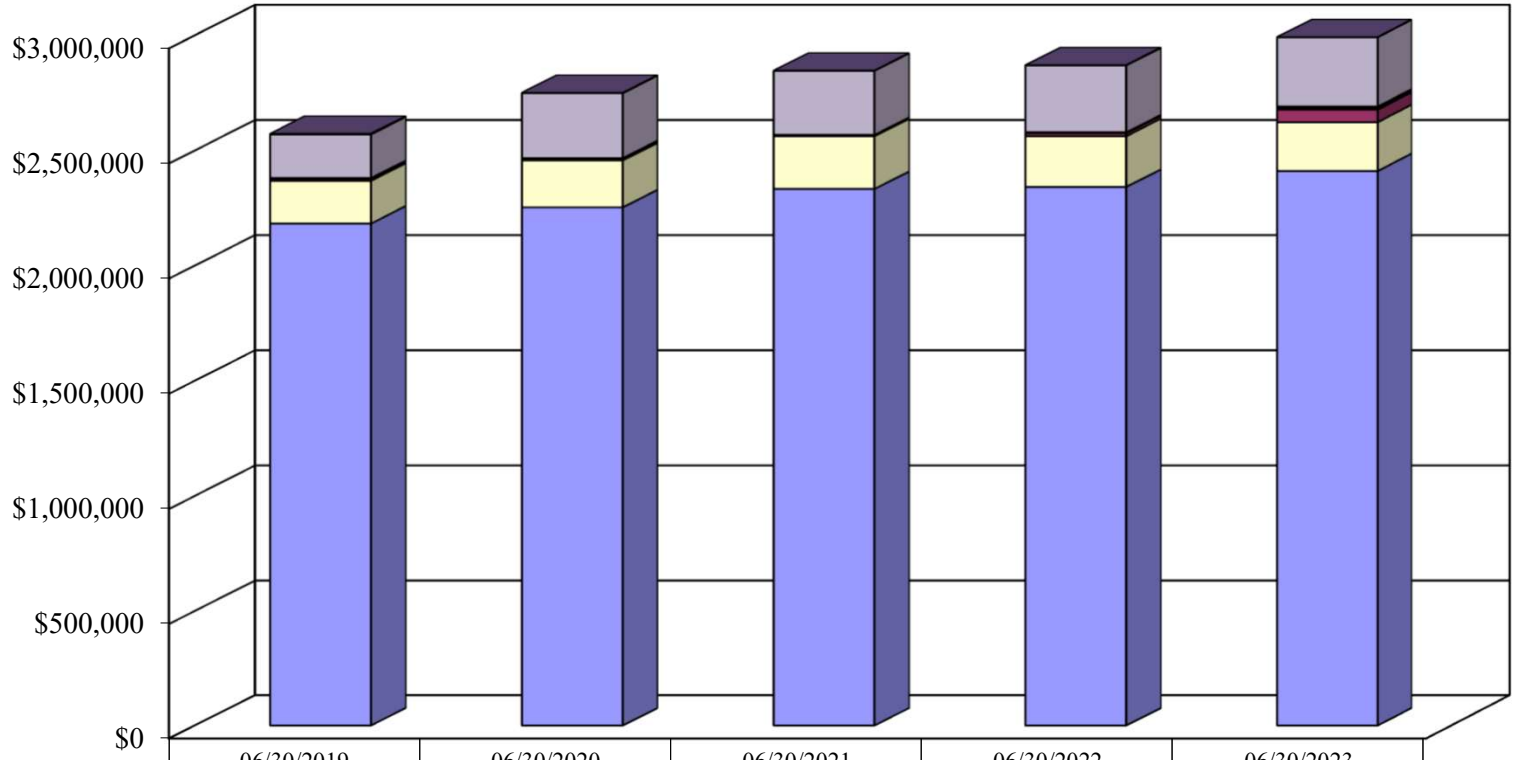

	06/30/2019	06/30/2020	06/30/2021	06/30/2022	06/30/2023
Other	2,268	1,017	0	332	66
KPERS Special Retirement	189,926	282,000	278,664	290,723	301,052
Safe & Secure Schools	5,234	5,455	0	0	5,082
Prof. Development	1,776	1,167	1,994	0	2,562
Food Assistance	1,521	1,705	1,718	1,176	1,183
Safety Aid	3,234	1,690	1,836	2,562	4,620
Supplemental	0	0	0	12,902	54,149
Special Education	185,739	203,797	229,172	220,258	212,181
General	2,182,812	2,253,435	2,333,003	2,342,159	2,411,039

Unified School District No. 303
Ness City, Kansas
General & Supplemental General Fund Expenditures

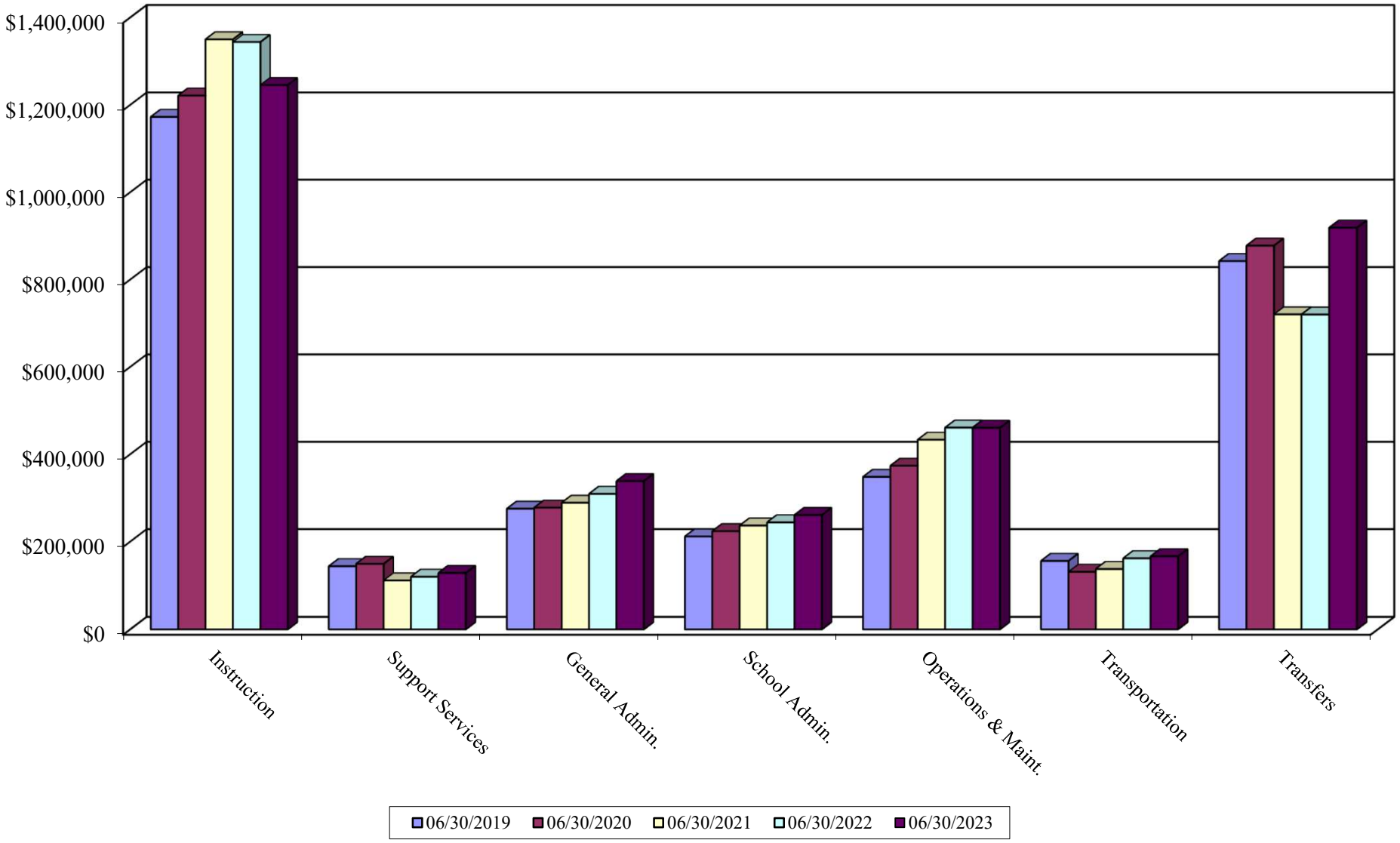

Unified School District No. 303
Ness City, Kansas
General & Supplemental General Fund Expenditures

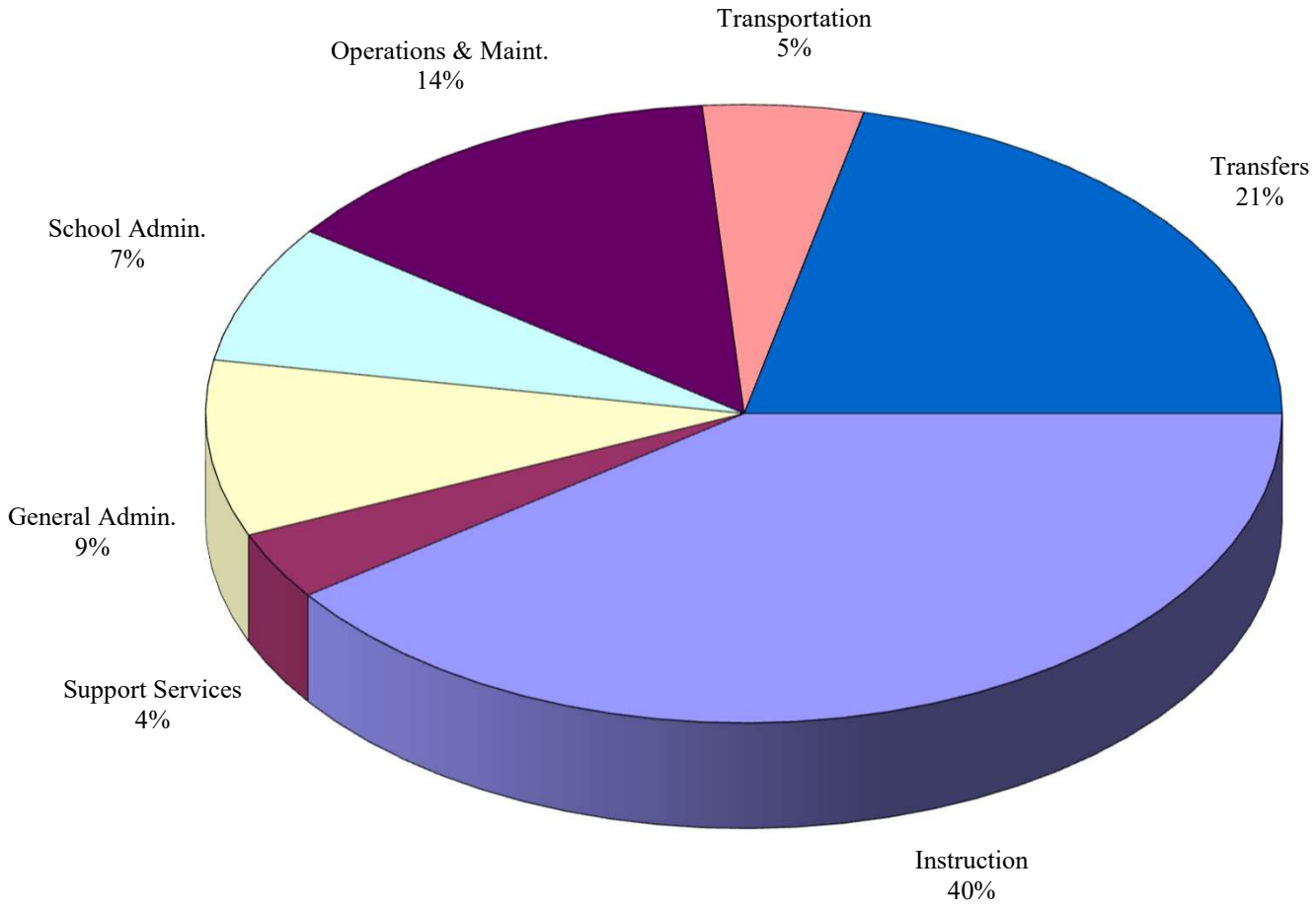

06/30/2022

Unified School District No. 303
Ness City, Kansas
General & Supplemental General Fund Expenditures

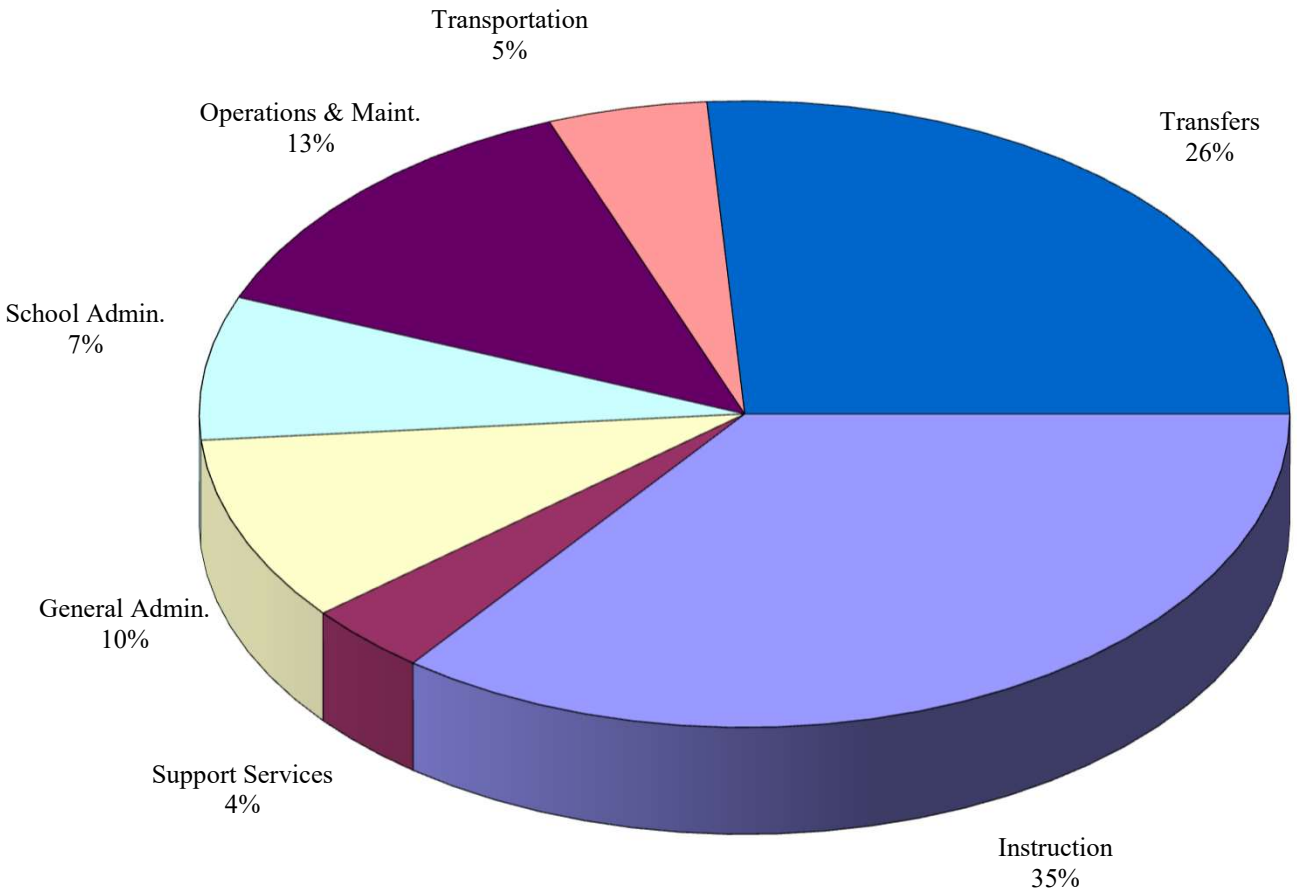

06/30/2023

Unified School District No. 303
Ness City, Kansas
General & Supplemental General Fund Expenditures

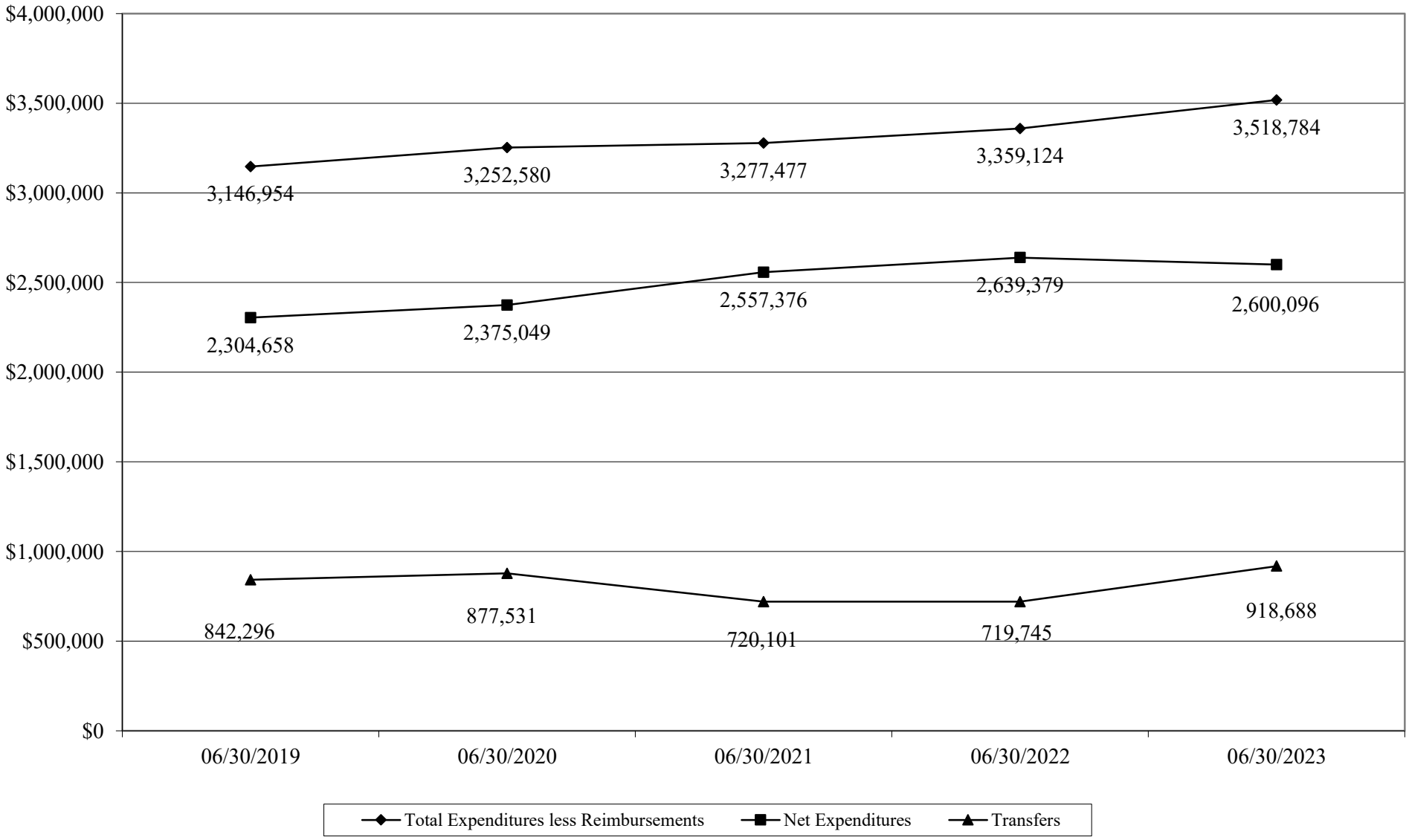

Unified School District No. 303
Ness City, Kansas
Special Purpose Fund Expenditures - Selected Funds

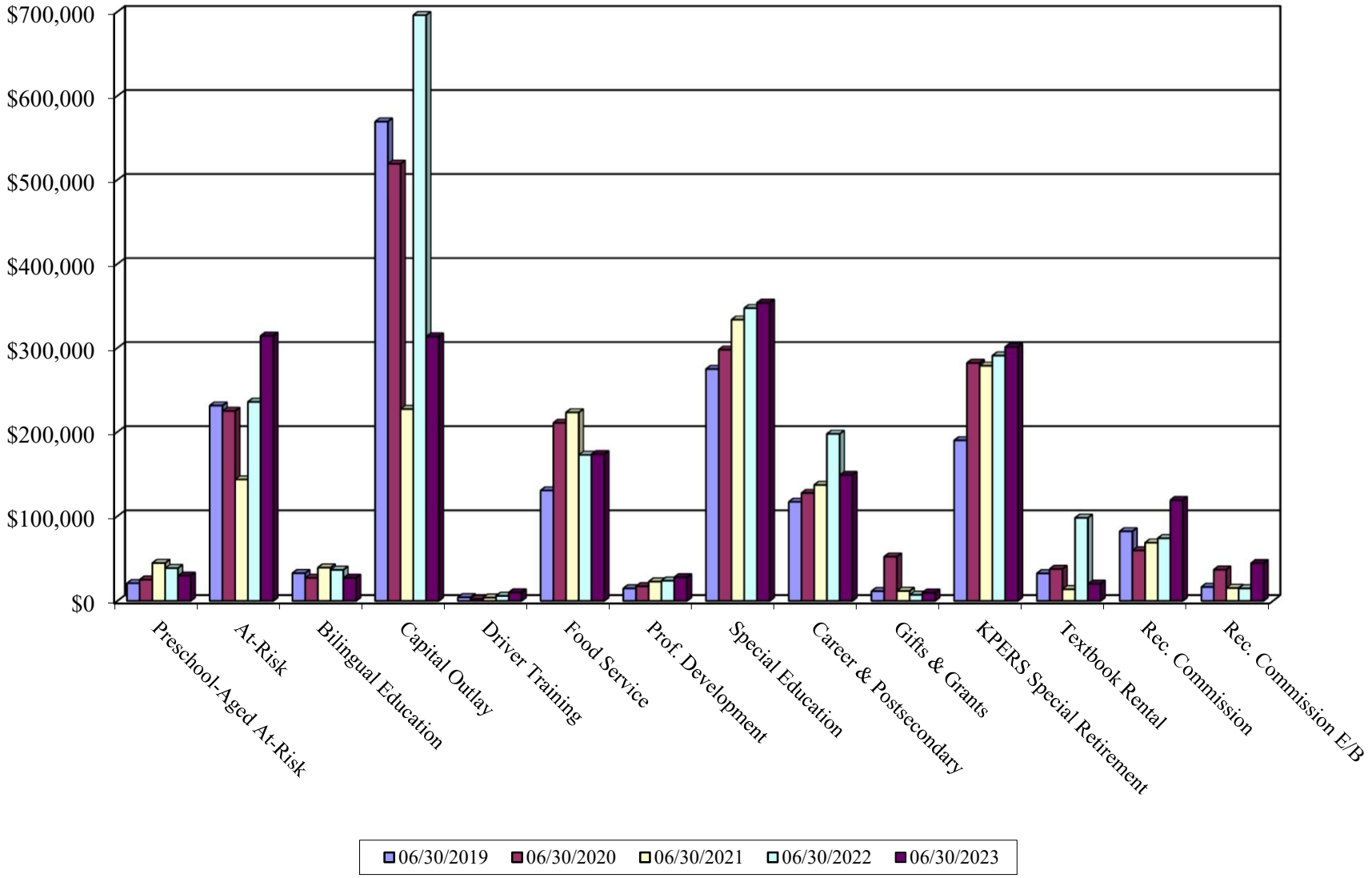

Unified School District No. 303
Ness City, Kansas
Federal Aid

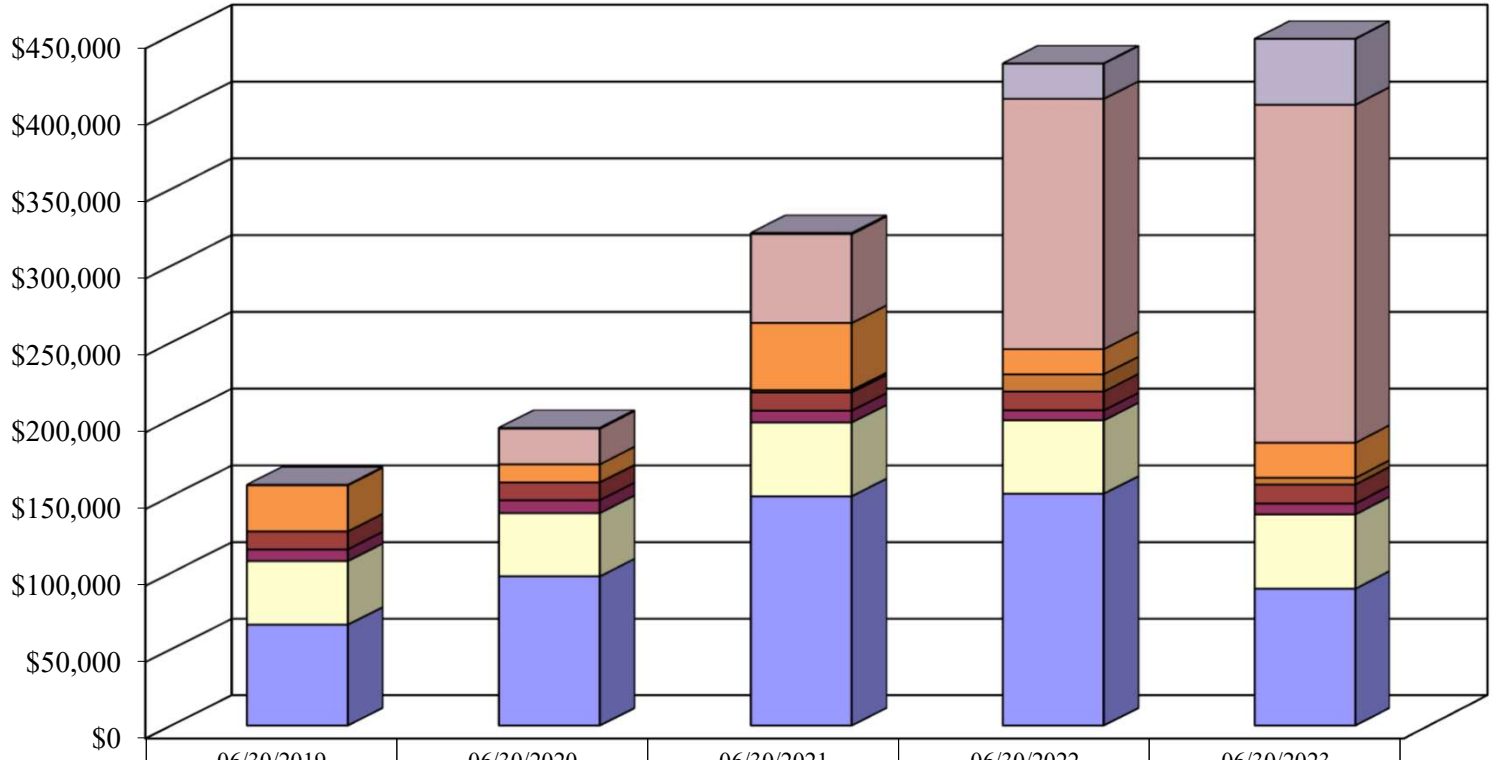

	06/30/2019	06/30/2020	06/30/2021	06/30/2022	06/30/2023
Other	200	465	655	22,988	42,927
ESSER	0	23,245	57,910	163,058	220,189
REAP	30,067	11,785	43,744	16,326	22,842
Special Education	0	0	1,480	11,256	4,337
Title IV	11,768	11,565	11,889	12,280	12,375
Title II	7,567	8,421	7,690	6,491	7,078
Title I	41,545	41,201	48,052	47,814	48,421
Child Nutrition	66,059	97,640	149,819	151,451	89,565

Unified School District No. 303
Ness City, Kansas
Valuation

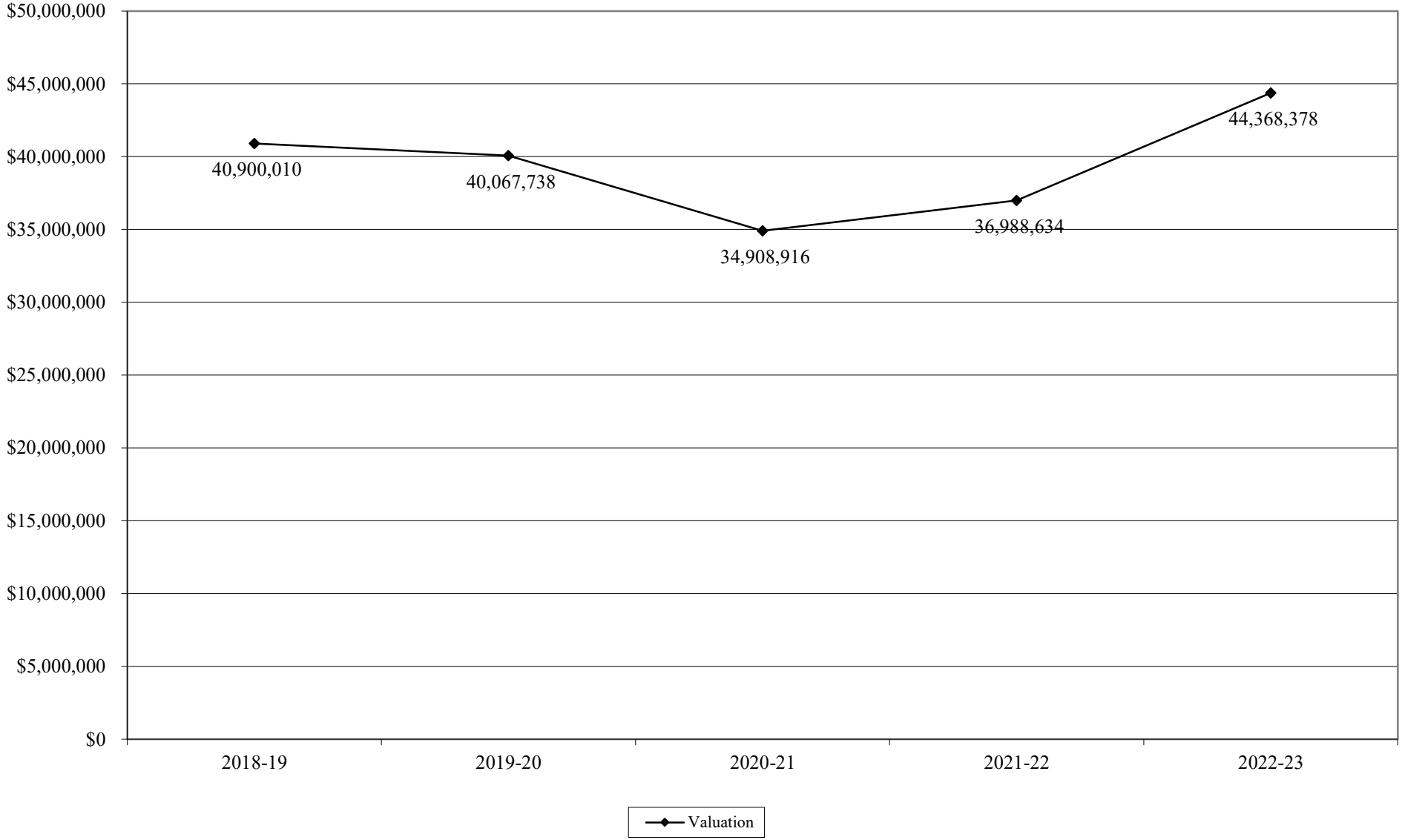

Unified School District No. 303
Ness City, KS
Mill Rate

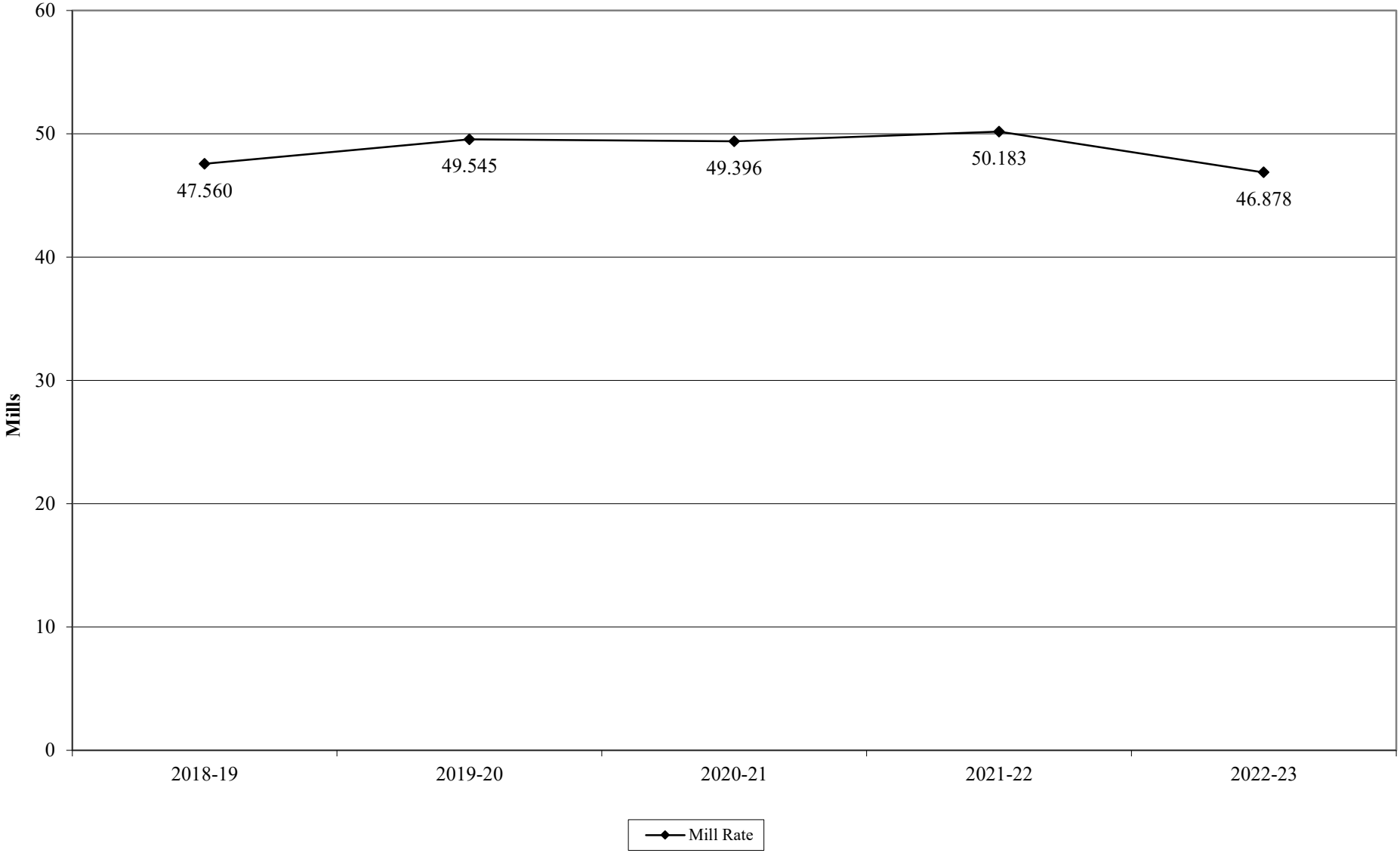

Unified School District No. 303
Ness City, Kansas
FTE

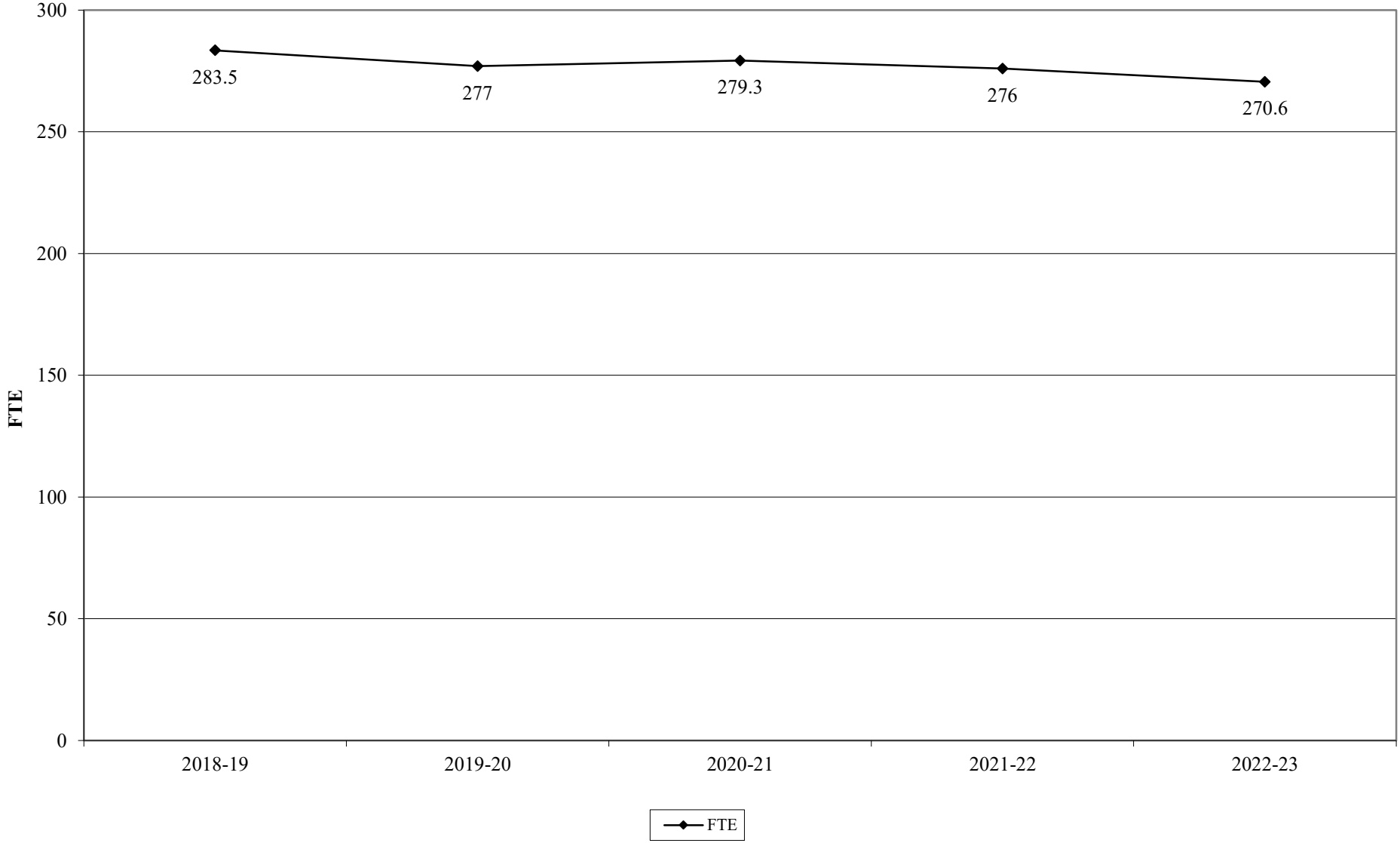

Unified School District No. 303
Ness City, Kansas
General & Supplemental General Fund
Expenditures per Pupil

