COWLEY COUNTY COMMUNITY COLLEGE

FINANCIAL STATEMENTS
WITH
INDEPENDENT AUDITOR'S REPORT

JUNE 30, 2025



LOYD GROUP, LLC

Certified Public Accountants

Cowley County Community College

June 30, 2025

TABLE OF CONTENTS

	Page
Independent Auditor's Report	1 - 3
Management's Discussion and Analysis	4 - 12
Basic Financial Statements:	
Statements of Net Position	13
Statements of Revenues, Expenses and Changes in Net Position	14
Statement of Cash Flows	15
Notes to Financial Statements	16 - 37
Required Supplementary Information	
Schedule of Changes in the Total OPEB Liability and Related Ratios - Healthcare	38
Schedule of Changes in the Total OPEB Liability and Related Ratios – KPERS Death and Disability	39
Schedule of the College's Proportionate Share of the Net Pension Liability	40
Schedule of College Contributions	41
Notes to Required Supplementary Information	42 - 43
Supplementary Information:	
Schedule of Cash Receipts, Expenditures and Changes in Unencumbered Cash – Budget and Actual – Budgetary Basis:	
General Fund	44
Postsecondary Technical Education Fund	45
Adult Education Fund	46
Adult Supplementary Fund	47
Motorcycle Driver Safety Fund	48
Bookstore Fund	49
Housing Fund	50
Cosmetology Fund	51
Wellness Center Fund	52
Deli Fund	53
Capital Outlay Fund	54
Single Audit Section:	
Schedule of Expenditures of Federal Awards	55
Independent Auditor's Report on Internal Control over Financial Reporting and on Compliance and Other Matters Based on an Audit of Financial Statements Performed in Accordance with *Government Auditing Standards*	56 - 57
Independent Auditor's Report on Compliance with Requirements that could have a Direct and Material Effect on Each Major Program and on Internal Control over Compliance Required by the Uniform Guidance	58 - 59
Schedule of Findings and Questioned Costs	60

On the COWLEY COUNTY COMMUNITY COLLEGE
ORGANIZATIONAL DATA
FOR THE YEAR ENDED JUNE 30, 2025

BOARD OF TRUSTEES

OFFICERS OF THE BOARD OF TRUSTEES

Bob McGregor	Chairperson
Dr. Alan Marcotte	Vice Chairperson
Gary Wilson	Treasurer
Tiffany Vollmer	Board Clerk
J.T. Seitz	Legal Counsel

MEMBERS OF THE BOARD OF TRUSTEES

		Term Expires
Jacinda Shaw-Kinzie	Arkansas City, Kansas	January 2028
Bob McGregor	Winfield, Kansas	January 2026
Gary Wilson	Arkansas City, Kansas	January 2026
Brett Bazil	Winfield, Kansas	January 2026
Dr. Alan Marcotte	Winfield, Kansas	January 2028
Joe Shriver	Arkansas City, Kansas	January 2028
Phil White	Wellington, Kansas	January 2028
David Stanley	Arkansas City, Kansas	January 2026

CURRENT PRINCIPLE ADMINISTRATIVE OFFICERS

Dr. Michelle Schoon	President
Dr. Scott Layton	Interim Vice President of Academic Affairs
Holly Harper, CPA	Executive Vice President of Finance and Administration
Paul Erdmann	Vice President of Information Technology
Jeff Fluty	Athletic Director
Deborah Phelps	Executive Director of Institutional Effectiveness
Dr. Brooke Istas	Faculty Liaison
Stefani Jones	Director of Student Enrollment Success
Kristi Shaw	Executive Director of Student Services

LOYD GROUP, LLC

520 S. Main Street
P.O. Box 7
Galva, KS 67443
620-654-7565
www.loyd-group.com

INDEPENDENT AUDITOR'S REPORT

Board of Trustees
Cowley County Community College
Arkansas City, Kansas 67005

Report on the Financial Statements

Opinions

We have audited the financial statements of the business-type activities and the aggregate discretely presented component units of the Cowley County Community College (the College), as of and for the year ended June 30, 2025, and the related notes to the financial statements, which collectively comprise the College's basic financial statements as listed in the table of contents.

In our opinion, the accompanying financial statements present fairly, in all material respects, the respective financial position of the business-type activities and the aggregate discretely presented component units of Cowley County Community College as of June 30, 2025, and the respective changes in financial position and, where applicable, cash flows thereof for the year then ended in accordance with accounting principles generally accepted in the United States of America.

Basis for Opinions

We conducted our audit in accordance with auditing standards generally accepted in the United States of America (GAAS) and the standards applicable to financial audits contained in *Government Auditing Standards*, issued by the Comptroller General of the United States. Our responsibilities under those standards are further described in the Auditor's Responsibilities for the Audit of the Financial Statements section of our report. We are required to be independent of the College and to meet our other ethical responsibilities, in accordance with the relevant ethical requirements relating to our audit. We believe that the audit evidence we have obtained is sufficient and appropriate to provide a basis for our audit opinions.

Responsibilities of Management for the Financial Statements

The College's management is responsible for the preparation and fair presentation of the financial statements in accordance with accounting principles generally accepted in the United States of America, and for the design, implementation, and maintenance of internal control relevant to the preparation and fair presentation of financial statements that are free from material misstatement, whether due to fraud or error.

In preparing the financial statements, management is required to evaluate whether there are conditions or events, considered in the aggregate, that raise substantial doubt about the College's ability to continue as a going concern for twelve months beyond the financial statement date, including any currently known information that may raise substantial doubt shortly thereafter.

Auditor's Responsibilities for the Audit of the Financial Statements

Our objectives are to obtain reasonable assurance about whether the financial statements as a whole are free from material misstatement, whether due to fraud or error, and to issue an auditor's report that includes our opinions. Reasonable assurance is a high level of assurance but is not absolute assurance and therefore is not a guarantee that an audit conducted in accordance with GAAS will always detect a material misstatement when it exists. The risk of

not detecting a material misstatement resulting from fraud is higher than for one resulting from error, as fraud may involve collusion, forgery, intentional omissions, misrepresentations, or the override of internal control. Misstatements are considered material if there is a substantial likelihood that, individually or in the aggregate, they would influence the judgment made by a reasonable user based on the financial statements.

In performing an audit in accordance with GAAS, we:

- Exercise professional judgment and maintain professional skepticism throughout the audit.
- Identify and assess the risks of material misstatement of the financial statements, whether due to fraud or error, and design and perform audit procedures responsive to those risks. Such procedures include examining, on a test basis, evidence regarding the amounts and disclosures in the financial statements.
- Obtain an understanding of internal control relevant to the audit in order to design audit procedures that are appropriate in the circumstances, but not for the purpose of expressing an opinion on the effectiveness of the College's internal control. Accordingly, no such opinion is expressed.
- Evaluate the appropriateness of accounting policies used and the reasonableness of significant accounting estimates made by management, as well as evaluate the overall presentation of the financial statements.
- Conclude whether, in our judgment, there are conditions or events, considered in the aggregate, that raise substantial doubt about the College's ability to continue as a going concern for a reasonable period of time.

We are required to communicate with those charged with governance regarding, among other matters, the planned scope and timing of the audit, significant audit findings, and certain internal control–related matters that we identified during the audit.

Required Supplementary Information

Accounting principles generally accepted in the United States of America require that management's discussion and analysis and other post-employment benefits and pension information on pages 4-12 and 38-44, respectively, be presented to supplement the basic financial statements. Such information is the responsibility of management and, although not a part of the basic financial statements, is required by the Governmental Accounting Standards Board who considers it to be an essential part of financial reporting for placing the basic financial statements in an appropriate operational, economic, or historical context. We have applied certain limited procedures to the required supplementary information in accordance with auditing standards generally accepted in the United States of America, which consisted of inquiries of management about the methods of preparing the information and comparing the information for consistency with management's responses to our inquiries, the basic financial statements, and other knowledge we obtained during our audit of the basic financial statements. We do not express an opinion or provide any assurance on the information because the limited procedures do not provide us with sufficient evidence to express an opinion or provide any assurance.

Supplementary Information

Our audit was conducted for the purpose of forming opinions on the financial statements that collectively comprise the College's basic financial statements. The individual fund financial statements and schedule of expenditures of federal awards, as required by Title 2 U.S. *Code of Federal Regulations, Part 200, Uniform Administrative Requirements, Cost Principles, and Audit Requirements for Federal Awards* are presented for purposes of additional analysis and are not a required part of the basic financial statements.

The individual fund financial statements and the schedule of expenditures of federal awards are the responsibility of management and were derived from and relates directly to the underlying accounting and other records used to prepare the basic financial statements. Such information has been subjected to the auditing procedures applied in the audit of the basic financial statements and certain additional procedures, including comparing and reconciling such information directly to the underlying accounting and other records used to prepare the basic financial statements or to the basic financial statements themselves, and other additional procedures in accordance with auditing standards generally accepted in the United States of America. In our opinion, the individual fund financial statements and the schedule of expenditures of federal awards are fairly stated, in all material respects, in relation to the basic financial statements as a whole.

Other Reporting Required by *Government Auditing Standards*

In accordance with *Government Auditing Standards*, we have also issued our report dated December 3, 2025 on our consideration of Cowley County Community College's internal control over financial reporting and on our tests of its compliance with certain provisions of laws, regulations, contracts, and grant agreements and other matters. The purpose of that report is solely to describe the scope of our testing of internal control over financial reporting and compliance and the results of that testing, and not to provide an opinion on the effectiveness of internal control over financial reporting or on compliance. That report is an integral part of an audit performed in accordance with *Government Auditing Standards* in considering the College's internal control over financial reporting and compliance.

Loyd Group, LLC

Loyd Group, LLC
Galva, Kansas

December 3, 2025

Introduction

This section of the Cowley County Community College ("the College") ("Cowley College") Annual Financial Report presents management's discussion and analysis. Management's Discussion and Analysis is included to provide an overview and analysis of the College's financial stability, strategic planning, revenue trends, and future outlook. Responsibility for the completeness and fairness of this information rests with the management of the College.

Using the Annual Report

The financial statements consist of four primary parts: (1) the statements of net position, (2) statements of revenues, expenses, and changes in net position, (3) statements of cash flow, and (4) notes to the financial statements. The financial statements are prepared on the accrual basis of accounting and economic resources measurement focus. Under the accrual basis of accounting, expenses are recorded when incurred, and all revenues are recognized when earned in accordance with generally accepted accounting principles.

The Statement of Net Position includes all assets and liabilities using the accrual basis of accounting. The accrual basis of accounting is similar to that of most private-sector institutions. It is used by government entities, including higher education institutions that adopted GASB 34 & 35, thus classifying themselves as business-type entities. This statement defines the financial position of the College.

The Statement of Revenues, Expenses, and Changes in Net Position presents the College's operations results for each fiscal year. Operating revenues are generated from the services provided to students and other customers of the College. Operating expenses include costs incurred in producing goods and services resulting in operating revenues, depreciation, and amortization. Other activities are classified as non-operating revenues, expenses, gains, and losses.

The Statement of Cash Flows provides information about the sources and uses of cash in the College's operations. The Statement of Cash Flows helps determine the College's ability to meet its obligations as they come due and the impact of external financing. The Statement of Cash Flows summarizes cash inflows and outflows by operating activities, noncapital financing activities, capital financing activities, and investing activities.

The Notes to the Financial Statements are integral to the basic statements and describe the College's significant accounting policies. The reader is encouraged to review the notes in conjunction with management's discussion and analysis of the financial statements.

Financial Highlights

In the fiscal year 2024-2025, the College continued to align its financial resources and spending with the approved annual budget and strategic plan, specifically focusing on initiatives outlined in the 2022-2025 Strategic Plan. Key strategic priorities included enhancing student success through technology upgrades, expanding academic programs in technical and vocational education, and strengthening partnerships with local industries. The College continued to benefit from federal matching grants through the American Rescue Plan Act, which were pivotal in funding the development of the Tyler Technical Education Center. This new facility enhances our technical education offerings, supporting long-term revenue growth through expanded program capacity.



2022 - 2025 Strategic Plan Highlights

Mission

Cowley College is committed to providing opportunities for learning excellence, personal achievement, and community engagement.

Vision

Champion the relevance of two-year colleges in higher education through holistic learning and working development opportunities.

Institutional Priorities

PRIORITY 1 Focus: Cowley College identifies and meets student needs through teaching and learning processes aligned with unique support systems to support its core mission, student success.

PRIORITY 2 Impact: Cowley College leverages resources to increase scope, minimize student constraints and improve operations.

PRIORITY 3 Equity: Cowley College creates a strong community that demonstrates inclusive and equitable treatment of its stakeholders.

PRIORITY 4 Relevance: Cowley College adapts to meet changes in higher education and stakeholder needs

PRIORITY 5 Community: Cowley College commits to the public good by creating engagement and value for its service area.

PRIORITY 6 Equip: Cowley College invests in its employees to create a culture that promotes personal and professional growth.

The vision statement, mission statement, and core values are essential in moving the College forward. In conjunction with our efforts to align the College around putting students first and student success, there is no goal more visible and vital to the students, stakeholders, and community than the financial well-being and transparency of Cowley College.

Statement of Net Position

Below is a year-over-year comparison chart that closely examines each year's changes for each major category, including Assets, Deferred Outflows of Resources, Liabilities, Deferred Inflows of Resources, and Net Position.

Statement of Net Position - Year over Year Change

				Change	
ASSETS	2023	2024	2025	2024 to 2025	2023 to 2024
Current Assets	$ 18,094,891	$ 18,201,102	$ 14,750,664	$ (3,450,438)	$ 106,211
Noncurrent Assets	35,402,832	39,993,172	44,437,370	4,444,198	4,590,340
TOTAL ASSETS	$ 53,497,723	$ 58,194,274	$ 59,188,034	$ 993,760	$ 4,696,551
DEFERRED OUTFLOW OF RESOURCES	$ 769,468	$ 634,408	$ 511,465	$ (122,943)	$ (135,060)
LIABILITIES					
Current Liabilities	$ 4,032,430	$ 3,948,724	$ 4,354,377	$ 405,653	$ (83,706)
Noncurrent Liabilities	9,447,289	8,022,509	7,399,004	(623,505)	(1,424,780)
TOTAL LIABILITIES	$ 13,479,719	$ 11,971,233	$ 11,753,381	$ (217,852)	$ (1,508,486)
DEFERRED INFLOWS OF RESOURCES	$ 2,338,511	$ 2,188,689	$ 2,098,469	$ (90,220)	$ (149,822)
NET POSITION					
Net investment in capital asset	$ 25,644,117	$ 31,947,979	$ 34,315,652	$ 2,367,673	$ 6,303,862
Restricted Expendable	31,625	-	-	-	(31,625)
Unrestricted	12,773,219	12,720,781	11,531,997	(1,188,784)	(52,438)
Prior period adjustment	-	(723,070)	-	723,070	(723,070)
December 3, 2025	$ 38,448,961	$ 43,945,690	$ 45,847,649	$ 1,901,959	$ 5,496,729

Assets

For the fiscal year 2025, Total Assets increased by $993,760 to a total of $59.2M with the completion of the Tyler Tech Education Center that was opened for classes in August of 2024.

For the fiscal year 2024, Total Assets increased by $4,696,551, mostly in noncurrent assets. The construction of the Tyler Technical Education Center significantly increased the College's capital assets, contributing to a $5 million growth in noncurrent assets. This project was partially funded through federal matching grants, reinforcing the College's commitment to technical education and positioning it for future enrollment growth in high-demand career fields.

For fiscal year 2023, Non-current assets increased by $4.0 million with the addition of a dorm to our Sumner campus, a portion of the construction of the new technical education building at our Arkansas City campus as well as heating and ventilation upgrades to the Arkansas City campus. Current Assets increased by $1.8 million from an increase in unrestricted cash and cash equivalents from the matching federal grant funded through the American Rescue Plan Act administered through the State of Kansas Department of Commerce.

Deferred Outflows of Resources

The College's deferred charge on refunding a debt is reported as a deferred outflow of resources, as the amount is deferred and amortized over the life of the refunded debt. The College refinanced the 2007 Series Dorm Revenue Bond with a Certificate of Participation to lower the interest rate and reduce the total debt service payments by $349,745. The refinancing savings were $29,533 (FY 2025), $41,347 (FY 2024), and $53,160 (FY 2023). Additionally, other deferred outflows of resources came from changes in proportions of the share of contributions for KPERS as it relates to the pensions reviewed by an actuary: $481,932 (FY 2025), $593,061 (FY 2024), and $716,308 (FY 2023).

Liabilities

For fiscal year 2025, Current Liabilities increased by $405,652. Accounts payable and Wages payable were much of the increase at $330,116. Total liabilities decreased by 1.8% primarily due to debt service payements offset by higher accrued wages

Non-current Liabilities for fiscal year 2024 decreased by $1,424,780 or 15%, with payments of the debt service on the bonds and leases making up $1.8 million of the change offset by an increase of $386,052 in post-employment benefit changes. Total liabilities decreased $1,508,486 (11%) from fiscal year 2023 to 2024.

During fiscal year 2023, non-current Liabilities decreased by $1,292,415 or 12%, with payments of the debt service on the bonds making up $1.6 million of the change, offset by an increase of $381,891 in post-employment benefit changes. Total liabilities decreased $1,149,166 or 8% from fiscal year 2022 to 2023.

Deferred Inflows of Resources

The deferred inflow of resources represents an acquisition of net position that applies to a future period(s) and thus will not be recognized as an inflow of resources (revenue) until that time for retirement benefits. For fiscal year 2025, this resulted in $2,098,469; in 2024, it was $2,188,689; in 2023, it was $2,338,511. The actuarial review of the pensions, contributions, and other post-employment benefits shows a decrease of $90,220 for fiscal year 2025 and a decrease of $149,822 for fiscal year 2024.

Net Position

The overall net position of the College continues to be stable. Net position is $45.8 million for FY 2025, $44.7 million for FY 2024, and $38.4 million for FY 2023. The primary changes in Net Position over the 2023 and 2024 fiscal years include increases from a federal grant administered through the American Rescue Plan Act.

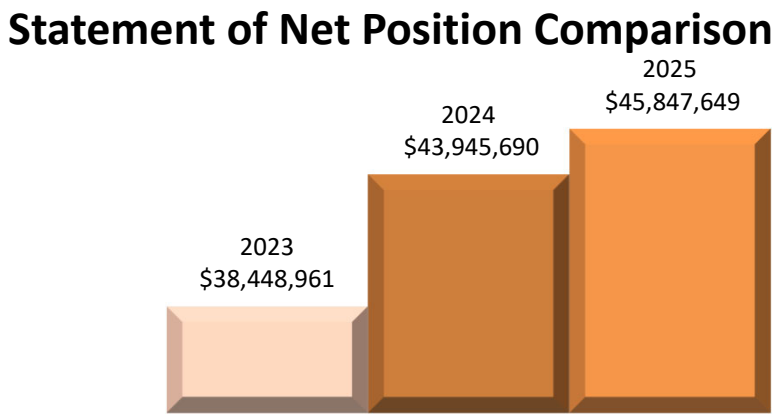

Statement of Revenues, Expenses, and Changes in Net Position

Total revenues and expenses should be considered when assessing the College's financial position change. When total revenues exceed expenses, the result is an increase in net position. When the reverse occurs, the result is a decrease in net position.

The table below summarizes the College's Changes in Net Position Statement for the years ended June 30, 2023, 2024, and 2025. The College saw increases each year as follows: $1,901,959 (FY 2025), $6,219,799 (FY 2024), and $6,259,915 (FY 2023). The year-over-year amounts decreased by $4,317,840 (from FY 2025 to FY 2024) and decreased by $40,116 (from FY 2024 to FY 2023). The significant decrease from 2024 to 2025 is from the grant funding received in FY 2024 for the completion of the Tyler Technical Education Center.

Statement of Revenue, Expense and Changes in Net Position

				Change	
	2023	2024	2025	2024 to 2025	2023 to 2024
Operating Revenues	$ 15,648,268	$ 13,817,363	$ 12,617,378	$ (1,199,985)	$ (1,830,905)
Operating Expenses	30,953,673	32,603,650	33,423,188	819,538	1,649,977
Operating income (loss)	(15,305,405)	(18,786,287)	(20,805,810)	(2,019,523)	(3,480,882)
Nonoperating Revenues, Net	20,815,232	24,097,761	21,247,110	(2,850,651)	3,282,529
Capital grants and gifts	750,088	908,325	1,460,659	552,334	158,237
Increase (Decrease) in Net Position	$ 6,259,915	$ 6,219,799	$ 1,901,959	$ (4,317,840)	$ (40,116)

Revenues

In accordance with GASB Statements No. 34 and 35, revenues are identified in the Statement of Revenues, Expenses, and Changes in Net Position as Operating Revenues and Non-operating Revenues. Operating Revenues are remunerations associated with exchanges with students, commonly tuition and fees, textbooks, other materials students purchase for college, and other sales and services offered to students and other customers. Other remunerations classified as operating revenues include federal, state, and local exchanges associated with students, such as Pell Grants, SEOG, and Federal and Local Work study.

Non-operating Revenues include State Appropriations, Ad Valorem taxes (local property taxes), Capital Outlay Mill (local property taxes), and other revenues such as investment income and capital gifts. The Capital Outlay Mill was created in 2017 to secure funds for rehabilitation costs and renovation of infrastructures, facilities, and equipment for the College's designated taxing areas. These revenues support the College's strategic initiatives, particularly in developing new technical education facilities and programs. Grants and state appropriations, including significant federal funding from the American Rescue Plan Act, were strategically allocated to the construction of the Tyler Technical Education Center, a cornerstone of the College's effort to expand technical education programs. This investment is expected to drive future tuition revenues and improve workforce development opportunities.

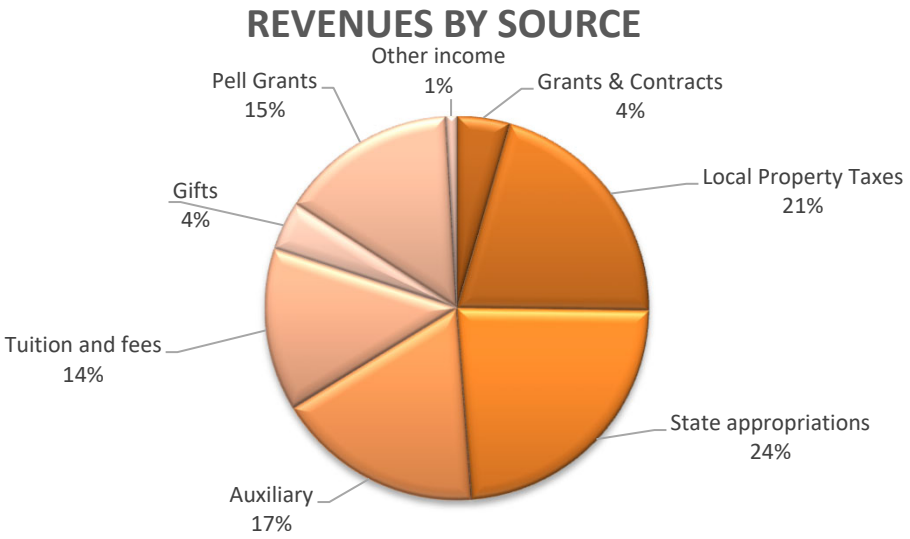

Revenues by Sources

	2023	2024	2025	Change 2024 to 2025	Change 2023 to 2024
OPERATING REVENUES:					
Tuition & Fees, Net of Discount	$ 4,667,587	$ 4,716,067	$ 4,858,223	$ 142,156	$ 48,480
Grants & Contracts	5,254,220	3,573,276	1,579,256	(1,994,020)	(1,680,944)
Auxiliary & Other Revenue	5,726,461	5,528,020	6,179,899	651,879	(198,441)
TOTAL OPERATING REVENUES	15,648,268	13,817,363	12,617,378	(1,199,985)	(1,830,905)
NONOPERATING REVENUES:					
State Funds	9,517,824	9,457,373	8,315,360	(1,142,013)	(60,451)
Local Property Taxes	7,297,727	7,361,280	7,329,981	(31,299)	63,553
Pell Grants	3,965,870	4,273,161	5,278,729	1,005,568	307,291
Capital Grants and Gifts	750,088	3,562,909	1,460,659	(2,102,250)	2,812,821
Investment Income	285,295	577,601	578,603	1,002	292,306
Other- Debt Cost and Interest on Debt	(251,484)	(226,238)	(255,563)	(29,325)	25,246
TOTAL NONOPERATING REVENUES	21,565,320	25,006,086	22,707,769	(2,298,317)	3,440,766
TOTAL REVENUES	$ 37,213,588	$ 38,823,449	$ 35,325,147	$ (3,498,302)	$ 1,609,861

In 2025, total revenues were down by 9%. With the completion of the Tyler Technical Education Center, grant income was down by $2,102,250 as well as a decrease in state funding of $1,142,013.

During fiscal year 2024, total revenues increased by $1,609,861 over the previous year due to capital grants and gifts for the newly constructed Tyler Technical Education Center. Non-operating revenues from Capital Grants and Gifts increased by $2,812,821 for the new building. That revenue was offset by a loss of federal COVID relief funding of $1,830,905 in operating revenues.

For the fiscal year 2023, total revenues increased by $1,012,473 over the fiscal year 2022. Total operating revenues increased by $148,101. Non-operating Revenues for the fiscal year 2023 increased overall by $864,372, from an increase in property tax valuations and additional grants and gifts to the College.

Expenses

The chart and schedules below provide a view of funds by natural classification. The expenses reported include unrestricted and restricted funds and are on the accrual basis of accounting. Expenses are targeted to include increased funding for faculty development and resources to support new programs introduced as part of the College's strategic focus on technical and vocational training. The investment in these areas is expected to drive long-term growth in enrollment and student outcomes, directly aligning with our institutional priorities.

Expenses

	Operating Expenses by Natural Classification						Change	
	2023	% of Total	2024	% of Total	2025	% of Total	2024 to 2025	2023 to 2024
Salaries and Benefits	$ 15,275,958	49.4%	$ 15,355,038	47.1%	$ 15,814,735	47.3%	$ 459,697	$ 79,080
Departmental Expenses	4,921,671	15.9%	7,596,111	23.3%	7,414,320	22.2%	(181,791)	2,674,440
Scholarships and Grants	4,958,025	16.0%	4,393,961	13.5%	4,674,140	14.0%	280,179	(564,064)
Depreciation and Amort.	2,901,068	9.4%	2,287,159	7.0%	2,478,402	7.4%	191,243	(613,909)
Auxiliary Enterprises	2,896,951	9.4%	2,971,381	9.1%	3,041,591	9.1%	70,210	74,430
Total Expenses	$ 30,953,673	100.0%	$ 32,603,650	100.0%	$ 33,423,188	100.0%	$ 819,538	$ 1,649,977

	Operating Expenses by Functional Classification						Change	
	2023	% of Total	2024	% of Total	2025	% of Total	2024 to 2025	2023 to 2024
Instruction	8,281,684	26.8%	7,478,363	22.9%	8,493,089	25.4%	$ 1,014,726	$ (803,321)
Academic Support	668,852	2.2%	733,155	2.2%	896,981	2.7%	163,826	64,303
Student Services	5,114,502	16.5%	5,740,716	17.6%	5,686,430	17.0%	(54,286)	626,214
Institutional Support	3,891,535	12.6%	3,786,753	11.6%	3,671,734	11.0%	(115,019)	(104,782)
KPERS Contribution	1,571,974	5.1%	1,375,884	4.2%	1,266,723	3.8%	(109,161)	(196,090)
Plant Operations and Maint.	669,082	2.2%	3,836,278	11.8%	3,214,098	9.6%	(622,180)	3,167,196
Depreciation	2,901,068	9.4%	2,287,159	7.0%	2,478,402	7.4%	191,243	(613,909)
Scholarships/Grants	4,958,025	16.0%	4,393,961	13.5%	4,674,140	14.0%	280,179	(564,064)
Auxiliary Enterprises	2,896,951	9.4%	2,971,381	9.1%	3,041,591	9.1%	70,210	74,430
Total Expenses	$ 30,953,673	100.0%	$ 32,603,650	100.0%	$ 33,423,188	100.0%	$ 819,538	$ 1,649,977

During the 2025 fiscal year, total operating expenses increased by $819,538 or 2.5%. The increase occurred in instruction with equipment purchases for academic programs.

During fiscal year 2024. Total operating expenses increased by $1,649,977 or 5%. Plant operating and maintenance costs increased by $3,167,196 in the above chart, primarily due to the construction and equipping of the new Tyler Technical Education Center. Reductions in other operating expenses offset the increase in total operating expenses, as shown above.

For fiscal year 2023, total operating expenses decreased by $4,226,500 or 12%. The decrease was primarily due to prior year payments directly to students for pandemic relief funded by the Federal government.

Future Outlook

Cowley College's strategic initiatives will continue to drive its financial and operational decisions. The expansion of career and technical education programs, particularly in areas like information technology and skilled trades, is expected to attract a diverse student population and meet the growing workforce demands of our regional economy. Additionally, investments in digital infrastructure and partnerships with local industries will position the College as a leader in providing relevant, high-quality education. These initiatives are designed to fulfill our mission and ensure sustainable growth and financial resilience in the face of potential economic shifts.

As with previous strategic plans, the College will continue to advance its mission and vision in supporting students in attaining academic and life skills and looking at global learning outcomes for all degree and certificate-seeking students. The College will continue to obtain 2+2 partnerships with Kansas' four-year public and private higher education institutions to ensure the cost of attendance is affordable. All Cowley College courses are transferable to the state's four-year institutions. The College also continues to partner with the Kansas Department of Corrections for technical education.

Looking ahead, the Tyler Technical Education Center will be a focal point of the College's growth strategy. Supported by federal matching grants, this facility enables the expansion of technical programs, which are expected to attract new students and meet regional workforce needs. The College anticipates that this investment will play a key role in sustaining future revenue streams and strengthening its role in the community.

The College opened the Tyler Technical Education Center. Dr. Michelle Schoon described the event in her 2023-2024 President's Report. "With the completion of the new career and technical education building, two programs that have called Ireland Hall home will be moving to the new facility. Criminal Justice and Cosmetology programs will experience a new custom design to better serve students in the programs. The College continues to make facility improvements to enhance the learning experience for our students." Further comments from the same report stated, "The facility is a significant investment in the future of Cowley College students and the community at large. By providing access to high-quality career and technical education, the center will create a pipeline of skilled professionals who will drive economic growth, innovation, and success in the region."

Dr. Michelle Schoon also highlighted the college's reaffirmation during the 2024-2025 academic year in the president's report. "One of the year's most meaningful achievements was our reaffirmation of accreditation from the Higher Learning Commission (HLC), a milestone in the ten-year cycle for higher education institutions. This accomplishment highlights our ongoing commitment to providing a high-quality education that makes a lasting impact."

Finally, the College will continue identifying the best tools to measure its financial performance and health. The outlook for the foreseeable future is very positive.

Contacting the College's Financial Management

This management's discussion and analysis was designed to provide citizens, taxpayers, students, investors, and creditors with a general review of the College's finances and demonstrate the accountability of funds the College receives. If you have questions about this management's discussion and analysis, financial statements or need additional financial information, please contact Holly Harper at holly.harper@cowley.edu.

Respectfully submitted,



/Holly Harper, MBA, CPA
Vice President of Finance and Administration
Cowley County Community College
December 3, 2025

BASIC FINANCIAL STATEMENTS

Cowley County Community College

Statements of Net Position
June 30, 2025

	Cowley County Community College	Component Unit CC Foundation
ASSETS		
Current Assets		
Cash and cash equivalents	$ 4,472,655	$ 1,465,183
Investments	8,500,000	5,628,182
Receivables - students, net	617,616	-
Receivables - property tax	341,784	-
Receivables - lease	184,010	-
Receivables - sales tax	142,433	-
Receivables - other	-	647,815
Prepaid expenses	175,900	-
Inventories	316,266	-
Total current assets	14,750,664	7,741,180
Noncurrent Assets		
Investments	3,603,607	4,117,154
Receivables - students, net	684,385	-
Receivables - lease	595,953	-
Capital assets, net of accumulated depreciation	39,553,425	-
Beneficial interest in trusts	-	543,409
Total noncurrent assets	44,437,370	4,660,563
TOTAL ASSETS	59,188,034	12,401,743
DEFERRED OUTFLOWS OF RESOURCES		
Deferred charge on refunding	29,533	-
Deferred outflows related to pensions	27,877	-
Deferred outflows related to other postemployment benefits	454,055	-
TOTAL DEFERRED OUTFLOWS OF RESOURCES	511,465	-
TOTAL ASSETS AND DEFERRED OUTFLOWS OF RESOURCES	$ 59,699,499	$ 12,401,743
LIABILITIES		
Current Liabilities		
Accounts payable	$ 680,198	$ 27,827
Scholarship payable	-	152,167
Wages payable	1,390,266	-
Accrued interest payable	19,826	-
Compensated absences payable	350,271	-
Capital lease obligations	245,174	-
Certificates of participation	1,668,642	-
Total current liabilities	4,354,377	179,994
Noncurrent Liabilities		
Compensated absences payable	854,506	-
Other postemployment benefits obligation	2,506,421	-
Net pension liability	-	-
Capital lease obligations	1,987,459	-
Certificates of participation	2,050,618	-
Total noncurrent liabilities	7,399,004	-
TOTAL LIABILITIES	11,753,381	179,994
DEFERRED INFLOWS OF RESOURCES		
Deferred inflows related to leases	$ 738,202	
Deferred inflows related to pensions	152,472	-
Deferred inflows related to other postemployment benefits	1,207,795	-
TOTAL DEFERRED INFLOWS OF RESOURCES	2,098,469	-
NET POSITION		
Net investment in capital assets	34,315,652	-
Restricted for:		
Nonexpendable - endowments	-	4,660,468
Expendable:		
Restricted funds	-	6,183,031
Debt retirement	-	-
Unrestricted	11,531,997	1,378,250
TOTAL NET POSITION	45,847,649	12,221,749
TOTAL LIABILITIES AND NET POSITION	$ 59,699,499	$ 12,401,743

The accompanying notes are an integral part of these financial statements.

Cowley County Coummunity College

Statements of Revenues, Expenses, and Changes in Net Position
For the Year Ended June 30, 2025

	Cowley County Community College	Component Unit CC Foundation
OPERATING REVENUES		
Student tuition and fees	$ 8,387,958	$ -
Less allowances for institutional scholarships	(913,350)	-
Less allowances for federal grants	(2,616,385)	-
Net student source revenue	4,858,223	-
Federal sources	1,178,112	-
State sources	401,144	-
Auxiliary enterprises:		
Residential life	2,770,710	-
Campus store (net of sales discounts)	929,366	-
Other auxiliary enterprises	42,134	-
Sales and services	1,905,012	-
Other operating revenues	532,677	178,067
Total operating revenues	12,617,378	178,067
OPERATING EXPENSES		
Educational and General		
Instruction	8,493,089	-
Academic support	896,981	-
Student services	5,686,430	-
Institutional support	3,671,734	798,190
KPERS contribution paid directly by the State of Kansas	1,266,723	-
Operations and maintenance of plant	3,214,098	-
Depreciation and amortization	2,478,402	-
Scholarships and grants	4,674,140	-
Auxiliary Enterprises		
Residential life	2,428,037	-
Campus store	492,052	-
Other auxiliary enterprises	121,502	-
Total operating expenses	33,423,188	798,190
Operating income (loss)	(20,805,810)	(620,123)
NONOPERATING REVENUES (EXPENSES)		
State appropriations	7,048,637	-
KPERS contribution paid directly by the State of Kansas	1,266,723	-
Pell	5,278,729	-
Local sources	7,329,981	-
Private grants and gifts	-	610,508
Investment income	578,603	996,781
Interest on capital asset-related debt	(255,563)	-
Net nonoperating revenues (expenses)	21,247,110	1,607,289
Income (loss) before other revenues	441,300	987,166
Capital grants and gifts	1,460,659	-
Net increase (decrease) in net position	1,901,959	987,166
NET POSITION		
Net position - beginning of year	44,668,760	11,234,583
Change in accounting principle	(723,070)	-
Net position - beginning of year - restated	43,945,690	11,234,583
Net position - end of year	$ 45,847,649	$ 12,221,749

The accompanying notes are an integral part of these financial statements.

Cowley County Community College

Statement of Cash Flows
For the Year Ended June 30, 2025

CASH FLOWS FROM OPERATING ACTIVITIES		
Student tuition and fees	$	4,846,982
Federal and state sources		4,023,488
Sales and services of auxiliary enterprises		3,742,210
Other receipts		2,295,256
Payments to employees for salaries and benefits		(15,814,735)
Payments to suppliers		(11,459,432)
Loans issued to students		(3,222,829)
Net change in cash flows from operating activities		(15,589,060)
CASH FLOWS FROM NONCAPITAL FINANCING ACTIVITIES		
State appropriations		7,048,637
County and local appropriations		7,329,981
Pell grants received		5,278,729
Net change in cash flows from noncapital financing activities		19,657,347
CASH FLOWS FROM CAPITAL AND RELATED FINANCING ACTIVITIES		
Purchases of capital assets		(3,479,881)
Principal paid on capital asset-related debt		(1,206,912)
Interest paid on capital asset-related debt		(273,890)
Capital grants and gifts		1,460,659
Net change in cash flows from capital and related financing activities		(3,500,024)
CASH FLOWS FROM INVESTING ACTIVITIES		
Purchase of investments		(19,680,589)
Proceeds of investments		7,576,982
Investment income		578,603
Net change in cash flows from investing activities		(11,525,004)
Net change in cash and cash equivalents		(10,956,741)
Cash and cash equivalents - beginning of year		15,429,396
Cash and cash equivalents - end of year	$	4,472,655
RECONCILIATION OF NET OPERATING REVENUES (EXPENSES) TO CHANGE IN CASH FLOWS FROM:		
Operating loss	$	(20,805,810)
Depreciation and amortization expense		2,478,402
Changes in operating assets and liabilities:		
Receivables, net		733,210
Prepaid expenses		376,276
Inventories		45,099
Accounts payable		174,417
Wages payable		155,699
Compensated absences payable		110,491
Deposits held in custody for others		-
Other postemployment benefits obligation		(51,609)
Net pension liability		(92,867)
Deferred inflows and outflows related to net pension and other post employment benefits		20,909
Employee benefits paid directly by State of Kansas		1,266,723
Net change in cash flows from operating activities	$	(15,589,060)

The accompanying notes are an integral part of these financial statements.

Cowley County Community College

Notes to Financial Statements
June 30, 2025

1. Summary of Significant Accounting Policies

Cowley County Community College (the College) is a public, two-year post-secondary educational institution, organized under the laws of the State of Kansas, and is governed by an elected Board of Trustees. With more than 70 majors and degree possibilities, the College prepares students to transfer to a four-year program or to enter the workforce with a two-year job-ready degree.

The accounting and reporting policies of the College relating to the accompanying financial statements conform to accounting principles generally accepted in the United States of America (GAAP) applicable to public institutions engaged only in business-type activities adopted by the Governmental Accounting Standards Board (GASB). The GASB is the accepted standard-setting body for establishing governmental accounting and financial reporting principles.

(a) Reporting Entity

For financial reporting purposes, the College is considered a special-purpose government engaged only in business type activities. It is governed by a Board of Trustees elected by the voters of Cowley County, Kansas. It is legally separate and fiscally independent of other state and local governments. The accompanying financial statements present the activities of the College (the primary government) and its discretely presented component unit. The component unit discussed below is included in the College's reporting entity because of the significance of its financial relationship with the College. The financial data of the College's component unit is discretely presented in a separate column to emphasize that it is a legally separate entity.

Cowley College Foundation (Foundation) is a legally separate, tax-exempt component unit of the College. The Foundation acts primarily as a fund-raising organization to supplement the resources that are available to the College in support of its programs. Although the College does not control the timing or amount of receipts from the Foundation, the majority of resources, or income thereon, that the Foundation holds and invests, are restricted to the activities of the College by the donors. Because these restricted resources held by the Foundation can only be used by, or for the benefit of, the College, the Foundation is considered a component unit of the College and is discretely presented in the College's financial statements. For financial reporting purposes only, the Foundation's statements of financial position and activities are included in the College's financial statements as required by generally accepted accounting principles for public colleges and universities.

For financial reporting purposes, the Foundation follows the provisions of the Financial Accounting Standards Board (FASB) which establish the financial reporting standards for all nonprofit organizations. As such, certain revenue recognition criteria and presentation features are different from GASB revenue recognition criteria and presentation features. With the exception of necessary presentation adjustments, no modifications have been made to the Foundation's financial information. Complete financial statements for the Foundation can be obtained from the Foundation's business office.

(b) Measurement Focus, Basis of Accounting, and Financial Statement Presentation

The College's financial statements have been presented using the economic resources measurement focus and the accrual basis of accounting. All assets and liabilities associated with the operation of the College are included on the statement of net position. Revenues are recognized when earned, and expenses are recorded when an obligation has been incurred, regardless of the timing of related cash flows. All significant interfund transactions have been eliminated.

Nonexchange transactions, in which the College receives value without directly giving equal value in return, include property taxes; federal, state, and local grants; state appropriations, and other contributions. Property taxes are recognized in the year for which they are levied. State appropriations are recognized as revenue in the year in which the appropriation is first made available for use. Grants and similar items are recognized as revenues as soon as all eligibility requirements imposed by the provider have been met.

1. Summary of Significant Accounting Policies (Continued)

(b) Measurement Focus, Basis of Accounting, and Financial Statement Presentation (Continued)

The College does not present budgetary comparison information in the basic financial statements or as required supplemental information. This is because the College reports as a business-type activity and does not have the reporting requirements related to major funds. The College does present budgetary comparison information in the supplementary information to these financial statements.

(c) Assets, Liabilities, and Net Position

Deposits and Investments

Kansas Statute (KSA) 12-1675 authorizes the College to invest monies in time deposits, certificates of deposits, repurchase agreements consisting of obligations insured by the U.S. government or any agency thereof, U.S. Treasury bills or notes with maturities not exceeding two years, and the Kansas Municipal Investment Pool. Investments are reported at fair value based on quoted market prices.

Cash resources of the individual funds (except for any proceeds of revenue bonds, which are separately invested) are combined to form a pool of cash and temporary investments that are managed by the College. Investments of the pooled accounts consist primarily of certificates of deposits and treasury securities. Interest income earned is allocated to various funds based upon statutory guidelines.

Cash maintained in escrow accounts specifically designated for bond repayments and reserves are classified as restricted cash.

For purposes of the statement of cash flows, the College considers all investments with original maturities of three months or less to be cash equivalents.

Receivables

Receivables consist of tuition and fee charges to students, amounts due from the federal, state, and local governments in connection with reimbursement of allowable expenditures made pursuant to the College's grants and contracts, and other receivables. Receivables are recorded net of estimated uncollectible amounts.

Inventories

Inventories of the campus store are stated at the lower of cost or net realizable value, cost being determined principally on the basis of average cost. Campus store inventories consist of books, clothing, and supplies. Inventories have been adjusted for obsolete merchandise. Inventories are recorded as expenditures when consumed rather than when purchased.

Capital Assets

Capital assets, which include property, plant, and equipment, are recorded at cost at the date of acquisition, or estimated fair market value at the date of donation, in the case of gifts. For equipment, the College's capitalization policy includes all items with a unit cost of $5,000 or more, and an estimated useful life of greater than three years. Renovations to buildings and land improvements that significantly increase the value or extend the useful life of the structure are capitalized. Routine repairs and maintenance are charged to operating expense in the year in which the expense was incurred.

1. Summary of Significant Accounting Policies (Continued)

(c) Assets, Liabilities, and Net Position (Continued)

Capital Assets (Continued)

Depreciation is computed on assets having a value of more than $5,000 using the straight-line method over the estimated useful lives of the assets. Depreciation is not allocated to the various functions of the College but is reported separately on these financial statements.

Estimated useful lives used for calculating depreciation are as follows:

Buildings and improvements - 20 to 30 years
Equipment and furniture - 5 to 15 years

Federal Financial Assistance Programs

Federal programs are audited in accordance with Title 2 U.S. *Code of Federal Regulations* (CFR) Part 200, *Uniform Administrative Requirements, Cost Principles, and Audit Requirements for Federal Awards.*

Compensated Absences Payable

Employee vacation and sick leave pay is accrued at year end for financial statement purposes. The liability is recorded in the statement of net position and a related expense is recorded in the statement of revenues, expenses, and changes in net position.

For vacation pay, the amount is based on leave earned, but not taken. Employees are allowed to carry over a limited number of vacation days from year to year.

Unused sick leave is accumulated up to a specified maximum number of days. Upon separation from the College, the compensation is for one-half of the accumulated sick leave to a maximum of 100 days paid at the rate of current pay, (1/2 of monthly salary or hourly rate). The estimate also includes accumulated sick leave more likely than not to be used and remaining estimate amounts to be paid out.

Noncurrent Liabilities

Noncurrent liabilities include (1) principal amounts of bonds payable, certificates of participation payable, related premiums and discounts, loans payable, and capital lease obligations with contractual maturities greater than one year; and (2) estimated amounts for the early retirement benefits, compensated absences, other postemployment benefits, and net pension liabilities not anticipated to be paid within the next fiscal year.

Pensions

For purposes of measuring the net pension liability, deferred outflows of resources and deferred inflows of resources related to pensions, and pension expense, information about the fiduciary net position of the Kansas Public Employees Retirement System (KPERS) and additions to/deductions from KPERS's fiduciary net position have been determined on the same basis as they are reported by KPERS. For this purpose, benefit payments (including refunds of employee contributions) are recognized when due and payable in accordance with the benefit terms. Investments are reported at fair value.

1. Summary of Significant Accounting Policies (Continued)

(c) Assets, Liabilities, and Net Position (Continued)

Deferred Outflows/Inflows of Resources

In addition to assets, the statement of net position will sometimes report a separate section for deferred outflows of resources. This separate financial statement element, *deferred outflows of resources*, represents a consumption of net position that applies to a future period(s) and so will not be recognized as an outflow of resources (expense/expenditure) until then. The College has two items that qualify for reporting in this category. The first is the deferred charge on refunding resulting from the difference in the carrying value of refunded debt and its reacquisition price. This amount is deferred and amortized over the shorter of the life of the refunded or original debt. The second is the deferred outflows related to other postemployment benefits and pensions as actuarially determined and explained in Note 7, 8 and 9, respectively.

In addition to liabilities, the statement of net position will sometimes report a separate section for deferred inflows of resources. This separate financial statement element, *deferred inflows of resources*, represents an acquisition of net position that applies to a future period(s) and so will not be recognized as an inflow of resources (revenue) until that time. The College has two items that qualify for reporting in this category. It is the deferred inflows relating to other postemployment benefits and pensions as actuarially determined and explained in Note 7, 8 and 9, respectively. It also related to lease receivables as explained in Note 6.

Net Position

The College's net position is classified as follows:

Net investment in capital assets – This represents the College's total investment in capital assets, net of accumulated depreciation and reduced by outstanding debt obligations related to those capital assets. To the extent debt has been incurred but not yet expended for capital assets, such amounts are not included as a component of net investment in capital assets.

Restricted net position – nonexpendable – Restricted nonexpendable net assets consist of endowment and similar type funds in which donors or other outside sources have stipulated, as a condition of the gift instrument, that the principal is to be maintained in perpetuity, and invested for the purpose of producing present and future income, which may either be expended or added to principal.

Restricted net position – expendable – Restricted expendable net assets include resources in which the College is legally or contractually obligated to spend resources in accordance with restrictions imposed by external third parties.

Unrestricted net position – Unrestricted net assets represent resources derived from student tuition and fees, state appropriations, and sales and services of auxiliary enterprises. These resources are used for transactions relating to the educational and general operations of the College, and may be used at the discretion of the governing board to meet current expenses for any purpose.

Net position flow assumption

Sometimes the College will fund outlays for a particular purpose from both restricted (e.g., restricted bond or grant proceeds) and unrestricted resources. In order to calculate the amounts to report as restricted net position and unrestricted net position in the financial statements, a flow assumption must be made about the order in which the resources are considered to be applied. It is the College's policy to consider restricted net position to have been depleted before unrestricted net position is applied.

1. Summary of Significant Accounting Policies (Continued)

(d) Assets, Liabilities, and Net Position (Continued)

Classification of Revenues

The College has classified its revenues as either operating or nonoperating revenues according to the following criteria:

Operating revenues – Operating revenues include activities that have the characteristics of exchange transactions, such as (1) student tuition and fees, net of scholarship allowances, (2) sales and services of auxiliary enterprises, and (3) most federal, state and local grants and contracts.

Nonoperating revenues – Nonoperating revenues include activities that have the characteristics of nonexchange transactions, such as grants and gifts, and other revenue sources such as state and county (local) appropriations and investment income.

Scholarship Allowances

Student tuition and fee revenues, and certain other revenues from students, are reported net of scholarship allowances in the statement of revenues, expenses, and changes in net position. Scholarship allowances are the differences between the stated charge for goods and services provided by the College, and the amount that is paid by students and/or third parties making payments on the student's behalf. Certain governmental grants, such as PELL, Supplemental Educational Opportunity Grants (SEOG), and other federal, state or nongovernmental programs, are recorded as either operating or nonoperating revenues in the College's financial statements. To the extent that revenues from such programs are used to satisfy tuition and fees and other student charges, the College has recorded a scholarship allowance.

Use of Estimates

The preparation of financial statements in conformity with accounting principles generally accepted in the United States requires management to make estimates and assumptions that affect the reported amounts of assets and liabilities and disclosures of contingent assets and liabilities at the date of the financial statements, and the reported amounts of revenues and expenses during that reporting period. Actual results could differ from those estimates.

Property Tax Information

Collection of current year property tax by the County Treasurer is not completed, apportioned or distributed to the various subdivisions until January of the current fiscal year, such procedure being in conformity with governing Kansas statutes. Current year property taxes receivable are recognized net of an allowance for delinquent taxes. A sixty-day period is used for revenue recognition.

The County Appraiser is responsible for assessment of all taxable property within Cowley County. The County Treasurer computes the annual tax and issues the tax bills to all taxpayers. Property taxes are collected by the County Treasurer, who remits to the College its respective share of the tax collections. Property taxes become a lien against all property on November 1st. Taxpayers have the option of paying in full, or in two installments. The installment dates are December 20 and May 10.

2. Stewardship, Compliance, and Accountability

(a) Budgetary Information

Kansas statutes require that an annual operating budget be legally adopted for the general fund, special revenue funds (unless specifically exempted by statute), debt service funds, and enterprise funds. The statutes provide for the following sequence and timetable in the adoption of the legal annual operating budget:

1. Preparation of the budget for the succeeding fiscal year on or before August 1st.
2. Publication in local newspaper of the proposed budget on or before August 5th of the proposed budget and notice of public hearing on the budget.
3. Public hearing on or before August 15th, but at least ten days after publication of notice of hearing.
4. Adoption of the final budget on or before August 25th.

If the College is holding a revenue neutral rate hearing, the budget timeline for adoption of the final budget has been adjusted to on or before September 20th. The College did hold a revenue neutral rate hearing this year.

The College's legal level of budget control is at the fund level. Kansas statutes allow for the governing body to increase the originally adopted budget for previously unbudgeted increases in revenue other than ad valorem property taxes. To do this, a notice of public hearing to amend the budget must be published in the local newspaper. At least ten days after publication, the hearing may be held and the governing body may amend the budget at that time. There were no such budget amendments for this year.

Kansas statutes permit transferring budgeted amounts between line items within an individual fund. However, such statutes prohibit expenditures in excess of the total amount of the adopted budget of expenditures of individual funds.

All legal annual operating budgets are prepared using the regulatory basis of accounting. Regulatory receipts are recognized when cash is received. Expenditures include disbursements, accounts payable, and encumbrances. Encumbrances are commitments for future payment and are supported by a document evidencing the commitment, such as a purchase order or contract. All unencumbered appropriations (legal budget expenditure authority) lapse at year end. Encumbered appropriations are not re-appropriated in the ensuing year’s budget but are carried forward until liquidated or canceled. Accordingly, the data presented in the budgetary comparison schedules differs from the data presented in the financial statements prepared in accordance with GAAP. The reconciliations are presented on the face of the budgetary comparison schedules.

A legal operating budget is not required for current restricted funds, capital project funds, trust funds, and some special revenue funds. Spending in funds which are not subject to the legal annual operating budget requirement is controlled by federal regulations, other statutes, or by the use of internal spending limits established by the governing body.

(b) Cash-Basis Law (KSA 10-1113)

Kansas municipalities are subject to the cash-basis law as stated in KSA 10-1113. Certain sub-funds of the Restricted Funds have negative unencumbered cash balances at June 30, 2025, which is allowable under KSA 12-1663. The funds will be reimbursed in the following fiscal year from federal grants, state grants and other contracts for expenditures incurred by the College. This combined receivable has been recognized for GAAP purposes on these financial statements.

3. Deposits and Investments

As of June 30, 2025, the College had cash and cash equivalents as listed below:

Deposits in financial banking institutions	$ 4,472,655
Total cash and cash equivalents	$ 4,472,655
Investments - certificates of deposit, current	$ 8,500,000
Investments - certificates of deposit, noncurrent	3,603,607
Total investments	$ 12,103,607

GASB requires the accounting treatment for certificate of deposits to be based on its original maturity date. Certificates of deposit that have an original maturity of three months (90 days) or less are reported as cash equivalents. Certificates of deposit that have an original maturity date of more than three months are reported as an investment. Those certificates of deposit that are considered investments are then classifed as current if the maturity date is less than one year from the statement of net position date or noncurrent if more than one year from the statement of net position date.

The College's policies relating to deposits and investments are governed by various Kansas Statutes (KSA). Those statutes specify the type of deposits and investments as well as the securing of those deposits and investments.

Interest rate risk – Interest rate risk is the risk that changes in market interest rates will adversely affect the fair value of an investment. Generally, the longer the maturity of an investment, the greater the sensitivity of its fair value to changes in market interest rates. In accordance with KSA 12-1675, the College manages its exposure to interest rate fluctuations by limiting all time investments to maturities of less than two years.

Credit risk – State law limits the amount of credit risk by restricting governments to specific investment types as listed in KSA 12-1675. The College's practice is to place idle funds in certificates of deposits and United States obligations.

Custodial credit risk – The custodial credit risk for deposits is the risk that, in the event of the failure of a depository financial institution, a government will not be able to recover deposits or will not be able to recover collateral securities that are in the possession of an outside party. The custodial credit risk for investments is the risk that, in the event of the failure of the counterparty to a transaction, a government will not be able to recover the value of investment or collateral securities that are in the possession of an outside party. KSA 9-1402 and 9-1405 requires that governments obtain security for all deposits. The College manages its custodial credit risk by requiring the financial institutions to grant a security interest in securities held by third-party custodial banks. Monies in the Kansas Municipal Investment Pool are not required to have pledged securities. As of June 30, 2025, the College was not exposed to custodial credit risk with its deposits or investments.

Concentration of credit risk – This is the risk of loss attributed to the magnitude of a government's investment in a single issuer. The College manages this risk by placing funds with financial institutions only after contacting all eligible institutions in the taxing area.

Component unit – Investments of the Cowley College Foundation consists of mutual funds, treasury obligations, certificates of deposits, and other investments. These investments are managed by the Finance Committee of the Foundation. These types of investments are not regulated by Kansas Statutes. These investments are subject to all normal market risks.

4. Capital Assets

Following are the changes in capital assets for the year ended June 30, 2025:

	Beginning Balance	Increases	(Decrease) Adjustments	Ending Balance
Non-depreciable capital assets				
Land	$ 6,283,643	$ -	$ -	$ 6,283,643
Construction in progress	7,478,746	-	(7,308,547)	170,199
Total non-depreciable capital asse	13,762,389	-	(7,308,547)	6,453,842
Depreciable capital assets				
Buildings and improvements	56,181,960	8,978,888	-	65,160,848
Equipment	8,527,883	1,151,814	(426,779)	9,252,918
Leased equipment	2,299,157	694,374	(102,478)	2,891,053
Total depreciable capital assets	67,009,000	10,825,076	(529,257)	77,304,819
Less accumulated depreciation				
Buildings and improvements	(33,768,531)	(1,718,213)	-	(35,486,744)
Equipment	(6,272,050)	(642,501)	424,290	(6,490,261)
Leased equipment	(2,178,862)	(117,688)	68,319	(2,228,231)
Total accumulated depreciation	(42,219,443)	(2,478,402)	492,609	(44,205,236)
Total depreciable capital assets (net)	24,789,557	8,346,674	(36,648)	33,099,583
Total capital assets, net	$ 38,551,946	$ 8,346,674	$ (7,345,195)	$ 39,553,425

Depreciation and amortization expense for the year ended June 30, 2025, is $2,478,402.

5. Long-Term Liabilities

The following is a summary of long-term liability transactions for the year ended June 30, 2025:

	Beginning Balance	Additions	Payments/ Reductions	Ending Balance	Current Portion
Certificates of participation					
Certificate of Participation - Series 2015	$ 1,375,000	$ -	$ 325,000	$ 1,050,000	$ 340,000
Certificate of Participation - Series 2017	2,825,000	-	915,000	1,910,000	940,000
Certificate of Participation - Series 2021	1,100,000	-	370,000	730,000	365,000
Premium on certificates	52,900	-	23,640	29,260	23,642
Capital lease - Equipment	1,710,283	-	136,604	1,573,679	140,098
Capital lease - Laundry equipment	54,441	-	54,441	-	-
Capital lease - Brunswick Place	64,821	-	32,441	32,380	32,380
Capital lease - Wolfe Re	-	694,374	67,800	626,574	72,696
Compensated absences	1,094,287	110,490	-	1,204,777	350,271
Other postemployment benefits	2,558,030	-	51,609	2,506,421	-
Net pension liability	92,867	-	92,867	-	-
Total long-term liabilities	$ 10,927,629	$ 804,864	$ 2,069,402	$ 9,663,091	$ 2,264,087

The compensated absences, other postemployment benefits, and the net pension liability are generally liquidated by the General Fund. The certificates of participation will be paid through revenues generated from the various auxiliary enterprise funds and the General Fund. The capital leases are generally liquidated by the General Fund and the Capital Outlay Fund.

5. Long-Term Liabilities (Continued)

Compensated absences has been restated for implementation of GASB 101. The effect on the beginning balance is $723,070.

(a) Refunding - Certificates of Participation Series 2015

The College issued the Certificates of Participation Series 2015. The original issue amount was $3,620,000, due in annual principal installments ranging from $265,000 to $360,000 through year 2028. Interest rates vary from 2.50% to 3.45%.

The remaining debt service requirement for the Certificates of Participation - Series 2015 is as follows:

Year Ending	Principal	Interest	Total
6/30/2026	$ 340,000	$ 29,240	$ 369,240
6/30/2027	350,000	18,195	368,195
6/30/2028	360,000	6,210	366,210
Total	$ 1,050,000	$ 53,645	$ 1,103,645

(b) Certificates of Participation Series 2017

The College issued the Certificates of Participation Series 2017. The original issue amount was $8,710,000, due in annual principal installments ranging from $765,000 to $970,000 through year 2027. Interest rates vary from 2.00% to 3.00%.

The remaining debt service requirement for the Certificates of Participation - Series 2017 is as follows:

Year Ending	Principal	Interest	Total
6/30/2026	$ 940,000	$ 57,300	$ 997,300
6/30/2027	970,000	29,100	999,100
Total	$ 1,910,000	$ 86,400	$ 1,996,400

(c) Certificates of Participation Series 2021

The College issued the Certificates of Participation Series 2021. The original issue amount was $2,150,000, due in annual principal installments ranging from $355,000 to $365,000 through year 2027. Interest rates vary from 0.80% to 1.35%.

Year Ending	Principal	Interest	Total
6/30/2026	$ 365,000	$ 7,665	$ 372,665
6/30/2027	365,000	4,015	369,015
Total	$ 730,000	$ 11,680	$ 741,680

5. Long-Term Liabilities (Continued)

The College has entered into a lease agreement with Bank of America for financing the acquisition of Deferred Maintenance Equipment. The lease agreement qualifies as a capital lease for accounting purposes and, therefore, has been reported at the present value of the future minimum lease payments as of the inception date. The equipment totaled $2,100,000 and is included in the capital assets of the College. The amortization of this equipment has been included in the College's depreciation expense.

The College has entered into a lease agreement with Wolfe R.E. for financing a building for use to operate classes and related educational activities. The lease agreement qualifies as a capital lease for accounting purposes and, therefore, has been reported at the present value of the future minimum lease payments as of the inception date. The building totaled $694,374 and is included in the capital assets of the College. The amortization of this building has been included in the College's depreciation expense.

The annual debt service requirements for capital leases are as follows:

Year Ending	Principal	Interest	Total
6/30/2026	$ 245,173	$ 66,083	$ 311,256
6/30/2027	221,521	58,692	280,213
6/30/2028	230,599	51,605	282,204
6/30/2029	240,055	44,190	284,245
6/30/2030	249,890	36,430	286,320
6/30/2031 - 6/30/2035	1,045,395	74,665	1,120,060
Total	$ 2,232,633	$ 331,665	$ 2,564,298

6. Lease Receivable

The College is providing educational, career and job readiness services to Winfield Correctional Facility. The lease expired June 30, 2024, which the option to renew for five additional one-year terms. The option is reasonably expected to be executed. The amount is to be paid in monthly payments not to exceed $17,545 per month, including a maximum of administrative fees of $8,422 annually. The lease receivable is measured as the present value of the future minimum rent payments expected to be received during the lease term at a discount rate of 3.810%, which is the approximate borrowing rate of the College at the time of the lease.

Year Ending	Principal	Interest	Total
6/30/2026	$ 184,010	$ 26,525	$ 210,535
6/30/2027	191,144	19,391	210,535
6/30/2028	198,555	11,980	210,535
6/30/2029	206,254	4,281	210,535
Total	$ 779,963	$ 62,177	$ 842,140

Year Ending	Principal	Interest	Total
6/30/2026	$ 184,551	$ -	$ 184,551
6/30/2027	184,551	-	184,551
6/30/2028	184,551	-	184,551
6/30/2029	184,549	-	184,549
Total	$ 738,202	$ -	$ 738,202

7. Other Postemployment Healthcare Benefits (OPEB)

Plan Description

The College sponsors Medical and Dental insurance to qualifying retirees and their dependents. Coverage is provided through a fully-insured program that operates as a single-employer defined benefit plan. Retirees and their spouses may continue coverage with the College until retiree Medicare eligibility (i.e. age 65). In addition, spouses may continue coverage under Cobra provisions, not to exceed the spouse age 65, when the retiree dies or reaches age 65. The College pays up to the single premium for retirees when upon retirement the minimum of age 60 and 10 years of service is achieved. Otherwise, retirees pay group plan rates to maintain coverage. Dependents must pay group plan premiums to maintain coverage in all cases. There are no assets accumulated in a trust to pay related benefits.

All retiree coverage is provided through the group insurance program of the College and delivered through a fully insured arrangement. Along with a dental plan, three medical plan options (High, Low and HDHP) are available to qualifying retirees. Coverage is available for retirees and spouses until the retiree qualifies for Medicare (i.e. age 65).

Spouses may continue coverage under COBRA, upon covered retiree death or attainment of Medicare eligibility age, for up to 36 months not to exceed the spouse's own age 65. Benefits renew annually on September 1. A retiree is not allowed future coverage after once declining coverage.

Retirees and beneficiaries receiving benefits	7
Terminated plan members entitled to but not yet receiving benefits	-
Active plan members	194
Total	201

Funding Policy

The College provides health insurance benefits to retirees and their dependents in accordance with Kansas law (KSA 12-5040). The benefits are paid from the general operating assets of the College on a pay-as-you-go basis. The contribution requirements of Plan members and the College are established and may be amended by the Board of Trustees.

Employer Contribution - An employer may make contributions through an irrevocable transfer of assets to a qualifying trust, direct payment of benefits or a combination of these. Without a trust and self-funded, the contribution equals retiree claims plus admin costs, less any retiree contribution premiums. Without a trust and not self-funded, the contribution equals age-adjusted premium costs, less any retiree contribution premiums.

Annual OPEB Cost and Net OPEB Obligation

The College's annual OPEB cost (expense) consists of the service cost plus interest on total OPEB liability and changes in assumptions and inputs. The service cost is the portion of the Actuarial Present Value of OPEB benefits that is allocated to the current year by the Actuarial Cost method. The following table presents the components of the College's annual OPEB cost for the year, the amount actually contributed to the Plan, and changes in the College's total OPEB obligation to the Plan.

	June 30, 2025
Net OPEB liability - beginning of year	$ 2,558,030
Service cost	138,412
Interest cost	108,955
Changes in benefit terms	-
Differences between actual and expected experience	(106,748)
Changes in assumptions and inputs	(114,228)
Employer contributions (benefit payments)	78,000
Net changes	(51,609)
Net OPEB liability - end of year	$ 2,506,421

7. Other Postemployment Healthcare Benefits (OPEB) (Continued)

Changes in Benefit Terms are noted below:

There are no changes in benefit terms.

Changes from the beginning to the end of year measurement for FY 2024-25 are noted below:

- The discount rate changed from 4.1% to 4.8%
- The assumed retirement and turnover rates were updated based on the latest available statistics from the KPERS pension valuation report.
- The assumed average salary growth per employee per year (i.e., Salary Scale) was revised from 2.5% to 2.0%.
- The retiree contribution premiums and projected per capita premium costs were updated. The September 1, 2025 renewal data was taken into account.

Total OPEB Liability

The College's total OPEB liability of $2,506,421 reported as of June 30, 2025, was measured as of June 30, 2025 (the measurement date), and was determined by an actuarial valuation as of September 1, 2023, using the following actuarial assumptions:

Salary increases; including wage increases	2.0%
Discount rate	4.8%

OPEB Expense

For the year ended June 30, 2025, the College recognized OPEB expense of $94,709, which includes the changes in the total OPEB liability, and the amortization of deferred outflows of resources and deferred inflows of resources for the current period.

Valuation Procedures and Discount Rate

GASB 75 standards require a single discount rate be determined. To the extent Plan (i.e. Trust) assets are projected to be sufficient to make projected benefit payments, the discount rate will equal the expected return on such assets. To the extent a Plan is not projected to be sufficient make future benefit payments the yield or index for 20-year, tax-exempt general obligation municipal bonds with an average rating of AA/Aa or higher should be factored in. Plan assets do not apply to the College's program.

In order to determine the municipal bond rate the actuaries took the average of the published yields from the S&P Municipal Bond 20 year High Grade and the Fidelity GO AA-20 Years indexes. The selected average rates are 4.1% and 4.8% as of the beginning and end of year measurement dates, respectively. These were used as the discount rates to determine present value costs.

Mortality rates used for the death benefits were based on the Society of Actuaries Pub-2010 Public Retirement Plans Headcount-Weighted General Mortality Tables using Scale MP-2021 Full Generational Improvement.

7. Other Postemployment Healthcare Benefits (OPEB) (Continued)

Sensitivity of Total OPEB Liability to changes in Healthcare Cost Trend Rate

	1% Decrease	Current Trend Assumption	1% Increase
Total OPEB Liability	$ 2,204,731	$ 2,506,421	$ 2,867,248
Increase / (Decrease) from Baseline	(301,690)		360,827

Sensitivity of Total OPEB Liability to changes in the Discount Rate

	1% Decrease 3.8%	Current Single Discount Rate Assumption 4.8%	1% Increase 5.8%
Total OPEB Liability	$ 2,741,124	$ 2,506,421	$ 2,294,767
Increase / (Decrease) from Baseline	234,703		(211,654)

Deferred Outflows of Resources and Deferred Inflows of Resources

At June 30, 2025, the College reported deferred outflows of resources and deferred inflows of resources related to OPEB from the following sources:

	Deferred Outflows of Resources	Deferred Inflows of Resources
Category		
Differences between actual and expected experience	$ 357,123	$ 684,091
Changes in assumptions	96,932	523,704
Benefit payments subsequent to the measurement date (1)	$ 454,055	$ 1,207,795
Total		

(1) Expected Employer Contributions between Measurement date and Reporting date - Does not apply.

Amounts reported as deferred outflows of resources and deferred inflows of resources related to OPEB will be recognized as an expense/(income) item in OPEB expense as follows:

Year Ending:	Amount
6/30/2026	$ (74,658)
6/30/2027	(74,658)
6/30/2028	(74,658)
6/30/2029	(74,660)
6/30/2030	(84,979)
Thereafter	(370,127)
Total	$ (753,740)

8. Other Post Employment Benefit Plan - KPERS Death and Disabilities

The College participates in a multiple-employer defined benefit other postemployment benefit (OPEB) plan (the Plan) which is administered by the Kansas Public Employees Retirement System (KPERS). The Plan provides long-term disability benefits and a life insurance benefit for disabled members to KPERS members, as provided by K.S.A. 74-04927. The Plan is administered through a trust held by KPERS that is funded to pay annual benefit payments. However because the trust's assets are used to pay employee benefits other than OPEB, the trust does not meet the criteria in paragraph 4 of GASB Statement No. 75, *Accounting and Financial Reporting for Postemployment Benefits Other Than Pensions.* Accordingly, the Plan is considered to be administered on a pay-as-you-go basis.

8. Other Post Employment Benefit Plan - KPERS Death and Disabilities (Continued)

Contributions

Employer contributions are established and may be amended by state statute. Members are not required to contribute. Employer contributions paid for benefits as they came due during the fiscal year ended June 30, 2025, totaled ($35,959).

Special Funding Situation

The employer contributions for the College, as defined in K.S.A. 74-4931 (2) and (3), are made by the State of Kansas on behalf of the College. Therefore, the College is considered to be in a special funding situation. Accordingly, the State is required to recognize the total OPEB liability, deferred outflows of resources, deferred inflows of resources and expense for the OPEB plan attributable to the College. The College records revenue and OPEB expense in an amount equal to the expense recognized by the State on behalf of the College.

Benefits

Benefits are established by statute and may be amended by the KPERS Board of Trustees. The Plan provides long-term disability benefits equal to 60% (prior to January 1, 2006, 66 2/3 percent) of annual compensation, offset by other benefits. Members receiving long-term disability benefits also receive credit towards their KPERS retirement benefits and have their group life insurance coverage continued under the waiver of premium provision.

The monthly long-term disability benefit is 60% of the member's monthly compensation, with a minimum of $100 and a maximum of $5,000. The monthly benefit is subject to reduction by deductible sources of income, which include Social Security primary disability or retirement benefits, workers compensation benefits, other disability benefits from any other sources by reason of employment, and earnings from any form of employment. If the disability begins before age 60, benefits are payable while the disability continues until the member's 65th birthday or retirement date, whichever occurs first. If the disability begins after age 60, benefits are payable while the disability continues, for a period of five years or until the member retires, whichever occurs first. Benefit payments for disabilities caused or contributed to by substance abuse or non-biologically based mental illnesses are limited to the shorter of the term of the disability or 24 months per lifetime.

The death benefit paid to beneficiaries of disabled members is 150% of the greater of 1) the member's annual rate of compensation at the time of disability, or 2) the members previous 12 months of compensation at the time of the last date on payroll. If the member has been disabled for five or more years, the annual compensation or salary rate at the time of death will be indexed using the consumer price index, less one percentage point, to compute the death benefit. If a member is diagnosed as terminally ill with a life expectancy of 12 months or less, the member may be eligible to receive up to 100% of the death benefit rather than having the benefit paid to the beneficiary. If a member retires or disability benefits end, the member may convert the group life insurance coverage to an individual insurance policy.

Covered Employees

The College has the following employees covered by the Plan as of the actuarial valuation report date June 30, 2025:

Inactive employees or beneficiaries currently receiving benefit payments	2
Active employees	197
Total	199

Total OPEB Liability

At the College's reporting date of June 30, 2025, the total OPEB liability recognized by the State of Kansas that was attributable to the College was $185,938.

8. Other Post Employment Benefit Plan - KPERS Death and Disabilities (Continued)

Actuarial Assumptions

The financial information for fiscal year 2024-25 is based upon actuarial valuation performed as of December 31, 2023, rolled forward to June 30, 2024 using the participant census as of June 30, 2024.

The measurement date as selected by the College under GASB 75 Standards is June 30th. The results of the valuation were projected to the end of year measurement date using standard actuarial techniques.

Price inflation	2.75%
Salary increases, including wage increases	3.50-10.00%
Discount rate (based on the 20 year municipal bond rate with an average rating of AA/Aa or better, obtained from the index.)	3.93%

Mortality rates used for the death benefits were based on the RP-2014 Healthy Annuitant Mortality Table for Males and Females, adjusted for generational mortality improvement using MP-2021. Mortality rates used for the disability benefits were based on the RP-2014 Disabled Life Table with generational mortality improvement using MP-2021.

The actuarial assumptions used in the December 31, 2023, valuation were based on the results of an actuarial experience study conducted during 2019-2022.

Revenue and OPEB Expense Recorded by the College

For the year ended June 30, 2025, the College recognized revenue and OPEB expense in an equal amount of ($35,959).

9. Defined Benefit Pension Plan

Plan Description

The College participates in the Kansas Public Employees Retirement System (KPERS or System), a cost-sharing multiple-employer defined benefit pension plan as provided by Kansas law and administered by KPERS, a body corporate and an instrumentality of the State of Kansas. Kansas law establishes and amends benefit provisions. KPERS issues a publicly available, stand-alone comprehensive annual financial report that includes financial statements and required supplementary information. That report may be obtained by writing to KPERS (611 S. Kansas, Suite 100, Topeka, KS 66603) or by calling 1-888-275-5737, or at the KPERS website at www.kpers.org.

KPERS provides benefits to the following statewide pension groups under one plan, as provided by KSA 74 article 49:

- Public employees, which include:
    - State/School Employees
    - Local Employees
- Police and Firemen
- Judges

Substantially all public employees in Kansas are covered by the pension plan. Participation by local political subdivisions is optional, but irrevocable once elected.

9. Defined Benefit Pension Plan (Continued)

Plan Description (Continued)

The employer contributions for non-public school district schools, as defined in K.S.A. 74-4931 (2) and (3), are funded by the State of Kansas on behalf of these employers. Therefore, these employers, vocational-technical schools and community junior colleges, are considered to be in a special funding situation as defined by GASB Statement No. 68. The State is treated as a nonemployer contributing entity in the System. Since these employers do not contribute directly to the System for active employees, there is no net pension liability or deferred inflows or outflows to report in the financial statements for active employees. The notes to the College's financial statements must disclose the portion of the nonemployer contributing entities' total proportionate share of the collective net pension liability that is associated with the non-public school district employer. In addition, each non-public school district employer must recognize the pension expense associated with their employer as well as revenue in an amount equal to the nonemployer contributing entities' total proportionate share of the collective pension expense associated with their employer.

A number of these employers make contributions directly to KPERS for KPERS retirees filling KPERS covered positions per KSA. 74-4937, "working after retirement" employees. The resulting proportional share of these agencies "working after retirement" contributions and resulting net pension liability are attributable to the employer.

Benefits Provided

Benefits are established by statute and may only be changed by the Legislature. Members with ten or more years of credited service, may retire as early as age 55, with an actuarially reduced monthly benefit. Normal retirement is at age 65, age 62 with ten years of credited service, or whenever a member's combined age and years of certified service equal 85 "points".

Monthly retirement benefits are based on a statutory formula that includes final average salary and years of service. When ending employment, members may withdraw their contributions from their individual accounts, including interest. Members who withdraw their accumulated contributions lose all rights and privileges of membership. For all pension coverage groups, the accumulated contributions and interest are deposited into and disbursed from the membership accumulated reserve fund as established by KSA 74-4922.

Members choose one of seven payment options for their monthly retirement benefits. At retirement a member may receive a lump sum payment of up to 50% of the actuarial present value of the member's lifetime benefit. The monthly retirement benefit is then permanently reduced based on the amount of the lump sum. Benefit increases, including ad hoc postretirement benefit increases, must be passed into law by the Kansas Legislature. Benefit increases are under the authority of the Legislature and the Governor of the State of Kansas.

The 2012 Legislature made changes affecting new hires, current members and employers. A new KPERS 3 cash balance retirement plan for new hires starting January 1, 2015, was created. Normal retirement age for KPERS 3 is 65 with five years of service or 60 with 30 years of service. Early retirement is available at age 55 with ten years of service, with a reduced benefit. Monthly benefit options are an annuity benefit based on the account balance at retirement.

Contributions

For all pension coverage groups, the retirement benefits are disbursed from the retirement benefit payment reserve fund established by KSA 74-4922. Member contribution rates are established by State law, and are paid by the employee according to the provisions of Section 414(h) of the Internal revenue code. State law provides that the employer contribution rates for each of the three state wide pension groups to be determined based on the results of each annual actuarial valuation. The contributions and assets of all groups are deposited in the Kansas Public Employees Retirement Fund established by KSA 74-4921. All of the retirement systems are funded on an actuarial reserve basis.

9. Defined Benefit Pension Plan (Continued)

Contributions (Continued)

For fiscal years beginning in 1995, Kansas legislation established statutory limits on increases in contribution rates for KPERS employers. Annual increases in the employer contribution rates related to subsequent benefit enhancements are not subject to these limitations. The statutory cap increase over the prior year contribution rate is 1.2% of total payroll.

The State is required to contribute 100% of the College's contractually required contributions, which are actuarially determined as an amount that, when combined with employee contributions, is expected to finance the cost of benefits earned by employees during the year, with an additional amount to finance any unfunded accrued liability. However, they do make contributions directly to KPERS for KPERS retirees filling KPERS covered positions per KSA 74-4937, "working after retirement" employees. The resulting proportional share of the "working after retirement" contributions and resulting new pension liability are attributable to the employer.

KSA 74-4919 and KSA 74-49,210 establish the KPERS member-employee contribution rates. KPERS has multiple benefit structures and contribution rates depending on whether the employee is a KPERS 1, KPERS 2, or KPERS 3 member. KPERS 1 members are active and contributing members hired before July 1, 2009. KPERS 2 members were first employed in a covered position on or after July 1, 2009, and KPERS 3 members were first employed in a covered position on or after January 1, 2015. Effective January 1, 2015, Kansas law established the KPERS member-employee contribution rate of 6% of covered salary for KPERS 1, KPERS 2, and KPERS 3 members.

The College's contractually required contributions rate for the actuarial report dated year ended June 30, 2024, was 13.38% of the annual college payroll of which 0% of payroll was required from the College and 1% of payroll was required from the State. The College's contributions to the pension plan were $0 for the year ended June 30, 2024 (actuarial report date).

Employer Allocations

Although KPERS administers one cost-sharing, multiple-employer defined benefit pension plan, separate (sub) actuarial valuations are prepared to determine the actuarial determined contribution rate by group. Following this method, the measurement of the collective net pension liability, deferred outflows of resources, deferred inflows of resources, and pension expense are determined separately for each of the following groups of the plan:

- State/School
- Local
- Police and Fireman
- Judges

To facilitate the separate (sub) actuarial valuations, the System maintains separate accounts to identify additions, deductions, and fiduciary net position applicable to each group. The allocation percentages presented for each group in the schedule of employer and nonemployer allocations are applied to amounts presented in the schedules of pension amounts by employer and nonemployer.

9. Defined Benefit Pension Plan (Continued)

Pension Liabilities, Pension Expense, and Deferred Outflows of Resources and Deferred Inflows of Resources Related to Pensions

At June 30, 2025 (actuarial report year ended June 30, 2024), the College reported a liability for its proportionate share of the net pension liability that reflected a reduction for the State pension support provided to the College. The amount recognized by the College as its proportionate share of the net pension liability, the related state support, and the total portion of the net pension liability that was associated with the College were as follows:

College's proportionate share of the net pension liability	$ -
State's proportionate share of the net pension liability associated with the College	14,500,124
	$ 14,500,124

The net pension liability was measured as of December 31, 2023, which was rolled forward to June 30, 2024. The total pension liability used to calculate the net pension liability was determined by an actuarial valuation as of that date. The College's proportion of the net pension liability was based on the ratio of its contributions to the total of the employer and non-employer contributions of the group for the fiscal year ended June 30, 2024. The contributions used exclude contributions made for prior service, excess benefits, and irregular payments. At the actuarial report date of June 30, 2024, the combined College and state's proportion was 0.01%, which was a decrease of 0.11% from its proportion measured as of June 30, 2023.

For the actuarial report as of June 30, 2024, there were changes in assumptions and benefits as described in the notes to the required supplemental information.

There were no changes between the measurement date of December 31, 2023, rolled forward to June 30, 2024, and the College's reporting date of June 30, 2025.

For the year ended June 30, 2025, the College recognized pension expense of $1,302,682 and revenue of $1,302,682 for support provided by the state. For the portion related to the "working after retirement" the College recognized pension expense of ($33,724), which includes the changes in the collective net pension liability, projected earnings on pension plan investments, and the amortization of deferred outflows of resources and deferred inflows of resources for the current period. At June 30, 2025 (the measurement date of June 30, 2024), the College reported deferred outflows of resources and deferred inflows of resources related to pensions for the College from the following sources:

	Deferred Outflows of Resources	Deferred Inflows of Resources
Differences between expected and actual experience	$ -	$ -
Changes of assumptions	-	-
Net difference between projected and actual earnings on pension plan investments	-	-
Changes in proportion and differences between College contributions and proportionate share of contributions	27,877	152,472
Total	$ 27,877	$ 152,472

9. Defined Benefit Pension Plan (Continued)

Pension Liabilities, Pension Expense, and Deferred Outflows of Resources and Deferred Inflows of Resources Related to Pensions (Continued)

Other amounts reported as deferred outflows of resources and deferred inflows of resources related to pension will be recognized in pension expenses by the College as follows:

Year Ending:	Amount
6/30/2025	$ (32,789)
6/30/2026	(33,219)
6/30/2027	(44,017)
6/30/2028	(14,570)
6/30/2029	-
Thereafter	-
	$ (124,595)

Actuarial Assumptions

The total pension liability was determined by an actuarial valuation as of December 31, 2023, which was rolled forward to June 30, 2024, using the following actuarial assumptions, applied to all periods included in the measurement:

• Inflation	2.75 percent
• Wage Inflation	3.5 percent
• Salary	3.50 to 15.50 percent, including price inflation
• Investment rate of return	7.00 percent

Mortality rates were based on the PUB 2010 Mortality Tables, with age setbacks and age set forwards based on different membership groups. Future mortality improvements are anticipated using Scale MP-2021.

The The long-term expected rate of return on pension plan investments was determined using a building block method in which best estimate ranges of expected future real rates of return (expected returns, net of pension plan investment expense and inflation) are developed for each major asset class. These ranges are combined to produce the long-term expected rate of return by weighting the expected future real rates of return by the target asset allocation percentage. Best estimates of arithmetic real rates of return for each major asset class as of the most recent experience study, dated January 29, 2024, as provided by KPERS' investment consultant, are summarized in the following table:

Asset class	Long-term target allocation	Long-term expected real rate of return
Non-U.S. Equities	43.00%	8.20%
Core Fixed Income	13.00%	2.20%
Yield Driven	12.00%	5.30%
Infrastructure	3.00%	6.80%
Real Estate	15.00%	5.70%
Alternatives	11.00%	12.00%
Short-Term Investments	3.00%	0.30%
Total	100.00%	

9. Defined Benefit Pension Plan (Continued)

Discount Rate

The discount rate used to measure the total pension liability was 7.00%. The projection of cash flows used to determine the discount rate was based on member and employer contributions as outlined below.

In KPERS, the Local, Kansas Police and Firemen, and Judges groups are contributing at the full actuarial contribution rate. However, the State/School groups do not necessarily do so.

Based on legislation first passed in 1993, the employer contribution rates certified by KPERS Board may not increase by more than the statutory cap. Subsequent legislation in 2012 set the statutory cap at 0.90 percent for Fiscal Year 2014, 1.00 percent for Fiscal Year 2015, 1.10 percent for 2016 and 1.20 percent for Fiscal Years 2017 and beyond.

In recent years, the Legislature has made several changes to statutory rates that deviate from the scheduled contribution increases set under the statutorily capped rates.

In 2015, S.B. 4, reduced the previously certified State/School statutory rate from 11.27 percent to 8.65 percent for the last half of Fiscal Year 2015. That same session, S.B. 228 recertified statutory rates to 10.91 percent for Fiscal Year 2016 and 10.781 percent for Fiscal Year 2017 in anticipation of the issuance of $1.0 billion in pension obligation

Legislation in the 2016 session (S.B. 161) provided for the delay of up to $100.0 million in State and School contributions to the Retirement System for Fiscal Year 2016. Concurrently, 2016 H. Sub for S.B. 249 provided that the delayed contributions would be paid in full, with interest at 8.00 percent, by June 30, 2018. However, legislation passed by the 2017 Legislatue removed the repayment provision. In addition, 2017 S. Sub for H.B. 2052 delayed $64.0 million in Fiscal Year 2017 contributions, to be paid over 20 years in level dollar installments. The first-year payment of $6.4 million was paid in full at the beginning of Fiscal Year 2018, and appropriations for Fiscal Year 2018 were made for the State/School group at the statutory contribution rate of 12.01 percent for that year.

Additional legislation in the 2017 Session (S. Sub for H.B. 2022) provided for a reduction of $194.0 million from the previously certified contribution rate of 13.21 percent in the State/School contributions for Fiscal Year 2019. Like the Fiscal Year 2017 reduction, it is to be paid back over a 20-year period, beginning in Fiscal Year 2020. Therefore, both reductions will be accounted for as receivables by the System.

The 2018 Legislature passed H. Sub for S.B. 109 that provided additional contributions to the school group of $56.0 million in Fiscal Year 2018 and $82.0 million in Fiscal Year 2019.

The 2019 Legislature passed S.B. 9 that provided additional contributions to the school group of $115.0 million in Fiscal Year 20109. H. Sub for S.B. 25 from the 2019 Legislative session authorized additional funding for the KPERS School group in Fiscal Year 2020 of $51.0 million.

The 2021 Legislature passed House Bill 2405, which authorizes the state of Kansas to issue bonds with net proceeds of $500 million to fund a portion of the School Group's unfunded actuarial liability, assuming certain criteria are met. As a result, the State/School contribution rate was recertified for Fiscal Years 2022 and 2023, lowering them respectively to 13.86 and 13.11 percent. The bond proceeds were received on August 26, 2021.

9. Defined Benefit Pension Plan (Continued)

Discount Rate (Continued)

The 2022 Legislature passed S.B. 421, which authorized the state of Kansas to transfer $1.125 billion from the State General Fund directly to KPERS in Fiscal Years 2022 and 2023. The first $253.9 million pays off the outstanding accounts receivable for KPERS-School employer contributions withheld in Fiscal Year 2017 and Fiscal Year 2019, discussed previously, while the remaining $871.1 million is applied to the KPERS-School unfunded actuarial liability. In Fiscal Year 2022, $600.0 million was transferred to the System. S.B. 421 authorized two additional transfers totaling $271.0 million in Fiscal Year 2023 (reflected in the projected cash flows of the System).

The 2023 Legislature passed HB 2196, which expanded the Deferred Retirement Option Plan (DROP) in KP&F to include all of that System;s employers as of April 27,2023. Under that same Bill, the Kansas Department of Wildlife and Parks (KDWP) became an affiliated KP&F employer making certain law enforcement positions in the Agency eligible for KP&F future service participation as of July 1, 2023. HB 2100 was also passed, defining and establishing limits on environmental, social and governance factors when entering into contracts (including investment contracts) and when making proxy votes on behalf of the System. This latter change was not expected to materially affect the asset allocation. Neither act impacted the valuation results.

The 2024 Legislature passed HP 2711 that increased both the lump sum retiree death benefit from $4,000 to $6,000 and employer contribution rates for State/School for FY 2025 and FY 2026 and for Local employers for CY 2025 to fund this benefit improvement. The Bill also increased the employer contribution threshold for the 30% Working After Retirement (WAR) rate from $25,000 to $40,000; and the earnings limit for KP&F retirees from $25,000 to $40,000; while creating at exemption from employer contributions for nurses and direct support workers at Community Development Disability Organizations (CDDOs). Further, the Bill increased the alternative investment cap from 15% to 25% and requires the System to divest all publicly traded securities held in funds by countries of concern. None of the changes from this legislation had any impact on the valuation.

Based on employer contribution history as described above, it is a reasonable estimate that the State/School group's contribution rate may not be certified at the statutory rate. It has been assumed that contribution rates will be made within the same range as have been seen in the past few years. Using this assumption actuarial modeling indicates that employer contribution rates for the State/School group are sufficient to avoid a depletion date.

Sensitivity of the College's proportionate share of the net pension liability to changes in the discount rate

The following presents the net pension liability of the Pension Plan as of June 30, 2024, (actuarial report date) calculated using the discount rate of 7.00 percent, as well as what the Pension Plan's net pension liability would be if it were calculated using a discount rate that is 1 percentage point lower (6.00 percent) or 1 percentage point higher (8.00 percent) than the current rate:

1% Decrease (6.00%)	Discount rate (7.00%)	1% Increase (8.00%)
$0	$0	$0

10. Risk Management

The College is exposed to various risks of loss related to torts; theft of, damage to, and destruction of assets; errors and omissions; injuries to employees; and natural disasters. These risks are covered by commercial insurance purchased from independent third parties. There has been no significant change in insurance coverage from the previous fiscal year. Settled claims have not exceeded commercial insurance coverage in any of the past three years.

11. Related Party Transactions

The Cowley College Foundation paid $294,349 in student scholarships during the current fiscal year. For more information on the Foundation, see Note 1 (a).

The College provides administrative support, office space, and other services to the Cowley College Foundation. The Foundation does not reimburse the College for expenses incurred.

12. Contingent Liabilities

The College receives significant financial assistance from numerous federal and state governmental agencies in the form of grants and state pass-through aid. The disbursement of funds received under these programs generally requires compliance with terms and conditions specified in the grant agreements and is subject to audit. Any disallowed claims resulting from such audits could become a liability of the College. However, in the opinion of management, any such disallowed claims would not have a material effect on the financial statements.

The College is a defendant in various pending litigation and administrative proceedings. Management anticipates that any potential claims, if any, against the College would be covered by insurance and would not materially affect the College's financial position.

13. Change in Accounting Principle

The College implemented GASB 101, Compensated Absences for the year ended June 30, 2025. The standard requires it to be retroactively applied. As a result of implementation, there was an adjustment to net position of ($723,070).

14. Subsequent Events

Management has evaluated the effects on the financial statements of subsequent events occurring through the date of this report, which is the date at which the financial statements were available to be issued.

REQUIRED SUPPLEMENTARY INFORMATION

Cowley County Community College

Schedule of Changes in the Total OPEB Liability and Related Ratios - Healthcare
For the Year Ended June 30, 2025

Last 10 Fiscal Years

	2025	2024	2023	2022	2021	2020	2019	2018	2017	2016
Total OPEB Liability - Beginning of year	$ 2,558,030	$ 1,958,307	$1,700,356	$2,342,879	$2,578,192	$2,980,200	$2,382,832	$2,234,437	For 2016 to 2017, this data is not yet available.	
Service Cost	138,412	111,048	101,802	163,220	205,809	216,961	166,437	151,837		
Interest Cost	108,955	81,294	69,387	49,542	70,837	92,495	79,654	77,648		
Changes in Benefit Terms	-	498,324	-	-	-	(128,694)	-	-		
Differences between actual and expected experience	(106,748)	(49,955)	163,193	(465,216)	(213,257)	(217,477)	555,808	-		
Changes in assumptions and inputs	(114,228)	33,012	(30,431)	(332,069)	(179,702)	(137,293)	66,469	123,910		
Employer contributions	78,000	74,000	46,000	(58,000)	(119,000)	(228,000)	(271,000)	(205,000)		
Net Changes	(51,609)	599,723	257,951	(642,523)	(235,313)	(402,008)	597,368	148,395		
Total OPEB Liability - End of year	$ 2,506,421	$ 2,558,030	$1,958,307	$1,700,356	$2,342,879	$2,578,192	$2,980,200	$2,382,832		
Covered-employee payroll	$10,009,026	$10,009,026	$9,415,034	$9,415,034	$9,114,156	$9,114,156	$9,819,831	$9,819,831		
Total OPEB Liability as a percentage of covered-employee payroll	25.04%	25.56%	20.80%	18.06%	25.71%	28.29%	30.35%	24.27%		

Note: There are no assets accumulated in a trust to pay related benefits.

Note: For June 30, 2018, GASB 75 was implemented. The information for years 2016-2017 is not available under the measurement requirements of GASB 75.

Cowley County Community College

Schedule of Changes in the Total OPEB Liability and Related Ratios - KPERS Death and Disability
For the Year Ended June 30, 2025

Last 10 Fiscal Years

	2025	2024	2023	2022	2021	2020	2019	2018	2017	2016
Total OPEB Liability - Beginning of yea	$ 221,897	$ 220,715	$ 186,902	$ 185,937	$ 178,218	$ 138,639	$ 141,682	For 2016 to 2018, this data is not yet available.		
Service Cost	34,166	35,077	31,325	31,286	26,832	25,316	25,079			
Interest Cost	9,159	8,497	4,609	4,689	6,991	6,199	5,927			
Changes in Benefit Terms	-	-	-	-	-	-	-			
Differences between actual and expected experience	(68,110)	(9,706)	(8,635)	(25,200)	(23,185)	12,925	(29,707)			
Changes in assumptions and inputs	(825)	(877)	16,331	307	7,798	2,760	(1,942)			
Benefit Payments	(10,349)	(31,809)	(9,817)	(10,117)	(10,717)	(7,621)	(2,400)			
Net Changes	(35,959)	1,182	33,813	965	7,719	39,579	(3,043)			
Total OPEB Liability - End of year	$ 185,938	$ 221,897	$ 220,715	$ 186,902	$ 185,937	$ 178,218	$ 138,639			
Covered-employee payroll	$ 12,441,903	$ 12,289,611	$ 12,507,938	$ 11,778,132	$ 11,659,090	$ 11,132,391	$ 10,778,559	For 2016 to 2018, this data is not yet available.		
Total OPEB Liability as a percentage of covered-employee payroll	1.49%	1.81%	1.76%	1.59%	1.59%	1.60%	1.29%			

Note: There are no assets accumulated in a trust to pay related benefits.

Note: For June 30, 2018, GASB 75 was implemented. The information for years 2016-2018 is not available under the measurement requirements of GASB 75.

Cowley County Community College

Schedule Of The College's Proportionate Share Of The Net Pension Liability
For the Year Ended June 30, 2025

Kansas Public Employees Retirement System

Last 10 Fiscal Years*

Fiscal year end June 30,	2025	2024	2023	2022	2021	2020	2019	2018	2017	2016
Measurement date	June 30, 2024	June 30, 2023	June 30, 2022	June 30, 2021	June 30, 2020	June 30, 2019	June 30, 2018	June 30, 2017	June 30, 2016	June 30, 2015
College's proportion of the net pension liability (asset)	0.000%	0.001%	0.003%	0.002%	0.002%	0.002%	0.002%	0.003%	0.003%	0.001%
College's proportionate share of the net pension liability (asset)	$ -	$ 92,867	$ 306,538	$ 182,598	$ 237,458	$ 214,663	$ 186,180	$ 276,620	$ 253,817	$ 68,940
State's proprotionate share of the net pension liability (asset)	0.141%	0.149%	0.158%	0.175%	0.173%	0.192%	0.156%	0.174%	0.188%	0.211%
State's proprotionate share of the net pension liability (asset)	$14,500,124	$ 15,947,618	$ 16,790,207	$ 13,651,655	$ 18,167,854	$ 17,075,700	$ 14,226,311	$ 16,006,227	$16,922,056	$ 17,487,197
Total collective net pension liability (asset)	$14,500,124	$ 16,040,485	$ 17,096,745	$ 13,834,253	$ 18,405,312	$ 17,290,363	$ 14,412,491	$ 16,282,847	$17,175,873	$ 17,556,137
College's covered payroll	$13,093,779	$ 12,601,473	$ 12,609,992	$ 12,509,813	$ 11,950,621	$ 11,844,899	$ 11,403,369	$ 10,863,517	$10,728,540	$ 11,321,427
College's proportionate share of the net pension liability (asset) as a percentage of its covered payroll	110.74%	127.29%	135.58%	110.59%	154.01%	145.97%	126.39%	149.89%	160.10%	155.07%
Plan fiduciary net position as a percentage of the total pension liability	72.75%	70.70%	69.75%	76.40%	66.30%	69.88%	67.12%	65.10%	64.95%	66.60%

* The amounts presented for each fiscal year were determined as of the measurement date.

Cowley County Community College

Schedule of College Contributions
For the Year Ended June 30, 2025

Kansas Public Employees Retirement System

Last 10 Fiscal Years

	2025	2024	2023	2022	2021	2020	2019	2018	2017	2016
Contractually required contribution	$ -	$ -	$ 28,023	$ 13,308	$ -	$ 2,488	$ 8,130	$ 8,124	$ 7,857	$ 12,829
Contributions in relation to the contractually required contribution	-	-	(28,023)	(13,308)	-	(2,488)	(8,130)	(8,124)	(7,857)	(12,829)
Contribution deficiency (excess)	$ -	$ -	$ -	$ -	$ -	$ -	$ -	$ -	$ -	$ -
College's covered payroll	$ 13,093,779	$ 12,601,473	$ 12,609,992	$ 12,509,813	$ 11,950,621	$ 11,844,899	$ 11,403,369	$ 10,863,517	$ 10,728,540	##########
Contributions as a percentage of covered payroll	0.00%	0.00%	0.22%	0.11%	0.00%	0.02%	0.07%	0.07%	0.07%	0.11%

Note: Historically, the College has not been responsible for contributions due to being a special funding situation. The State of Kansas has paid all contributions. Due to changes in the statutes, the College is now responsible for "working after retirement" employees contributions.

Cowley County Community College

Notes to Required Supplementary Information
For the Year Ended June 30, 2025

Other Post Employment Benefits - Healthcare

Changes in benefit terms:

There are no changes in benefits.

Changes in assumptions:

- Changes in assumptions and other inputs reflect a change in the discount rate from 2.7% in 2016, 3.4% in 2017, 3.3% in 2018, 3.0% in 2019, 2.6% in 2020, 2.0% in 2021, 3.9% in 2022, 4.0% in 2023, 4.1% in 2024, and 4.8% in 2025.
- The census is updated every two years, with the latest census as of July 1, 2025.
- The assumed retirement and turnover assumptions were updated taking into account the latest statistics from the KPERS pension valuation report.
- The assumed trends, retiree contribution premiums and projected per capita costs were updated every year. The most recent July 1, 2025 renewal was taken into account.
- The mortality assumption was changed from the Society of Actuaries RPH-2014 Adjusted to 2006 Total Dataset Headcount-weighted Mortality with MP-2018 Full Generational Improvement to the Society of Actuaries Pub-2010 Public Retirement Plans Headcount weighted General Mortality Tables using Scale MP-2019 Full Generational Improvement to the Society of Actuaries Pub-2010 Public Retirement Plans Headcount weighted General Mortality Tables using Scale MP-2020 Full Generational Improvement to the Society of Actuaries Scale MP-2021 Full Generational Improvement.

Other Post Employment Benefits - KPERS Death and Disabilities

Changes in benefit terms:

There are no changes in benefits.

Changes in assumptions:

- Changes in assumptions and other inputs reflect a change in the discount rate from 2.85% in 2016, 3.58% in 2017, 3.87% in 2018, 3.5% in 2019, 2.21% in 2020, 2.16% in 2021, 3.54% in 2022, 3.65 % in 2023, and 3.93 % in 2024.
- Generational mortality improvements were projected for future years using Projection Scale MP-2018 then to MP-2021.

Defined Benefit Pension Plan

The major items of impact in the actuarial valuation dated December 31, 2014 relative to the prior valuation are as follows:

- Reduce disability rates by 20% for all three KPERS groups.
- Increase the termination of employment rates for State-Males and Local-Males and Females.
- Modify the election of a deferred benefit by Local vested members who terminate employment in future years.
- Modify the retirement rates for the C60 group.
- Increase the load for the impact of final average salary provisions for Local, C55 and C60 members hired before July 1, 199
- Establish an interest crediting rate of 6.50% for KPERS 3 members.

As a result of the experience study completed in November 2016, there were several changes made to the actuarial assumptions and methods since the prior valuation are as follows:

- The price inflation assumption was lowered from 3.00% to 2.75%.
- The investment return assumption was lowered from 8.00% to 7.75%.
- The general wage growth assumption was lowered from 4.00% to 3.50%.
- The payroll growth assumption was lowered from 4.00% to 3.00%.
- The post-retirement health mortality assumption was changed to the RP-2014 Mortality Table, with adjustments to better fit the observed experience for the various KPERS groups. The most recent mortality improvement scale, MP-2016, is used to anticipate future mortality improvements in the valuation process through the next experience study.
- The active member mortality assumption was modified to also be based on the RP-2014 Employee Mortality Table with adjustments.
- The retirement rates for the select period (when first eligible for unreduced benefits under Rule of 85) were increased, but all other retirement rates were decreased.
- Disability rates were decreased for all three groups.
- The termination of employment assumption was increased for all three groups.
- The interest crediting rate assumption for KPERS 3 members was lowered from 6.50% to 6.25%.

As a result of the experience study completed in January 2020, there were several changes made to the actuarial assumptions and methods since the prior valuation. The changes that impact all groups were effective December 31, 2019 and include:

- The investment return assumption was lowered from 7.75% to 7.50%.
- The general wage growth assumption was lowered from 3.50% to 3.25%.
- The payroll growth assumption was lowered from 3.00% to 2.5%.

Changes from the January 2020 experience study that impacted State/School groups are listed below:

- Retirement rates were adjusted to partially reflect observed experience.
- Termination rates were increased for most KPERS groups.
- Disability rates were reduced.
- Factors for the State group that are used to anticipate higher liabilities due to higher final average salary at retirement for pre-1993 hires were modified to better reflect actual experience.
- The administrative expense load for contributions rates was increased from 0.16% to 0.18%.

Changes from the January 2024 experience study that impacted State/School groups are listed below:

- The investment return assumption was lowered from 7.50% to 7.00%.
- The administrative expense load for contributions rates was increased from 0.18% to 0.23%.
- The rate of mortality used the Pub-2010 Tables adjusted by an age setback or set forward. Rates are projected into the future using Scale MP-2021.

SUPPLEMENTARY INFORMATION

Cowley County Community College

Schedule of Cash Receipts, Expenditures, and Changes in Unencumbered Cash
Budget and Actual - Budgetary Basis
General Fund
Year Ended June 30, 2025

	Budgeted Amounts		Actual Amounts Budgetary Basis	Variance With Final Budget Over (Under)
	Original	Final		
Cash Receipts				
Student sources	$ 6,462,219	$ 6,462,219	$ 6,260,350	$ (201,869)
State sources	3,879,632	3,879,632	5,146,355	1,266,723
Local sources	6,255,691	6,255,691	6,705,257	449,566
Other sources	961,000	961,000	1,056,623	95,623
Total Cash Receipts	$ 17,558,542	$ 17,558,542	19,168,585	$ 1,610,043
Expenditures and Transfers Subject to Budget				
Instruction	$ 6,025,847	$ 6,025,847	3,934,863	$ (2,090,984)
Academic support	5,469,392	5,469,392	780,266	(4,689,126)
Student services	-	-	4,394,089	4,394,089
Institutional support	3,902,965	3,902,965	4,697,975	795,010
Operation and maintenance	3,435,392	3,435,392	2,687,151	(748,241)
Scholarships	2,735,829	2,735,829	2,123,639	(612,190)
Total Expenditures and Transfers Subject to Budget	$ 21,569,425	$ 21,569,425	18,617,983	$ (2,951,442)
Receipts Over (Under) Expenditures			550,602	
Unencumbered Cash, July 1			9,698,223	
Prior period adjustment			(723,070)	
Unencumbered Cash, July 1, restated			8,975,153	
Unencumbered Cash, June 30			$ 9,525,755	
Unencumbered Cash, June 30			$ 9,525,755	
Receivables			1,840,613	
Accrued sick leave			(851,165)	
Accrued vacation			(353,612)	
Accrued net pension liability			(124,596)	
Accrued other post employment benefits			(3,260,161)	
GAAP fund balance			$ 6,776,834	

Cowley County Community College

Schedule of Cash Receipts, Expenditures, and Changes in Unencumbered Cash
Budget and Actual - Budgetary Basis
Postsecondary Technical Education Fund
Year Ended June 30, 2025

	Budgeted Amounts		Actual Amounts Budgetary Basis	Variance With Final Budget Over (Under)
	Original	Final		
Cash Receipts				
Student sources	$ 1,760,416	$ 1,760,416	$ 2,120,097	$ 359,681
Federal sources	261,722	261,722	227,537	(34,185)
State sources	4,751,339	4,751,339	4,495,066	(256,273)
Total Cash Receipts	$ 6,773,477	$ 6,773,477	6,842,700	$ 69,223
Expenditures and Transfers Subject to Budget				
Instruction	$ 4,797,639	$ 4,797,639	4,209,209	$ (588,430)
Academic support	114,925	114,925	116,715	1,790
Student services	280,057	280,057	366,634	86,577
Institutional support	647,463	647,463	502,506	(144,957)
Operation and maintenance	498,419	498,419	512,812	14,393
Scholarships	459,137	459,137	289,477	(169,660)
Total Expenditures and Transfers Subject to Budget	$ 6,797,640	$ 6,797,640	5,997,353	$ (800,287)
Receipts Over (Under) Expenditures			845,347	
Unencumbered Cash, July 1			2,351,526	
Unencumbered Cash, June 30			$ 3,196,873	
Unencumbered Cash, June 30			$ 3,196,873	
Deferred lease income			41,760	
GAAP fund balance			$ 3,238,633	

Cowley County Community College

Schedule of Cash Receipts, Expenditures, and Changes in Unencumbered Cash
Budget and Actual - Budgetary Basis
Adult Education Fund
Year Ended June 30, 2025

	Budgeted Amounts		Actual Amounts Budgetary Basis	Variance With Final Budget Over (Under)
	Original	Final		
Cash Receipts				
Federal sources	$ 161,806	$ 161,806	$ 105,738	$ (56,068)
State sources	100,703	100,703	60,925	(39,778)
Total Cash Receipts	$ 262,509	$ 262,509	166,663	$ (95,846)
Expenditures Subject to Budget				
Instruction	$ 232,371	$ 232,371	223,731	$ (8,640)
Receipts Over (Under) Expenditures			(57,068)	
Unencumbered Cash, July 1			(56,060)	
Unencumbered Cash, June 30			$ (113,128) *	
			$ (113,128)	
Receivables			-	
Deferred revenue			-	
GAAP fund balance			$ (113,128)	

* Exempt from Cash-Basis Law (KSA 10-1116).

Cowley County Community College

Schedule of Cash Receipts, Expenditures, and Changes in Unencumbered Cash
Budget and Actual - Budgetary Basis
Adult Supplementary Fund
Year Ended June 30, 2025

	Budgeted Amounts		Actual Amounts Budgetary Basis	Variance With Final Budget Over (Under)
	Original	Final		
Cash Receipts				
Other sources	$ 14,200	$ 14,200	$ 23,434	$ 9,234
Expenditures Subject to Budget				
Instruction	$ 8,231	$ 8,231	1,086	$ (7,145)
Receipts Over (Under) Expenditures			22,348	
Unencumbered Cash, July 1			266,524	
Unencumbered Cash, June 30			$ 288,872	
Unencumbered Cash, June 30			$ 288,872	
Receivables			-	
GAAP fund balance			$ 288,872	

Cowley County Community College

Schedule of Cash Receipts, Expenditures, and Changes in Unencumbered Cash
Budget and Actual - Budgetary Basis
Motorcycle Driver Safety Fund
Year Ended June 30, 2025

	Budgeted Amounts		Actual Amounts Budgetary Basis	Variance With Final Budget Over (Under)
	Original	Final		
Cash Receipts				
Student sources	$ 10,000	$ 10,000	$ 13,603	$ 6,483
Other sources	-	-	2,880	-
Total Cash Receipts	$ 10,000	$ 10,000	16,483	$ 6,483
Expenditures Subject to Budget				
Instruction	$ 8,887	$ 8,887	8,207	$ (680)
Receipts Over (Under) Expenditures			8,276	
Unencumbered Cash, July 1			17,092	
Unencumbered Cash, June 30			$ 25,368	
Unencumbered Cash, June 30			$ 25,368	
Receivables			-	
GAAP fund balance			$ 25,368	

Cowley County Community College

Schedule of Cash Receipts, Expenditures, and Changes in Unencumbered Cash
Budget and Actual - Budgetary Basis
Bookstore Fund
Year Ended June 30, 2025

	Budgeted Amounts		Actual Amounts Budgetary Basis	Variance With Final Budget Over (Under)
	Original	Final		
Cash Receipts				
Sales	$ 694,000	$ 694,000	$ 929,366	$ 235,366
Other income	175,000	175,000	-	(175,000)
Total Cash Receipts	$ 869,000	$ 869,000	929,366	$ 60,366
Expenditures Subject to Budget				
Salaries and benefits	$ 155,592	$ 155,592	157,736	$ 2,144
General operating expenses	35,500	35,500	28,466	(7,034)
Supplies	18,500	18,500	137,448	118,948
Cost of goods sold	700,000	700,000	488,639	(211,361)
Equipment	10,000	10,000	-	(10,000)
Scholarships	-	-	71,170	71,170
Total Expenditures Subject to Budget	$ 919,592	$ 919,592	883,459	$ (36,133)
Receipts Over (Under) Expenditures			45,907	
Unencumbered Cash, July 1			30,876	
Unencumbered Cash, June 30			$ 76,783	
Unencumbered Cash, June 30			$ 76,783	
Inventory			316,266	
GAAP fund balance			$ 393,049	

Cowley County Community College

Schedule of Cash Receipts, Expenditures, and Changes in Unencumbered Cash
Budget and Actual - Budgetary Basis
Housing Fund
Year Ended June 30, 2025

	Budgeted Amounts		Actual Amounts Budgetary Basis	Variance With Final Budget Over (Under)
	Original	Final		
Cash Receipts				
Student sources	$ 11,500	$ 11,500	$ 11,625	$ 125
Sales	2,504,000	2,504,000	2,710,430	206,430
Other income	48,500	48,500	48,655	155
Total Cash Receipts	$ 2,564,000	$ 2,564,000	2,770,710	$ 206,710
Expenditures Subject to Budget				
Salaries and benefits	$ 286,752	$ 286,752	235,466	$ (51,286)
General operating expenses	97,258	97,258	51,468	(45,790)
Supplies	1,732,588	1,732,588	333,821	(1,398,767)
Cost of goods sold	-	-	1,279,942	1,279,942
Utilities	-	-	106,751	106,751
Scholarships	-	-	110,238	110,238
Debt service	368,000	368,000	365,338	(2,662)
Total Expenditures Subject to Budget	$ 2,484,598	$ 2,484,598	2,483,024	$ (1,574)
Receipts Over (Under) Expenditures			287,686	
Unencumbered Cash, July 1			2,975,834	
			$ 3,263,520	
Unencumbered Cash, June 30			$ 3,263,520	
Receivables			-	
GAAP fund balance			$ 3,263,520	

Cowley County Community College

Schedule of Cash Receipts, Expenditures, and Changes in Unencumbered Cash
Budget and Actual - Budgetary Basis
Cosmetology Fund
Year Ended June 30, 2025

	Budgeted Amounts		Actual Amounts Budgetary Basis	Variance With Final Budget Over (Under)
	Original	Final		
Cash Receipts				
Sales	$ 18,000	$ 18,000	$ 17,457	$ (543)
Expenditures Subject to Budget				
General operating expenses	$ -	$ -	35	$ 35
Cost of goods sold	14,720	14,720	13,733	(987)
Total Expenditures Subject to Budget	$ 14,720	$ 14,720	13,768	$ (952)
Receipts Over (Under) Expenditures			3,689	
Unencumbered Cash, July 1			6,572	
Unencumbered Cash, June 30			$ 10,261	
Unencumbered Cash, June 30			$ 10,261	
Receivables			-	
GAAP fund balance			$ 10,261	

Cowley County Community College

Schedule of Cash Receipts, Expenditures, and Changes in Unencumbered Cash
Budget and Actual - Budgetary Basis
Wellness Center Fund
Year Ended June 30, 2025

	Budgeted Amounts		Actual Amounts Budgetary Basis	Variance With Final Budget Over (Under)
	Original	Final		
Cash Receipts				
Sales	$ 40,000	$ 40,000	$ 42,134	$ 2,134
Transfer from other funds	-	-	80,000	80,000
Total Cash Receipts	$ 40,000	$ 40,000	122,134	$ 82,134
Expenditures Subject to Budget				
Salaries and benefits	$ 109,124	$ 109,124	108,243	$ (881)
General operating expenses	6,600	6,600	2,959	(3,641)
Supplies	7,200	7,200	10,301	3,101
Total Expenditures Subject to Budget	$ 122,924	$ 122,924	121,503	$ (1,421)
Receipts Over (Under) Expenditures			631	
Unencumbered Cash, July 1			1,642	
Unencumbered Cash, June 30			$ 2,273 *	
Unencumbered Cash, June 30			$ 2,273	
			-	
GAAP fund balance			$ 2,273	

* Exempt from Cash-Basis Law (KSA 10-1116).

Cowley County Community College

Schedule of Cash Receipts, Expenditures, and Changes in Unencumbered Cash
Budget and Actual - Budgetary Basis
Deli Fund
Year Ended June 30, 2025

	Budgeted Amounts		Actual Amounts Budgetary Basis	Variance With Final Budget Over (Under)
	Original	Final		
Cash Receipts				
Sales	$ 1,500	$ 1,500	$ -	$ (1,500)
Expenditures Subject to Budget				
Equipment	$ 20,000	$ 20,000	-	$ (20,000)
Receipts Over (Under) Expenditures			-	
Unencumbered Cash, July 1			7,199	
Unencumbered Cash, June 30			$ 7,199	
Unencumbered Cash, June 30			$ 7,199	
Inventory			-	
GAAP fund balance			$ 7,199	

Cowley County Community College

Schedule of Cash Receipts, Expenditures, and Changes in Unencumbered Cash
Budget and Actual - Budgetary Basis
Capital Outlay Fund
Year Ended June 30, 2025

	Budgeted Amounts		Actual Amounts Budgetary Basis	Variance With Final Budget Over (Under)
	Original	Final		
Cash Receipts				
Local sources	$ 633,300	$ 633,300	$ 569,196	$ (64,104)
Expenditures and Transfers Subject to Budget				
Plant equipment and facility	$ 764,900	$ 764,900	731,251	$ (33,649)
Receipts Over (Under) Expenditures			(162,055)	
Unencumbered Cash, July 1			764,415	
Unencumbered Cash, June 30			$ 602,360	
Unencumbered Cash, June 30			$ 602,360	
Receivables			16,133	
GAAP fund balance			$ 618,493	

SINGLE AUDIT SECTION

Cowley County Community College

Schedule of Expenditures of Federal Awards
For the Year Ended June 30, 2025

Federal Grantor/Pass-Through Grantor Program Title	Federal Assistance Number	Identifying Number	Disbursements/ Expenditures
Department of Education			
Direct Programs:			
Student Financial Aid (SFA) Cluster			
Federal Work-Study Program	84.033	P033A241504	$ 100,043
Supplemental Education Opportunity Grant	84.007	P007A241504	44,000
Federal Direct Student Loan	84.268	P268K251454	3,222,829
PELL Grant	84.063	P063P241454	5,278,729
Total Student Financial Aid (SFA) Cluster			8,645,601
TRIO Cluster			
TRIO Student Support Services	84.042A	P0042A210297-23	366,542
TRIO Upper Bound Program	84.047A	P047A221360-23	324,641
Total TRIO Cluster			691,183
Congressionally Funded Community	84.116z	P116Z220004	3,860
Passed Through Kansas Board of Regents:			
Adult Education - Basic Grants to States	84.002		105,738
Carl Perkins	84.048A		227,537
TOTAL DEPARTMENT OF EDUCATION			9,673,919
Department of the Treasury			
Passed Through Kansas Board of Regents:			
Coronavirus State and Local Fiscal Recovery Funds	21.027	SLFRO0140	326,535
TOTAL DEPARTMENT OF THE TREASURY			326,535
TOTAL SCHEDULE OF EXPENDITURES OF FEDERAL AWARDS			$ 10,000,454

NOTES TO SCHEDULE OF EXPENDITURES OF FEDERAL AWARDS

Note 1 - Basis of Presentation

The accompanying Schedule of Expenditures of Federal Awards (the Schedule) includes the federal grant activity of Cowley County Community College of Arkansas City, Kansas, under programs of the federal government for the year ended June 30, 2025. The information in the Schedule is presented in accordance with the requirements of Title 2 *U.S. Code of Federal Regulations* Part 200, *Uniform Administrative Requirements, Cost Principles, and Audit Requirements for Federal Awards* (Uniform Guidance). Because the Schedule presents only a selected portion of the operations of the College it is not intended to and does not present the financial position, changes in net

Note 2 - Summary of Significant Account Policies

(1) Expenditures reported on the Schedule are reported on the accrual basis of accounting. Such expenditures are recognized following the cost principals contained in the Uniform Guidance, wherein certain types of expenditures are not allowable or are limited as to reimbursement.

(2) The College has not elected to use the 10 percent de minimis indirect cost rate as allowed under the Uniform Guidance.

LOYD GROUP, LLC

520 S. Main Street
P.O. Box 7
Galva, KS 67443
620-654-7565
www.loyd-group.com

INDEPENDENT AUDITOR'S REPORT ON INTERNAL CONTROL OVER FINANCIAL REPORTING AND ON COMPLIANCE AND OTHER MATTERS BASED ON AN AUDIT OF FINANCIAL STATEMENTS PERFORMED IN ACCORDANCE WITH *GOVERNMENT AUDITING STANDARDS*

Board of Trustees
Cowley County Community College
Arkansas City, Kansas 67005

We have audited, in accordance with the auditing standards generally accepted in the United States of America and the standards applicable to financial audits contained in *Government Auditing Standards* issued by the Comptroller General of the United States, financial statements of the business-type activities, and the aggregate discretely presented component units of Cowley County Community College as of and for the year ended June 30, 2025, and the related notes to the financial statements which collectively comprise Cowley County Community College's basic financial statements, and have issued our report thereon dated December 3, 2025.

Report on Internal Control Over Financial Reporting

In planning and performing our audit of the financial statements, we considered Cowley County Community College's internal control over financial reporting (internal control) as a basis for designing audit procedures that are appropriate in the circumstances for the purpose of expressing our opinions on the financial statements, but not for the purpose of expressing an opinion on the effectiveness of Cowley County Community College's internal control. Accordingly, we do not express an opinion on the effectiveness of Cowley County Community College's internal control.

A *deficiency in internal control* exists when the design or operation of a control does not allow management or employees, in the normal course of performing their assigned functions, to prevent, or detect and correct, misstatements on a timely basis. A *material weakness* is a deficiency, or a combination of deficiencies, in internal control, such that there is a reasonable possibility that a material misstatement of the entity's financial statements will not be prevented, or detected and corrected on a timely basis. A *significant deficiency* is a deficiency, or a combination of deficiencies, in internal control that is less severe than a material weakness, yet important enough to merit attention by those charged with governance.

Our consideration of internal control was for the limited purpose described in the first paragraph of this section and was not designed to identify all deficiencies in internal control that might be material weaknesses or significant deficiencies. Given these limitations, during our audit we did not identify any deficiencies in internal control that we consider to be material weaknesses. However, material weaknesses may exist that have not been identified.

Report on Compliance and Other Matters

As part of obtaining reasonable assurance about whether Cowley County Community College's financial statements are free from material misstatement, we performed tests of its compliance with certain provisions of laws, regulations, contracts, and grant agreements, noncompliance with which could have a direct and material effect on the financial statements. However, providing an opinion on compliance with those provisions was not an objective of our audit, and accordingly, we do not express such an opinion. The results of our tests disclosed no instances of noncompliance or other matters that are required to be reported under *Government Auditing Standards.*

Purpose of this Report

The purpose of this report is solely to describe the scope of our testing of internal control and compliance and the results of that testing, and not to provide an opinion on the effectiveness of the entity's internal control or on compliance. This report is an integral part of an audit performed in accordance with *Government Auditing Standards* in considering the entity's internal control and compliance. Accordingly, this communication is not suitable for any other purpose.

Loyd Group, LLC

Loyd Group, LLC
Galva, KS
December 3, 2025

LOYD GROUP, LLC

520 S. Main Street
P.O. Box 7
Galva, KS 67443
620-654-7565
www.loyd-group.com

INDEPENDENT AUDITOR'S REPORT ON COMPLIANCE FOR EACH MAJOR PROGRAM AND ON INTERNAL CONTROL OVER COMPLIANCE IN ACCORDANCE WITH THE UNIFORM GUIDANCE

Board of Trustees
Cowley County Community College
Arkansas City, Kansas 67005

Report on Compliance for Each Major Federal Program

Opinion on Each Major Federal Program

We have audited Cowley County Community College's (College) compliance with the types of compliance requirements identified as subject to audit in the *OMB Compliance Supplement* that could have a direct and material effect on each of the College's major federal programs for the year ended June 30, 2025. The College's major federal programs are identified in the summary of auditor's results section of the accompanying schedule of findings and questioned costs.

In our opinion, the College, complied, in all material respects, with the types of compliance requirements referred to above that could have a direct and material effect on each of its major federal programs for the year ended June 30, 2025.

Basis for Opinion on Each Major Federal Program

We conducted our audit of compliance in accordance with auditing standards generally accepted in the United States of America (GAAS); the standards applicable to financial audits contained in *Government Auditing Standards* issued by the Comptroller General of the United States (*Government Auditing Standards*); and the audit requirements of Title 2 U.S. *Code of Federal Regulations* Part 200, *Uniform Administrative Requirements, Cost Principles, and Audit Requirements for Federal Awards* (Uniform Guidance). Our responsibilities under those standards and the Uniform Guidance are further described in the Auditor's Responsibilities for the Audit of Compliance section of our report.

We are required to be independent of the College and to meet our other ethical responsibilities, in accordance with relevant ethical requirements relating to our audit. We believe that the audit evidence we have obtained is sufficient and appropriate to provide a basis for our opinion on compliance for each major federal program. Our audit does not provide a legal determination of the College's compliance with the compliance requirements referred to above.

Responsibilities of Management for Compliance

Management is responsible for compliance with the requirements referred to above and for the design, implementation, and maintenance of effective internal control over compliance with the requirements of laws, statutes, regulations, rules and provisions of contracts or grant agreements applicable to the College's federal programs.

Auditor's Responsibilities for the Audit of Compliance

Our objectives are to obtain reasonable assurance about whether material noncompliance with the compliance requirements referred to above occurred, whether due to fraud or error, and express an opinion on the College's compliance based on our audit. Reasonable assurance is a high level of assurance but is not absolute assurance and therefore is not a guarantee that an audit conducted in accordance with GAAS, *Government Auditing Standards*, and the Uniform Guidance will always detect material noncompliance when it exists. The risk of not detecting material noncompliance resulting from fraud is higher than for that resulting from error, as fraud may involve collusion, forgery, intentional omissions, misrepresentations, or the override of internal control. Noncompliance with the compliance requirements referred to above is considered material, if there is a substantial likelihood that, individually or in the aggregate, it would influence the judgment made by a reasonable user of the report on compliance about the College's compliance with the requirements of each major federal program as a whole.

In performing an audit in accordance with GAAS, *Government Auditing Standards*, and the Uniform Guidance, we:

- Exercise professional judgment and maintain professional skepticism throughout the audit.
- Identify and assess the risks of material noncompliance, whether due to fraud or error, and design and perform audit procedures responsive to those risks. Such procedures include examining, on a test basis, evidence regarding the College's compliance with the compliance requirements referred to above and performing such other procedures as we considered necessary in the circumstances.
- Obtain an understanding of the College's internal control over compliance relevant to the audit in order to design audit procedures that are appropriate in the circumstances and to test and report on internal control over compliance in accordance with the Uniform Guidance, but not for the purpose of expressing an opinion on the effectiveness of the College's internal control over compliance. Accordingly, no such opinion is expressed.

We are required to communicate with those charged with governance regarding, among other matters, the planned scope and timing of the audit and any significant deficiencies and material weaknesses in internal control over compliance that we identified during the audit.

Report on Internal Control Over Compliance

A *deficiency in internal control over compliance* exists when the design or operation of a control over compliance does not allow management or employees, in the normal course of performing their assigned functions, to prevent, or detect and correct, noncompliance with a type of compliance requirement of a federal program on a timely basis. A *material weakness in internal control over compliance* is a deficiency, or a combination of deficiencies, in internal control over compliance, such that there is a reasonable possibility that material noncompliance with a type of compliance requirement of a federal program will not be prevented, or detected and corrected, on a timely basis. A *significant deficiency in internal control over compliance* is a deficiency, or a combination of deficiencies, in internal control over compliance with a type of compliance requirement of a federal program that is less severe than a material weakness in internal control over compliance, yet important enough to merit attention by those charged with governance.

Our consideration of internal control over compliance was for the limited purpose described in the Auditor's Responsibilities for the Audit of Compliance section above and was not designed to identify all deficiencies in internal control over compliance that might be material weaknesses or significant deficiencies in internal control over compliance. Given these limitations, during our audit we did not identify any deficiencies in internal control over compliance that we consider to be material weaknesses, as defined above. However, material weaknesses or significant deficiencies in internal control over compliance may exist that were not identified.

Our audit was not designed for the purpose of expressing an opinion on the effectiveness of internal control over compliance. Accordingly, no such opinion is expressed.

The purpose of this report on internal control over compliance is solely to describe the scope of our testing of internal control over compliance and the results of that testing based on the requirements of the Uniform Guidance. Accordingly, this report is not suitable for any other purpose.

Loyd Group, LLC

Loyd Group, LLC
Galva, KS
December 3, 2025

Cowley County Community College

Schedule of Findings and Questioned Costs
For the Year Ended June 30, 2025

Section 1 – Summary of Auditor's Results

Financial Statements

1. Type of auditor's opinion issued on whether the financial statements audited were prepared in accordance with GAAP:	Unmodified
2. Internal control over financial reporting:	
a. Material weaknesses identified?	No
b. Significant deficiencies identified?	No
3. Noncompliance material to the financial statements noted?	No

Federal Awards

1. Internal control over major programs:	
a. Material weaknesses identified?	No
b. Significant deficiencies identified?	None Reported
2. Type of auditor's report issued on compliance for major programs:	Unmodified
3. Any audit findings disclosed that are required to be reported in accordance with 2 CFR Section 200.516(a)?	No
4. Identification of major programs:	
	CFDA No.
Student Financial Aid Programs:	
Federal Supplemental Educational Opportunity Grant Program	84.007
Federal Work-Study Program	84.033
Federal PELL Grant Program	84.063
Federal Direct Student Loan Program	84.268
5. Dollar threshold used to distinguish between Type A and Type B programs:	$750,000
6. Auditee qualified as a low-risk auditee?	Yes

Section 3 – Findings – Financial Statement Audit

There were no reportable findings for the year ended June 30, 2025.

Section 2 – Findings and Questioned Costs – Major Federal Award Programs

Student Financial Aid Programs

Federal Supplemental Education Opportunity Grant, CFDA No. 84.007. Federal Work-Study Program CFDA No. 84.033. Federal Pell Grant Program CFDA No. 84.063. Federal Direct Student Loan Program CFDA No. 84.268

There were no reportable findings for the year ended June 30, 2025.