

**FLINT HILLS  
TECHNICAL COLLEGE**  
Emporia, Kansas

Independent Auditors' Report and  
Financial Statements with  
Supplementary Information  
For the Year Ended June 30, 2020

**FLINT HILLS TECHNICAL COLLEGE**  
Emporia, Kansas

**TABLE OF CONTENTS**

		<u>PAGE NUMBER</u>
Management’s Discussion and Analysis .....		i - viii
Independent Auditors' Report .....		1-3
<b>FINANCIAL STATEMENTS:</b>		
Statement of Net Position .....		4
Statement of Revenues, Expenses, and Changes in Net Position .....		5
Statement of Cash Flows .....		6-7
Notes to Financial Statements .....		8-24
<b>REQUIRED SUPPLEMENTARY INFORMATION:</b>		
Schedule of Funding Progress.....	1	25
<b>SUPPLEMENTARY INFORMATION:</b>		
Combining Schedule of Net Position – Primary Institution.....	2	26-27
Combining Schedule of Revenues, Expenses, and Changes in Net Position – Primary Institution.....	3	28-29
Schedule of Revenues, Expenditures, and Changes in Unencumbered Cash - Budget and Actual (Regulatory Basis):		
All Budgeted Funds - Current Funds – Unrestricted		
General Fund .....	4	30-31
Adult Education Fund .....	5	32
Auxiliary Enterprise Funds.....	6	33
Schedule of Changes in Assets and Liabilities –		
All Agency Funds – Primary Institution .....	7	34

**TABLE OF CONTENTS**  
(Continued)

	<u>SCHEDULE NUMBER</u>	<u>PAGE NUMBER</u>
Auditor Information Sheet .....		35-36
Schedule of Expenditures of Federal Awards .....	8	37
Independent Auditors' Report on Internal Control over Financial Reporting and on Compliance and Other Matters Based on an Audit of Financial Statements Performed in Accordance with <i>Government Auditing Standards</i> .....		38-39
Independent Auditors' Report on Compliance for Each Major Program and on Internal Control Over Compliance Required by the Uniform Guidance .....		40-42
Schedule of Findings and Questioned Costs .....	9	43-44
Schedule of Resolutions of Prior Year's Audit Findings and Questioned Costs .....	10	45
Corrective Action Plan .....	11	46

## **Management's Discussion and Analysis**

### **Introduction:**

The following discussion and analysis of the financial performance and activity of Flint Hills Technical College (the College) is to provide an explanation of the basic financial statements of the College for the year ended June 30, 2020 with selected comparative information from prior fiscal years. This discussion should be read in conjunction with the College's basic financial statements and the footnotes to those financial statements. The College is solely responsible for the completeness of this information. A separate audit is issued for the Flint Hills Technical College Foundation and is available for review at 3301 W. 18<sup>th</sup> Ave, Emporia, KS 66801.

### **Using the Annual Report:**

The annual financial report will include the basic financial statements and required supplementary information.

#### **Basic financial statements are comprised of two parts:**

1. Basic Financial Statements – These include Statement of Net Position; Statement of Revenues, Expenses, and Changes in Net Position; Statement of Cash Flows. These statements present the results on a single measurement focus and basis of accounting.
2. The Notes to the Financial Statements are an integral and essential portion of the financial statements.

#### **Required Supplementary Information:**

M D & A - This is information that is required by standards to be presented but is not part of the basic financial statements.

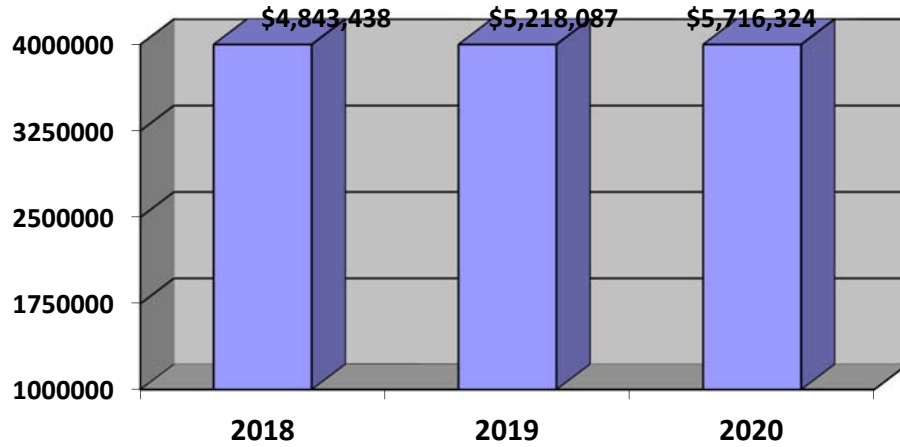
### **Statement of Net Position**

The Statement of Net Position presents the summary of each fund's assets, liabilities, and net position at June 30, 2020. The assets and liabilities are categorized between current and noncurrent. The difference is that current assets and current liabilities become payable within the normal 12-month accounting cycle, whereas noncurrent assets and liabilities become payable after 12 months.

### **Comparison of Assets – Fiscal Year 2018 to 2020**

The College's total assets showed an increase in Fiscal Year 2020. The total Liabilities showed a slight decrease during Fiscal Year 2020. With the significant increase to total assets, the total Net Position for the College reflected an increase.

**Total Liabilities and Net Assets for 2020 compared to 2018 and 201:**

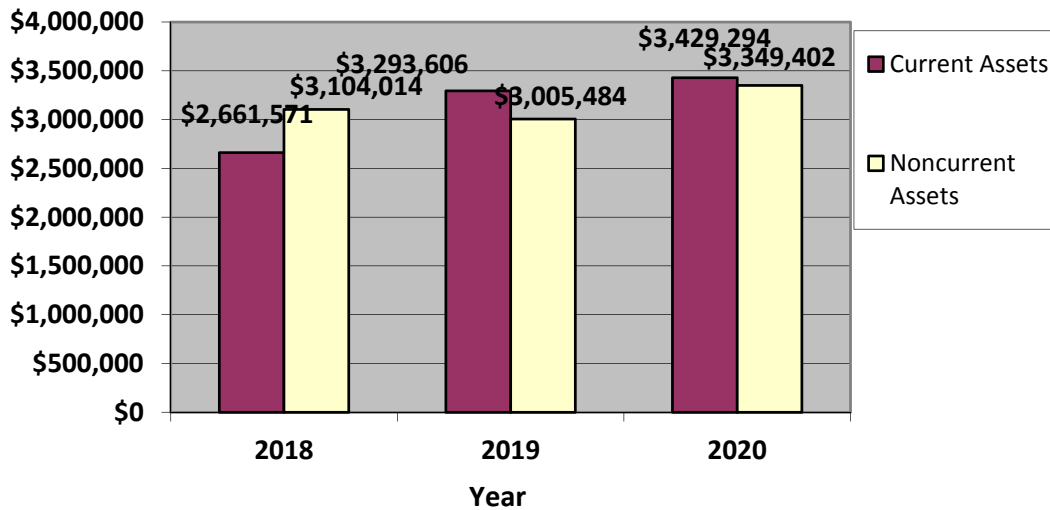


The College's current assets consist of cash, investments, accounts receivables, and inventories. Noncurrent assets consist of capital assets. Total breakdown of assets between current and noncurrent classification is as follows:

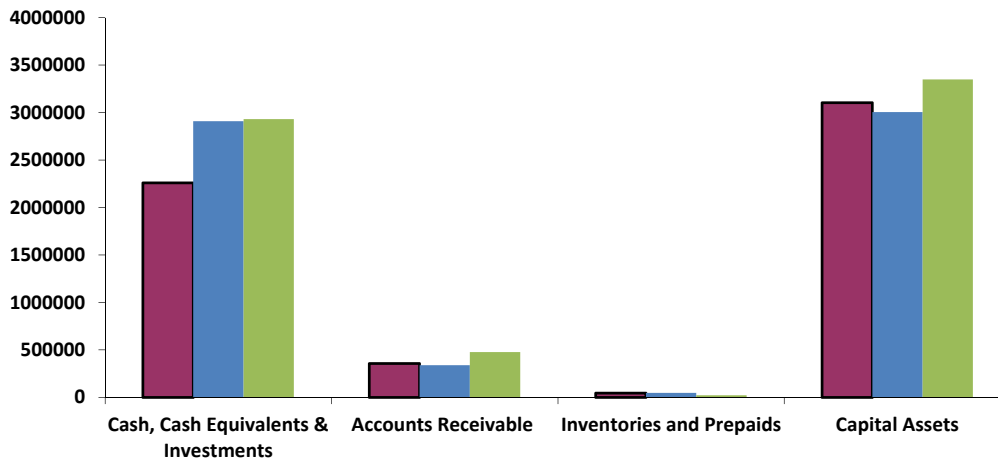
*Comparison of Assets – Fiscal Year 2018 to 2019*

	2019	% Total 2019	2020	% Total 2020
Current Assets	\$ 3,293,606	52.29%	\$ 3,429,294	50.59%
Non-Current Assets	\$ 3,005,484	47.71%	\$ 3,349,402	49.41%
Total Assets	\$ 6,299,090	100.00%	\$ 6,778,696	100.00%
Deferred Outflows	\$ 5,347		\$ 49,532	

### Total Assets



### 2017, 2018, & 2019 Total Assets by Type



As is shown in the graph above, the College shows Cash, Cash Equivalents & Investments had a very small increase. The College chose to not implement an increase to tuition and fees, yet, student tuition and fees revenue increased due to larger enrollment numbers in Fiscal Year 2020. The cash balance for the College's Capital Campaign to remodel the Hospitality and Culinary Arts classrooms and lab area was reduced. The College's Accounts Receivable balance reflects an increase due to relaxed collection methods when the COVID-19 Pandemic hit during the Spring 2020 semester.

**Comparison of Liabilities – Fiscal Year 2020**

The College's current liabilities consist primarily of accounts payable, accrued wages and payroll tax liabilities, compensated absences and deferred revenue.

*Comparison of Liabilities – Fiscal Year 2019 to 2020*

	2019	% Total 2019	2020	% Total 2020
Current Liabilities	\$ 530,264	57.59%	\$ 529,843	58.19%
Non-Current Liabilities	\$ 390,473	42.41%	\$ 380,659	41.81%
Total Liabilities	\$ 920,737	100.00%	\$ 910,502	100.00%

**Combined Statements of Revenues, Expenses and Changes in Net Position**

The combined statements of revenues, expenses, and changes in net position present the College's financial results for the fiscal year ending June 30, 2020 broken out by fund. The statements include the College's revenue and expenses, both operating and non-operating.

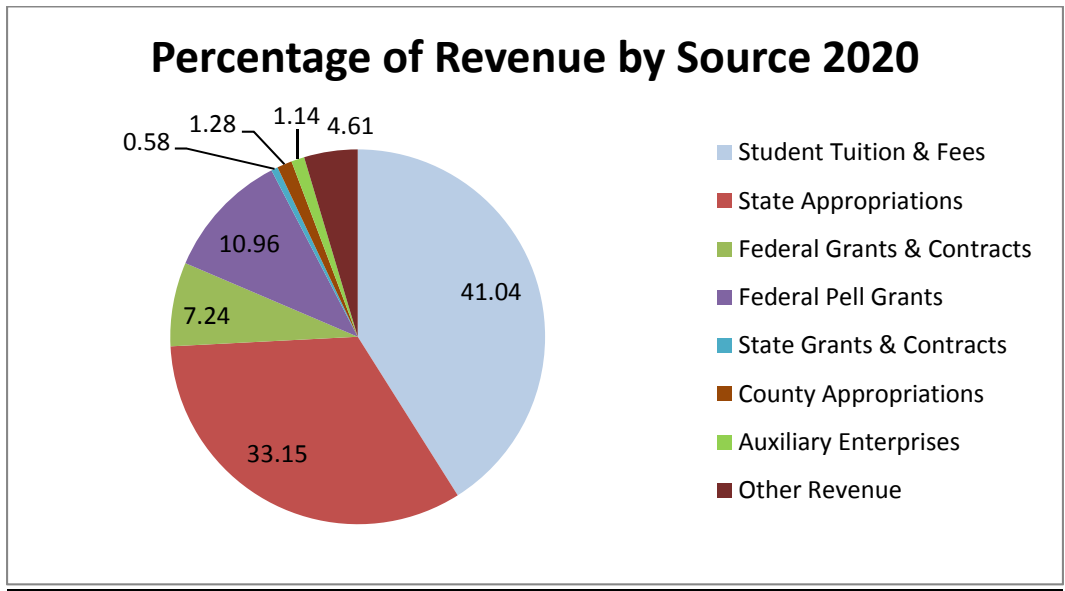
Operating revenues and expenses are those for which the College directly exchanges goods and services. Non-operating revenues and expenses are those that exclude specific goods and services. Examples of non-operating revenues would be postsecondary aid revenue, interest income, and mil levy receipts.

**Results of Operations Fiscal Year 2020**

**Revenue**

Flint Hills Technical College receives revenue from four sources: the State of Kansas, in the form of Postsecondary Aid and Capital Outlay; students, in the form of tuition and fees; Federal Government; and through auxiliary enterprises. The Other Revenue total includes the donations received for the Capital Campaign project.

<b><u>Revenue</u></b>	<b>2019</b>	<b>% Total 2019</b>	<b>2020</b>	<b>% Total 2020</b>
Student Tuition & Fees	\$3,469,836	39.6%	\$3,675,877	41.04%
State Appropriations	\$2,874,144	32.8%	\$2,969,753	33.15%
Federal Grants & Contracts	\$803,928	9.2%	\$648,510	7.24%
Federal Pell Grants	\$911,394	10.4%	\$981,891	10.96%
State Grants & Contracts	\$50,794	.6%	\$52,396	.58%
County Appropriations	\$101,597	1.2%	\$114,765	1.28%
Auxiliary Enterprises	\$106,890	1.2%	\$101,686	1.14%
Other Revenue	\$441,569	5%	\$412,710	4.61%
<b>Total Revenue</b>	<b>\$8,760,152</b>		<b>\$8,957,588</b>	

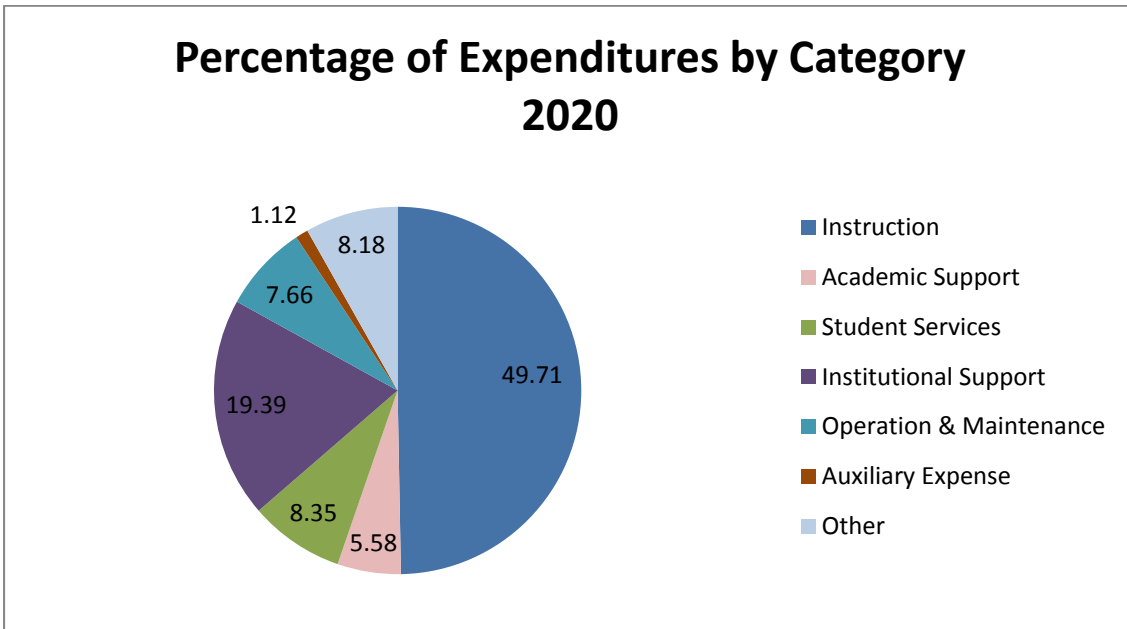




**Expenditures**

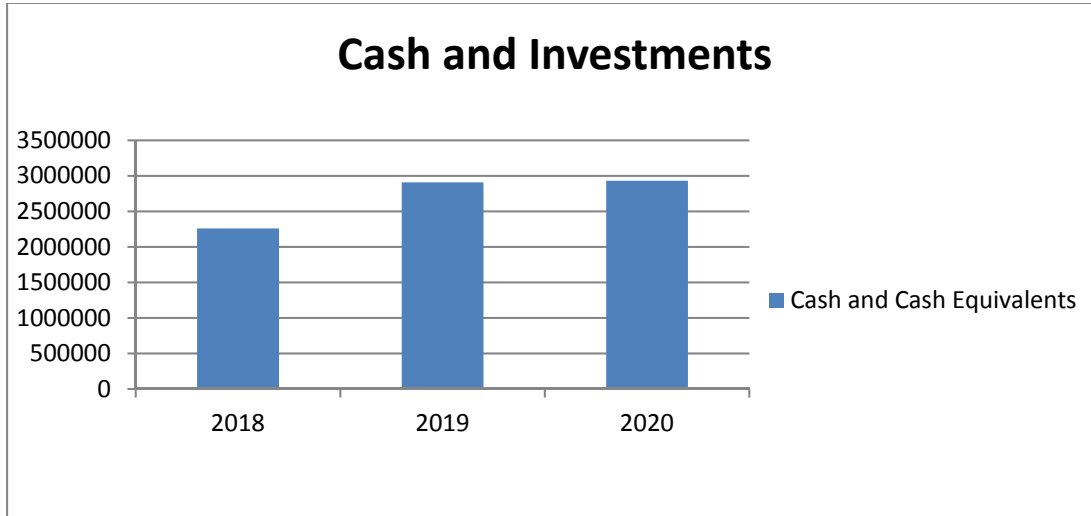
Flint Hills Technical College incurs expenses of nine types. They are: Instruction, Academic Support, Student Services, Institutional Support, Operations and Maintenance, Auxiliary Expense, and Other Expense (includes Scholarships and awards, Depreciation and Capital Outlay).

<b><u>Detail of Education &amp; General Expenditures</u></b>	<b>2019</b>	<b>% Total 2019</b>	<b>2020</b>	<b>% Total 2020</b>
Instruction	\$4,093,914	48.8%	\$4,205,524	49.71%
Academic Support	\$420,751	5%	\$472,077	5.58%
Student Services	\$654,167	7.8%	\$706,570	8.35%
Institutional Support	\$1,780,439	21.2%	\$1,639,848	19.39%
Operation and Maintenance	\$716,347	8.5%	\$648,347	7.66%
Auxiliary Expense	\$111,697	1.3%	\$95,041	1.12%
Other Expense	\$608,187	7.3%	\$691,945	8.18%
Total Expenditures	\$8,385,502		\$8,459,352	



**Statement of Cash Flows**

The statement of cash flow presents information about cash receipts and cash payments during the year. It helps assess the College's ability to generate net cash flows and to meet its obligations as they come due. The largest sources of cash from operating activities were student tuition and fees and federal financial aid. Major uses of cash were payments made to employees and vendors.



**Summary of Overall Performance**

For the second year, the College chose to not increase the tuition, college fee, and online fee rates for students in Fiscal Year 2020. Program fees were increased slightly. The College showed a two percent increase in student tuition and fees revenue during the fiscal year due to increased enrollment. Donations for the Capital Campaign project continue to be collected and invested in the Kansas Municipal Investment Program (KMIP) account in order to generate additional revenue with interest. The College received CARES Act Relief Funding from the Department of Education to provide students with Grant funds and to help offset COVID-19 related expenses.

Due to expenses for the Capital Campaign project, CARES Act funding, and increased financial aid, total expenses for the College were increased. However, with the increase to Cash and Investments, the College was able to reflect an increase to the Net Position.

### **Economic Outlook**

There are a couple of factors that will affect the College's financial situation for the upcoming fiscal year:

- The COVID-19 Pandemic has caused a decrease to enrollment in the Summer 2020 semester. The College anticipates an enrollment reduction in Fiscal Year 2021.
- As per guidance from the State Legislature and Kansas Board of Regents, the College will not be charging high school students a College Fee or Program Fee for any CTE courses. This will be cause a reduction to total revenue.

The College continues to seek ways to increase existing revenue sources while being efficient with budget spending. The College continues to improve fiscal communication throughout the College by having annual departmental budget meetings.

### **Request for Information**

This discussion and analysis is designed to provide a general overview of Flint Hills Technical College's finances. Questions concerning any of the information provided in this audit report should be addressed to the Vice President of Business Services, Flint Hills Technical College, 3301 W 18<sup>th</sup> St., Emporia, KS 66801.

**JARRED, GILMORE & PHILLIPS, PA**  
CERTIFIED PUBLIC ACCOUNTANTS

**INDEPENDENT AUDITORS' REPORT**

Board of Trustees  
Flint Hills Technical College  
Emporia, Kansas

**Report on the Financial Statements**

We have audited the accompanying financial statements of Flint Hills Technical College, as of and for the year ended June 30, 2020, and the related notes to the financial statements, which collectively comprise the Flint Hills Technical College's basic financial statements as listed in the table of contents.

**Management's Responsibility for the Financial Statements**

Management is responsible for the preparation and fair presentation of these financial statements in accordance with accounting principles generally accepted in the United States of America; this includes the design, implementation, and maintenance of internal control relevant to the preparation and fair presentation of financial statements that are free from material misstatement, whether due to fraud or error.

**Auditors' Responsibility**

Our responsibility is to express an opinion on these financial statements based on our audit. We conducted our audit in accordance with auditing standards generally accepted in the United States of America and the standards applicable to financial audits contained in *Government Auditing Standards*, issued by the Comptroller General of the United States. Those standards require that we plan and perform the audit to obtain reasonable assurance about whether the financial statements are free from material misstatement.

An audit involves performing procedures to obtain audit evidence about the amounts and disclosures in the financial statements. The procedures selected depend on the auditor's judgment, including the assessment of the risks of material misstatement of the financial statements, whether due to fraud or error. In making those risk assessments, the auditor considers internal control relevant to the College's preparation and fair presentation of the financial statements in order to design audit procedures that are appropriate in the circumstances, but not for the purpose of expressing an opinion on the effectiveness of the College's internal control. Accordingly, we express no such opinion. An audit also includes evaluating the appropriateness of accounting policies used and the reasonableness of significant accounting estimates made by management, as well as evaluating the overall presentation of the financial statements.

We believe that the audit evidence we have obtained is sufficient and appropriate to provide a basis for our audit opinions.

**Opinion**

In our opinion, the financial statements referred to above present fairly, in all material respects, the respective financial position of the Flint Hills Technical College, as of June 30, 2020, and the respective changes in financial position and cash flows thereof for the year then ended in accordance with accounting principles generally accepted in the United States of America.

## **Other Matters**

### *Required Supplementary Information*

Accounting principles generally accepted in the United States of America require that the management's discussion and analysis and schedule of funding progress on pages i-viii and 25 be presented to supplement the basic financial statements. Such information, although not a part of the basic financial statements, is required by the Governmental Accounting Standards Board, who considers it to be an essential part of financial reporting for placing the basic financial statements in an appropriate operational, economic, or historical context. We have applied certain limited procedures to the required supplementary information in accordance with auditing standards generally accepted in the United States of America, which consisted of inquiries of management about the methods of preparing the information and comparing the information for consistency with management's responses to our inquiries, the basic financial statements, and other knowledge we obtained during our audit of the basic financial statements. We do not express an opinion or provide any assurance on the information because the limited procedures do not provide us with sufficient evidence to express an opinion or provide any assurance.

### *Supplementary Information*

Our audit was conducted for the purpose of forming an opinion on the financial statements that collectively comprise the Flint Hills Technical College's basic financial statements. The supplementary information, as listed in the table of contents as pages 30 to 34, are presented for purposes of additional analysis and are not a required part of the basic financial statements. The schedule of expenditures of federal awards is presented for purposes of additional analysis as required by Title 2 U.S. Code of Federal Regulations Part 200, *Uniform Administrative Requirements, Cost Principles, and Audit Requirements for Federal Awards*, and is also not a required part of the basic financial statements.

The supplementary information and the schedule of expenditures of federal awards are the responsibility of management and were derived from and relate directly to the underlying accounting and other records used to prepare the basic financial statements. Such information has been subjected to the auditing procedures applied in the audit of the basic financial statements and certain additional procedures, including comparing and reconciling such information directly to the underlying accounting and other records used to prepare the basic financial statements or to the basic financial statements themselves, and other additional procedures in accordance with auditing standards generally accepted in the United States of America. In our opinion, the supplementary information and the schedule of expenditures of federal awards are fairly stated in all material respects in relation to the basic financial statements as a whole.

We also previously audited, in accordance with auditing standards generally accepted in the United States of America, the basic financial statement of "Municipality", Kansas as of and for the year ended June 30, 2019 (not presented herein), and have issued our report thereon dated December 17, 2019, which contained an unmodified opinion on the basic financial statement. The 2019 basic financial statement and our accompanying report are not presented herein, but are available in electronic form from the web site of the Kansas Department of Administration at the following link <https://www.admin.ks.gov/offices/oar/municipal-services>. The 2019 actual column (2019 comparative information) presented in the individual fund schedules of regulatory basis receipts and expenditures—actual and budget for the year ended June 30, 2020 (Schedules 4 to 6 as listed in the table of contents) is presented for purposes of additional analysis and is not a required part of the basic financial statement. Such 2019 comparative information is the responsibility of management and was derived from and relates directly to the underlying accounting and other records used to prepare the 2019 basic financial statement. The 2019 comparative information was subjected to the auditing procedures applied in the audit of the 2020 basic financial statement and certain additional procedures, including comparing and reconciling such information directly to the underlying accounting and other records used to prepare the 2019 basic financial statement or to the 2019 basic financial statement itself, and other additional procedures in accordance with auditing standards

generally accepted in the United States of America. In our opinion, the 2019 comparative information is fairly stated in all material respects in relation to the basic financial statement as a whole for the year ended June 30, 2019, on the basis of accounting described in Note 1.

**Other Reporting Required by *Government Auditing Standards***

In accordance with *Government Auditing Standards*, we have also issued our report dated February 12, 2021, on our consideration of the Flint Hills Technical College's internal control over financial reporting and on our tests of its compliance with certain provisions of laws, regulations, contracts, and grant agreements and other matters. The purpose of that report is solely to describe the scope of our testing of internal control over financial reporting and compliance and the results of that testing, and not to provide an opinion on the effectiveness of the Flint Hills Technical College's internal control over financial reporting or on compliance. That report is an integral part of an audit performed in accordance with *Government Auditing Standards* in considering the Flint Hills Technical College's internal control over financial reporting and compliance.



JARRED, GILMORE & PHILLIPS, PA  
Certified Public Accountants

Chanute, Kansas  
February 12, 2021

**FLINT HILLS TECHNICAL COLLEGE**Emporia, Kansas  
Statement of Net Position  
June 30, 2020

	Primary Institution	Component Unit - Foundation
<b>ASSETS</b>		
Current Assets		
Cash and Cash Equivalents	\$ 2,489,278.02	\$ 1,054,464.92
Investments	441,859.00	3,517,992.83
Accounts Receivable, Net	476,701.54	1,667.00
Inventories	21,454.98	-
Total Current Assets	<u>3,429,293.54</u>	<u>4,574,124.75</u>
Noncurrent Assets		
Capital Assets, Net	<u>3,349,402.22</u>	<u>2,274.25</u>
Total Noncurrent Assets	<u>3,349,402.22</u>	<u>2,274.25</u>
<b>TOTAL ASSETS</b>	<u><u>6,778,695.76</u></u>	<u><u>4,576,399.00</u></u>
<b>DEFERRED OUTFLOWS OF RESOURCES</b>		
Pension Related Deferred Outflows	<u>49,532.00</u>	<u>-</u>
<b>LIABILITIES</b>		
Current Liabilities		
Accounts Payable	289,340.01	2,320.95
Accrued Wages	188,086.00	-
Prepaid Enrollment	14,732.36	-
Deposits Held in Custody for Others	37,684.22	-
Total Current Liabilities	<u>529,842.59</u>	<u>2,320.95</u>
Noncurrent Liabilities		
Compensated Absences	200,207.43	-
Net OPEB Obligation	180,452.00	-
Total Noncurrent Liabilities	<u>380,659.43</u>	<u>-</u>
<b>TOTAL LIABILITIES</b>	<u>910,502.02</u>	<u>2,320.95</u>
<b>DEFERRED INFLOWS OF RESOURCES</b>		
Pension Related Deferred Inflows	<u>201,402.00</u>	<u>-</u>
<b>NET POSITION</b>		
Investment in Capital Assets, Net of Related Debt	3,349,402.22	-
Restricted Net Position - Expendable	-	1,241,277.18
Restricted Net Position - Nonexpendable	-	2,357,934.30
Unrestricted	2,366,921.52	974,866.57
<b>TOTAL NET POSITION</b>	<u><u>\$ 5,716,323.74</u></u>	<u><u>\$ 4,574,078.05</u></u>

The accompanying notes are an integral part  
of the financial statements.

**FLINT HILLS TECHNICAL COLLEGE**  
Emporia, Kansas  
Statement of Revenues, Expenses, and Changes in Net Position  
For the Year Ended June 30, 2020

	Primary Institution	Component Unit - Foundation
<b>REVENUES</b>		
Operating Revenues		
Student Tuition and Fees, (net of scholarship discounts and allowances of \$891,466.09)	\$ 3,675,877.04	\$ -
Federal Grants and Contracts	648,510.10	-
State Grants and Contracts	52,395.55	-
Charges for Services	113,724.20	-
Sales and Services of Auxiliary Enterprises	101,686.40	-
Miscellaneous Operating Income	196,700.64	-
Total Operating Revenues	<u>4,788,893.93</u>	<u>-</u>
<b>EXPENSES</b>		
Operating Expenses		
Educational and General		
Instruction	4,205,523.75	236,807.69
Academic Support	472,076.65	-
Student Services	706,570.48	-
Institutional Support	1,639,848.22	207,705.00
Operation and Maintenance	648,347.48	-
Auxiliary Expense	95,040.70	-
Scholarships, Grants and Awards	402,704.63	165,974.00
Capital Outlay	(123,397.49)	-
Depreciation Expense	412,637.10	-
Total Operating Expenses	<u>8,459,351.52</u>	<u>610,486.69</u>
Operating Income (Loss)	<u>(3,670,457.59)</u>	<u>(610,486.69)</u>
Nonoperating Revenues (Expenses)		
State Appropriations	2,969,752.55	-
County Appropriations	114,764.79	-
Federal Pell Grants	981,891.00	-
Gifts and Contributions	57,540.00	1,218,023.94
Investment Income	45,819.59	162,683.59
Unrealized Gain (Loss) on Investments	-	(158,465.60)
Realized Gain (Loss) on Investments	-	(1,161.93)
Debt Service	(1,022.40)	-
Gain (Loss) on Sale of Assets	(51.45)	-
Net Operating Revenues (Expenses)	<u>4,168,694.08</u>	<u>1,221,080.00</u>
Increase (Decrease) in Net Position	498,236.49	610,593.31
Net Position - Beginning of Year	<u>5,218,087.25</u>	<u>3,963,484.74</u>
Net Position - End of Year	<u>\$ 5,716,323.74</u>	<u>\$ 4,574,078.05</u>

The accompanying notes are an integral part  
of the financial statements.



**FLINT HILLS TECHNICAL COLLEGE**

Emporia, Kansas

## Statement of Cash Flows

For the Year Ended June 30, 2020

	Primary Institution	Component Unit - Foundation
<b>CASH FLOWS FROM OPERATING ACTIVITIES</b>		
Student Tuition and Fees	\$ 3,515,997.08	\$ -
Federal Grants and Contracts	648,510.10	-
State Grants and Contracts	52,395.55	-
Sales and Services of Auxiliary Enterprises	215,410.60	-
Miscellaneous Income	196,700.64	-
Payments on Behalf of Employees	(4,814,604.15)	-
Payments for Supplies and Materials	(402,353.18)	-
Payments for Other Expenses	(2,769,699.22)	(515,272.10)
Net cash provided by (used in) operating activities	<u>(3,357,642.58)</u>	<u>(515,272.10)</u>
<b>CASH FLOWS FROM NONCAPITAL FINANCING ACTIVITIES</b>		
State Appropriations	2,969,752.55	-
County Appropriations	114,764.79	-
Federal Pell Grants	981,891.00	-
Federal Direct Loans	1,245,978.00	-
Federal Direct Loans Paid	(1,245,978.00)	-
Gifts and Contributions	57,540.00	1,181,083.53
Net cash provided by (used in) noncapital financing activities	<u>4,123,948.34</u>	<u>1,181,083.53</u>
<b>CASH FLOWS FROM CAPITAL FINANCING ACTIVITIES</b>		
Payments for Purchase of Capital Assets	(757,321.47)	-
Proceeds from the Sale of Assets	714.50	-
Interest Paid on Long Term Debt	(1,022.40)	-
Principal Payments on Capital Lease	(31,477.60)	-
Net cash provided by (used in) capital financing activities	<u>(789,106.97)</u>	<u>-</u>
<b>CASH FLOWS FROM INVESTING ACTIVITIES</b>		
Interest Earned on Investments	45,819.59	162,683.59
Proceeds from the Sales and Maturities of Investments	7,897,515.44	51,692.59
Purchase of Investments	(7,529,761.89)	(146,863.24)
Net cash provided by (used in) investing activities	<u>413,573.14</u>	<u>67,512.94</u>
Net Increase (Decrease) in Cash and Cash Equivalents	390,771.93	733,324.37
Cash and Cash Equivalents, Beginning of Year	<u>2,098,506.09</u>	<u>321,140.55</u>
Cash and Cash Equivalents, End of Year	<u>\$ 2,489,278.02</u>	<u>\$ 1,054,464.92</u>

The accompanying notes are an integral part  
of the financial statements.

**FLINT HILLS TECHNICAL COLLEGE**

Emporia, Kansas

## Statement of Cash Flows

For the Year Ended June 30, 2020

	Primary Institution	Component Unit - Foundation
RECONCILIATION OF OPERATING INCOME (LOSS) TO NET CASH USED BY OPERATING ACTIVITIES		
Operating Income (Loss)	\$ (3,670,457.59)	\$ (610,486.69)
Adjustments to Reconcile Change in Net Position to Net Cash Used in Operating Activities:		
Depreciation Expense	412,637.10	2,242.60
Non cash In-Kind Expense	-	104,569.62
(Increase) Decrease in Receivables	(138,330.98)	-
(Increase) Decrease in Prepaids	2,925.00	-
(Increase) Decrease in Inventory	22,736.61	-
(Increase) Decrease in Pension Related Deferred Outflows	(44,185.00)	-
Increase (Decrease) in Accounts Payable	759.72	(11,597.63)
Increase (Decrease) in Accrued Wages	12,608.20	-
Increase (Decrease) in Compensated Absences	9,241.58	-
Increase (Decrease) in Prepaid Tuition	(21,548.98)	-
Increase (Decrease) in OPEB Obligations	12,422.00	-
Increase (Decrease) in Deposits Held for Others	7,759.76	-
Increase (Decrease) in Pension Related Deferred Inflows	35,790.00	-
Net cash provided by (used in) operating activities	<u>\$ (3,357,642.58)</u>	<u>\$ (515,272.10)</u>

## Supplementary Information:

Non Cash Contributions - Management and General	\$ -	\$ 104,569.62
Cash Paid for Interest	1,022.40	-
Donation of Stock	-	804.80

The accompanying notes are an integral part  
of the financial statements.

# **FLINT HILLS TECHNICAL COLLEGE**

Emporia, Kansas

Notes to the Financial Statements  
For the Year Ended June 30, 2020

## **1. NATURE OF ACTIVITIES**

Flint Hills Technical College is an institution of higher education under the authority of the Kansas Board of Regents. The College is governed by seven members consisting of designees from each of the following entities: Emporia Unified School District #253 Board of Education, Emporia Chamber of Commerce, Emporia State University, Emporia City Commission, Lyon County Commission, Regional Development Association of East Central Kansas, and an at-large member from the Flint Hills Technical College's territory appointed by the Governing Body.

The financial statements of Flint Hills Technical College, Emporia, Kansas, have been prepared in accordance with accounting principles generally accepted in the United States of America. The Governmental Accounting Standards Board is the principal standard-setting body for establishing governmental accounting and financial reporting principles. The more significant of the College's accounting policies follow.

### Reporting Entity

The financial reporting entity consist of the primary government, organizations for which the primary government is financially accountable and other organizations for which the nature and significance of their relationship with the primary government are such that exclusion could cause the financial statements to be misleading or incomplete.

### Component Units

The component unit section of the financial statements includes the financial data of the discretely presented component unit, the Flint Hills Technical College Foundation. The component unit is reported separately to emphasize that it is legally separate from the College. The economic resources received or held by the component unit are held almost entirely for the direct benefit of the College. The Flint Hills Technical College Foundation was formed to promote and foster the educational purposes of the College, and to create a fund to be used for any program, project or enterprise undertaken in the interest of the College. The Foundation acts largely as a fundraising organization, soliciting, receiving, managing and disbursing contributions on behalf of the College. Most of the contributions received are designated by the donors to be used for specific purposes or by specific departments. In these instances, the Foundation serves essentially as a conduit. Contributions that are not designated are used where the need is considered greatest, as determined by the Foundation board of directors. The Foundation can sue and be sued, and can buy, sell, or lease real property. The Foundation's financial statements should be included with the College's financial statements. Separate audited financial statements are prepared and are available at the Foundation, and can be requested from the College's controller. The Foundation is considered a component unit.

The College's component unit is a private not-for-profit organization that reports under FASB standards. As such, certain revenue recognition criteria and presentation features are different from GASB revenue recognition criteria and presentation features. No modifications have been made to the component unit's financial information in the College's financial report for these differences. The component unit's financial data has, however, been aggregated into like categories for presentation purposes.

## **2. SUMMARY OF SIGNIFICANT ACCOUNTING POLICIES**

### Basis of Accounting

For financial reporting purposes, the College is considered a special-purpose government engaged only in business-type activities. Accordingly, the College's financial statements have been prepared using the economic resources measurement focus and the accrual basis of accounting. Under the accrual basis, revenues are recognized when earned, and expenses are recorded when an obligation has been incurred. All significant intra-agency transactions have been eliminated.

### Cash and Cash Equivalents

For purposes of the statement of cash flows, the College considers all highly liquid investments including certificates of deposit to be cash equivalents.

### Investments

The College accounts for its investments at fair value. Changes in unrealized gain (loss) on the carrying value of investments are reported as a component of investment income in the statement of revenues, expenses, and changes in net assets.

### Accounts Receivable

Accounts receivable consist of unsecured credit for tuition and fee charges to students and auxiliary enterprise services provided to students, faculty and staff, the majority of each residing in the State of Kansas. Accounts receivable also includes amounts due from the Federal government, state and local governments, or private sources, in connection with reimbursement of allowable expenditures made pursuant to the College's grant and contracts. The College uses the allowance method to account for uncollectible accounts receivable.

### Inventories

Inventories consist of books and supplies held for resale in the bookstore, the cost of the annual construction house which is held for resale, and land inventory, and are valued at cost, using the first-in, first-out method (FIFO).

### Capital Assets

Capital assets are stated at cost at the date of acquisition, or fair value at the date of donation in the case of gifts. For equipment, the College's capitalization policy includes all items with a unit cost of \$5,000.00 or more, and an estimated useful life of greater than one year. Renovations to building, infrastructure, and land improvements that significantly increase the value or extend the useful life of the structure are capitalized. Routine repairs and maintenance are charged to operating expense in the year in which the expense was incurred.

Depreciation is provided on straight-line method over the estimated useful lives of the respective classes of property. Estimated useful lives are as follows:

Building Improvements	15 Years
Vehicles	5-10 Years
Equipment, including computers	2-30 Years
Library Collections	3-10 Years

**2. SUMMARY OF SIGNIFICANT ACCOUNTING POLICIES** (Continued)

Compensated Absences

Employee vacation pay is accrued at year-end for financial statement purposes. The liability and expense incurred are recorded at year-end as accrued vacation payable in the statement of net assets, and a component of compensation and benefit expense in the statement of revenues, expenses, and changes in net assets.

Net Position

The College's net position is classified as follows:

Invested in Capital Assets, Net of Related Debt: This represents the College's total investment in capital assets, net of accumulated depreciation, and outstanding debt obligations related to those capital assets. To the extent debt has been incurred but not yet expended for capital assets, such amounts are not included as a component of investment in capital assets, net of related debt.

Restricted Net Position – Expendable: Restricted expendable net position includes resources in which the College is legally or contractually obligated to spend resources in accordance with restrictions imposed by external third parties.

Restricted Net Assets – Nonexpendable: Nonexpendable restricted net assets consist of endowment and similar type funds in which donors or other outside sources have stipulated, as a condition of the gift instrument, that the principal is to be maintained inviolate and in perpetuity, and invested for the purpose of producing present and future income, which may either be expended or added to principal.

Unrestricted Net Position: Unrestricted net position represents resources derived from student tuition and fees, state appropriations and sales and services of educational departments and auxiliary enterprises. These resources are used at the discretion of the governing board to meet current expenses for any purpose. These resources also include auxiliary enterprises, which are substantially self-supporting activities that provide services for students, faculty, and staff.

When an expense is incurred that can be paid using either restricted or unrestricted resources, the College's policy is to first apply the expense towards restricted resources, and then towards unrestricted resources.

Income Taxes

The College, as a political subdivision of the State of Kansas, is excluded from Federal income taxes under Section 115(1) of the Internal Revenue Code, as amended. The Foundation is exempt from income taxes under Section 501(C)(3) of the Internal Revenue Code.

**2. SUMMARY OF SIGNIFICANT ACCOUNTING POLICIES** (Continued)

Classification of Revenues

The College has classified its revenues as either operating or nonoperating revenues according to the following criteria:

*Operating revenues:* Operating revenues include activities that have the characteristics of exchange transactions, such as (1) student tuition and fees, net of scholarship discounts and allowances, (2) sales of services of auxiliary enterprises, net of scholarship discounts and allowances, and (3) most Federal, state and local grants and contracts, and Federal appropriations.

*Nonoperating revenues:* Nonoperating revenues include activities that have the characteristics of nonexchange transactions, such as gifts and contributions, and other revenue sources that are defined as nonoperating revenues by GASB No. 9, *Reporting Cash Flows of Proprietary and Nonexpendable Trust Funds and Government Entities that use Proprietary Fund Accounting*, and GASB No. 34, such as state appropriations and investment income.

Scholarship Discounts and Allowances

Student tuition and fee revenues, and certain other revenues from students, are reported net of scholarship discounts and allowances in the statements of revenues, expenses, and changes in net assets. Scholarship discounts and allowances are the difference between the stated charge and the goods and services provided by the College, and the amount that is paid by students and/or third parties making payments on the students' behalf. Certain governmental grants, such as Pell grants, and other Federal, state or nongovernmental programs, are recorded as either operating or nonoperating revenues in the College's financial statements. To the extent that revenues from such programs are used to satisfy tuition and fees and other student charges, the College has recorded a scholarship discount and allowance.

Accounting Estimates

The preparation of financial statements in conformity with accounting principles generally accepted in the United States of America requires management to make estimates and assumptions that affect the reported amounts of assets and liabilities at the date of the financial statements and the reported amounts of revenues and expenses during the reporting period. Actual results could differ from those estimates.

Pension Plan

Substantially all full-time College employees are members of the State of Kansas Public Employees Retirement System which is a multi-employer state-wide pension plan. The College's policy is to fund all pension costs accrued; such costs to be funded are actuarially determined annually by the State.

**3. STEWARDSHIP, COMPLIANCE, AND ACCOUNTABILITY**

Compliance with Kansas Statutes

Supplementary Schedules 4 to 6 have been prepared in order to show compliance with the cash basis laws of Kansas. As shown in Schedules 4 to 6, the College was in apparent compliance with Kansas cash basis laws.

#### 4. DEPOSITS AND INVESTMENTS

##### Deposits and Investments - Primary Institution

As of June 30, 2020, the College has the following investments and maturities.

<u>Investment Type</u>	<u>Fair Value</u>	<u>Investment Maturities (in Years)</u>		<u>Rating</u>
		<u>Less than 1</u>	<u>1 - 2</u>	
Kansas Municipal Investment Pool				
180 Day Fixed	\$ 400,000.00	\$ 400,000.00	\$ - -	S&P AAf/S1+
Kansas Municipal Investment Pool				
365 Day Fixed	41,859.00	41,859.00	- -	S&P AAf/S1+
Total Investments	<u>\$ 441,859.00</u>	<u>\$ 441,859.00</u>	<u>\$ - -</u>	

K.S.A 9-1401 establishes the depositories which may be used by the College. The statute requires banks eligible to hold the College's funds have a main branch or branch bank in the county in which the College is located, or in an adjoining county if such institution has been designated as an official depository, and the bank provide an acceptable rate of return on funds. In addition, K.S.A. 9-1402 requires the banks to pledge securities for deposits in excess of FDIC coverage. The College has no other policies that would further limit interest rate risk.

K.S.A 12-1675 limits the College's investment of idle funds to time deposits, open accounts, and certificates of deposit with allowable financial institutions; U.S. Government securities; temporary notes; no-fund warrants; repurchase agreements; and the Kansas Municipal Investment Pool. The College has no investment policy that would further limit its investment choices.

*Concentration of credit risk.* State statutes place no limit on the amount the Government may invest in any one issuer as long as the investments are adequately secured under K.S.A. 9-1402 and 9-1405. The College's allocation of investments as of June 30, 2020, is as follows:

<u>Investment Type</u>	<u>Percentage of Investment</u>
Kansas Municipal Investment Pool	100%

*Custodial credit risk – deposits.* Custodial credit risk is the risk that in the event of a bank failure, the College's deposits may not be returned to it. State statutes require the College's deposits in financial institutions to be entirely covered by federal depository insurance or by collateral held under a joint custody receipt issued by a bank within the State of Kansas, the Federal Reserve Bank of Kansas City, or the Federal Home Loan Bank of Topeka. All deposits were legally secured at June 30, 2020.

*Deposits:* At year-end, the College's carrying amount of deposits was \$2,488,653.02 and the bank balance was \$2,793,203.70. The bank balance was held by two banks resulting in a concentration of credit risk. Of the bank balance, \$498,445.05 was covered by FDIC insurance, and \$2,294,758.65 was collateralized with pledged securities held by the pledging financial institutions' agents in the College's name.

*Custodial credit risk – investments.* For an investment, that is the risk that, in the event of the failure of the issuer or counterparty, the College will not be able to recover the value of its investments or collateral securities that are in the possession of an outside party. State statutes require investments to be adequately secured.

#### 4. **DEPOSITS AND INVESTMENTS** (Continued)

At June 30, 2020, the College had invested \$441,859.00 in the State's municipal investment pool. The municipal investment pool is under the oversight of the Pooled Money Investment Board. The board is comprised of State Treasurer and four additional members appointed by the State Governor. The board reports annually to the Kansas legislature. State pooled monies may be invested in direct obligations of, or obligations that are insured as to principal and interest, by the U.S. government or any agency thereof, with maturities of up to four years. No more than ten percent of those funds may be invested in mortgage-backed securities. In addition, the State pool may invest in repurchase agreements with Kansas banks or with primary government securities dealers.

##### Deposits – Component Unit

At June 30, 2020, the carrying amount of the Foundation's deposits was \$1,054,464.62. The balance was held by one bank and one investment company resulting in a concentration of credit risk. The bank balance was \$1,105,488.90. Of the bank balance \$25.00 was covered by FDIC insurance and the remaining \$1,105,463.90 was covered SIPC insurance.

##### Investment Policy – Component Unit

The Primary objective of the Foundation's investment policy is to provide for long-term growth of principal and income within reasonable risk on continuing and consistent basis. Emphasis shall be on maintaining growth of assets, net of inflation and fees. Over a period of time, the minimum goal for the total return of the fund should be the current rate of inflation plus 3 to 7%.

The investment objective requires a disciplined and consistent management philosophy. The objectives do not call for a philosophy which represents extreme positions or opportunistic styles. The portfolio shall be diversified with both fixed income and equity holdings. The purpose of such diversification is to provide reasonable assurance that not a single security or class of securities will have a disproportionate impact of the total portfolio.

Investments are made under the direction of the Board of Directors. Equity investments and other investments are recorded at fair values subject to comments on Investments under the summary of accounting policies.

Investments at June 30, 2020, are comprised of the following:

	<u>FAIR VALUE</u>
Bonds	\$ 8.26
Mutual Funds	<u>3,517,984.57</u>
Total Investments	<u>\$ 3,517,992.83</u>

#### 5. **FAIR VALUE MEASUREMENTS**

##### Component Unit:

The framework for measuring fair value provides a fair value hierarchy that prioritizes the inputs to valuation techniques used to measure fair value. The hierarchy gives the highest priority to unadjusted quoted prices in active markets for identical assets or liabilities (level 1) and the lowest priority to unobservable inputs (level 3). The three levels of the fair value hierarchy under FASB ASC 820 are described as follows:



**5. FAIR VALUE MEASUREMENTS** (Continued)

Component Unit:

- Level 1. Inputs to the valuation methodology are unadjusted quoted prices for identical assets or liabilities in active markets that the Foundation has the ability to access.
- Level 2. Inputs to the valuation methodology include:
- quoted prices for similar assets or liabilities in active markets;
  - quoted prices for identical or similar assets or liabilities in inactive markets;
  - inputs other than quoted prices that are observable for the asset or liability;
  - inputs that are derived principally from or corroborated by observable market data by correlation or other means.
  - If the asset or liability has a specified (contractual) term, the level 2 input must be observable for substantially the full term of the asset or liability.
- Level 3. Inputs to the valuation methodology are unobservable and significant to the fair value measurement.

The asset or liability's fair value measurement level within the fair value hierarchy is based on the lowest level of any input that is significant to the fair value measurement. Valuation techniques used need to maximize the use of observable inputs and minimize the use of unobservable inputs.

Following is a description of the valuation methodologies used for assets measured at fair value. There have been no changes in the methodologies used at June 30, 2020.

Bonds: Valued using pricing models maximizing the use of observable inputs for similar securities. This includes basing the value on yields currently available on comparable securities of issuers with similar credit rates.

Mutual funds: Valued at the daily closing price as reported by the fund. Mutual funds held by the Foundation are open-end mutual funds that are registered with the SEC. These funds are required to publish their daily net asset value (NAV) and to transact at that price. The mutual funds held by the Foundation are deemed to be actively traded.

	June 30, 2020			
	Level 1	Level 2	Level 3	Total
Bonds	\$ - -	\$ 8.26	\$ - -	\$ 8.26
Mutual Funds	<u>3,517,984.57</u>	<u>- -</u>	<u>- -</u>	<u>3,517,984.57</u>
Totals	<u>\$ 3,517,984.57</u>	<u>\$ 8.26</u>	<u>\$ - -</u>	<u>\$ 3,517,992.83</u>

**6. ACCOUNTS RECEIVABLE, NET**

Accounts receivable at June 30, 2020, consisted of the following:

Student Accounts	\$	346,574.64
Federal Aid – SEOG Admin		881.00
Federal Aid – CARES		87,446.64
Federal Aid – FEMA		17,193.99
Federal Aid – SPARKS		19,264.54
Other Receivables		<u>5,340.73</u>
Total Current Accounts Receivable	\$	<u>476,701.54</u>

The College uses the allowance method to account for uncollectible accounts receivable. Accounts receivable are presented net of an allowance for uncollectible accounts of \$287,215.92 at June 30, 2020.

**7. UNCONDITIONAL PROMISES TO GIVE**

Component Unit:

Unconditional promises to give at June 30, 2020 consist of the following:

Capital Campaign	\$	<u>1,667.00</u>
Total Unconditional Promises to Give	\$	<u>1,667.00</u>
Less than one year	\$	1,667.00
One to five years		- -
Total Unconditional Promises to Give	\$	<u>1,667.00</u>

Uncollectible amounts for unconditional promises to give are expected to be insignificant. Accordingly, no provision is made for uncollectible amounts.

**8. INVENTORIES**

Inventories consisted of the following at June 30, 2020:

Book Store Inventory	\$	21,454.98
----------------------	----	-----------

**9. OPERATING LEASE AGREEMENTS**

The College has entered into various rental agreements for the rental of office equipment and space. Total rent payments made under these agreements during the year ended June 30, 2020, was \$76,477.20. Future minimum rental payments are as follows:

<u>Year Ended</u> <u>June 30</u>	<u>Amount</u>
2021	\$ 30,930.36
2022	30,930.36
2023	2,577.53

## 10. CAPITAL ASSETS, NET

### Primary Institution:

Following are the changes in capital assets for the year ended June 30, 2020:

	Balance 06/30/2019	Additions	Retirements	Transfers	Balance 06/30/2020
Capital assets not being depreciated					
Construction in Progress	\$ 93,633.00	\$ 101,938.00	\$ -	\$ (64,087.00)	\$ 131,484.00
Capital assets					
Leasehold Improvements	2,067,249.74	425,972.44	-	-	2,493,222.18
Equipment	4,638,520.23	229,411.03	(55,539.38)	64,087.00	4,876,478.88
Building	180,000.00	-	-	-	180,000.00
Vehicles	135,744.60	-	-	-	135,744.60
Library Collection	85,821.00	-	-	-	85,821.00
Total Capital Assets	<u>7,200,968.57</u>	<u>757,321.47</u>	<u>(55,539.38)</u>	<u>-</u>	<u>7,902,750.66</u>
Accumulated Depreciation	<u>(4,195,484.77)</u>	<u>(412,637.10)</u>	<u>54,773.43</u>	<u>-</u>	<u>(4,553,348.44)</u>
Total Net Capital Assets	<u>\$ 3,005,483.80</u>	<u>\$ 344,684.37</u>	<u>\$ (765.95)</u>	<u>\$ -</u>	<u>\$ 3,349,402.22</u>

### Component Unit:

Following are the changes in capital assets for the year ended June 30, 2020:

	Balance 06/30/2019	Additions	Retirements	Balance 06/30/2020
Property and Equipment				
Equipment	\$ 16,101.29	\$ -	\$ -	\$ 16,101.29
Total Property and Equipment	<u>16,101.29</u>	<u>-</u>	<u>-</u>	<u>16,101.29</u>
Accumulated Depreciation				
Equipment	<u>11,584.44</u>	<u>2,242.60</u>	<u>-</u>	<u>13,827.04</u>
Total Accumulated Depreciation	<u>11,584.44</u>	<u>2,242.60</u>	<u>-</u>	<u>13,827.04</u>
Total Net Capital Assets	<u>\$ 4,516.85</u>	<u>\$ (2,242.60)</u>	<u>\$ -</u>	<u>\$ 2,274.25</u>

## 11. **OTHER POST EMPLOYMENT BENEFITS**

The College participates in a cost-sharing multiple-employer pension plan (Pension Plan), as defined in Governmental Accounting Standards Board Statement No. 67, *Financial Reporting for Pension Plans*. The Pension Plan is administered by the Kansas Public Employees Retirement System (KPERS), a body corporate and an instrumentality of the State of Kansas. KPERS provides benefit provisions to the following statewide pension groups under one plan, as provided by K.S.A. 74, article 49:

- Public employees, which includes:
  - State/School employees
  - Local employees
- Police and Firemen
- Judges

Substantially all public employees in Kansas are covered by the Pension Plan. Participation by local political subdivisions is optional, but irrevocable once elected. Those employees participating in the Pension Plan for the College are included in the State/School employee group.

KPERS issues a stand-alone comprehensive annual financial report, which is available on the KPERS website at [www.kpers.org](http://www.kpers.org).

### *Special Funding Situation*

The employer contributions for the College, as defined in K.S.A. 74-4931 (2) and (3), are made by the State of Kansas on behalf of the College. Therefore, the College is considered to be in a special funding situation as defined by GASB Statement No. 68. Accordingly, the State is required to recognize its proportionate share of the net pension liability, deferred outflows of resources, deferred inflows of resources and expense for the pension plan attributable to the College. The College records revenue and pension expense in an amount equal to the expense recognized by the State on behalf of the College.

### *Benefits*

Benefits are established by statute and may only be changed by the General Assembly. Members with ten or more years of credited service, may retire as early as age 55, with an actuarially reduced monthly benefit. Normal retirement is at age 65, age 62 with ten years of credited service, or whenever a member's combined age and years of service equal 85.

Monthly retirement benefits are based on a statutory formula that includes final average salary and years of service. When ending employment, members may withdraw their contributions from their individual accounts, including interest. Members who withdraw their accumulated contributions lose all rights and privileges of membership. For all pension coverage groups, the accumulated contributions and interest are deposited into and disbursed from the membership accumulated reserve fund as established by K.S.A. 74-4922.

Members choose one of seven payment options for their monthly retirement benefits. At retirement a member may receive a lump-sum payment of up to 50% of the actuarial present value of the member's lifetime benefit. His or her monthly retirement benefit is then permanently reduced based on the amount of the lump sum. Benefit increases, including ad hoc post-retirement benefit increases, must be passed into law by the Kansas Legislature. Benefit increases are under the authority of the Legislature and the Governor of the State of Kansas. For all pension coverage groups, the retirement benefits are disbursed from the retirement benefit payment reserve fund as established by K.S.A. 74-4922.

## 11. **OTHER POST EMPLOYMENT BENEFITS** (Continued)

### *Contributions*

Member contributions are established by state law, and are paid by the employee according to the provisions of Section 414(h) of the Internal Revenue Code. State law provides that the employer contribution rates are determined based on the results of an annual actuarial valuation. The contributions and assets of all groups are deposited in the Kansas Public Employees Retirement Fund established by K.S.A. 74-4921. All of the retirement systems are funded on an actuarial reserve basis.

For fiscal years beginning in 1995, Kansas legislation established statutory limits on increases in contribution rates for KPERS employers. Annual increases in the employer contribution rates related to subsequent benefit enhancements are not subject to these limitations. The statutory cap increase over the prior year contribution rate is 1.2% of total payroll.

The actuarially determined employer contribution rates and the statutory contribution rates for school employees are 14.59% and 13.21%, respectively. KPERS has multiple benefit structures and contribution rates depending on whether the employee is a KPERS 1, KPERS 2 or KPERS 3 member. KPERS 1 members are active and contributing members hired before July 1, 2009. KPERS 2 members were first employed in a covered position on or after July 1, 2009 and KPERS 3 members were first employed in a covered position on or after January 1, 2015. Effective January 1, 2015, Kansas law established the KPERS member-employee contribution rate of 6% of covered salary for KPERS 1, KPERS 2 and KPERS 3 members.

### *Employer and Nonemployer Allocations*

Although KPERS administers one cost-sharing multiple-employer defined benefit pension plan, separate (sub) actuarial valuations are prepared to determine the actuarial determined contribution rate by group. Following this method, the measurement of the collective net pension liability, deferred outflows of resources, deferred inflows of resources, and pension expense are determined separately for each of the following groups of the plan:

- State/School
- Local
- Police and Firemen
- Judges

To facilitate the separate (sub) actuarial valuations, KPERS maintains separate accounts to identify additions, deductions, and fiduciary net position applicable to each group. The allocation percentages presented for each group in the schedule of employer and nonemployer allocations are applied to amounts presented in the schedules of pension amounts by employer and nonemployer.

The individual employer allocation percentages for the pension amounts were based on the ratio of the employer and nonemployer contributions for the individual employer in relation to the total of all employer and nonemployer contributions of the group.

At June 30, 2019, the proportion recognized by the State of Kansas on behalf of the College was .0007409%, which was an decrease of .0000264% from the proportion measured at June 30, 2018.

**11. OTHER POST EMPLOYMENT BENEFITS** (Continued)

*Net Pension Liability*

At June 30, 2019 and 2018, the proportionate share of the net pension liability recognized by the State of Kansas that was attributable to the College was \$4,791,965 and \$5,005,350, respectively.

*Actuarial Assumptions*

The total pension liability was determined by an actuarial valuation as of December 31, 2018, which was rolled forward to June 30, 2019, using the following actuarial assumptions:

Price inflation	2.75%
Salary increases, including wage increases	3.50 to 12.00%, including inflation
Long-term rate of return, net of investment expense, and including price inflation	7.75%

Mortality rates were based on the RP-2014 Mortality Tables, with setback and age set forward as well as other adjustments based on different membership groups.

The actuarial assumptions used in the December 31, 2018 valuation were based on the results of an actuarial experience study conducted for the period of January 1, 2013 through December 31, 2015. The experience study is dated November 18, 2016.

The long-term expected rate of return of pension plan investments was determined using a building-block method in which best-estimate ranges of expected future real rates of return (expected returns, net of pension plan investment expense and inflation) are developed for each major asset class. These ranges are combined to produce the long-term expected rate of return by weighting the expected future real rates of return by the target asset allocation percentage and by adding expected inflation. Best estimates of arithmetic real rates of return for each major asset class as of the most recent experience study dated, November 18, 2016, as provided by KPERS’ investment consultant, are summarized in the following table:

<b>Asset Class</b>	<b>Long-Term Target Allocation</b>	<b>Long-Term Expected Real Rate of Return</b>
Global equity	47.00%	6.85%
Fixed income	13.00	1.25
Yield driven	8.00	6.55
Real return	11.00	1.71
Real estate	11.00	5.05
Alternatives	8.00	9.85
Short-term investments	2.00	(0.25)
Total	100.00%	

*Discount Rate:* The discount rate used to measure the total pension liability was 7.75%. The projection of cash flows used to determine the discount rate assumed that contributions from plan members will be made at the current contribution rate and that contributions from school districts will be made at contractually required rates, actuarially determined. Based on those assumptions, the pension plan’s fiduciary net position was projected to be available to make all projected future benefit payments of current plan members. Therefore, the long-term expected rate of return on pension plan investments was applied to all periods of projected benefit payments to determine the total pension liability.

**11. OTHER POST EMPLOYMENT BENEFITS** (Continued)

*Revenue and Pension Expense Recorded by the College:* For the year ended June 30, 2020, the College recognized revenue and pension expense in an equal amount of \$536,037.55.

*Early Retirement Benefits:* The College has adopted a policy providing early retirement health care benefit options. Eligible employees are defined as:

- currently a full time employee (contracted six hours or more per day),
- a minimum of 60 years of age prior to September 1 of the calendar year in which early retirement is requested, or who are eligible for KPERS early retirement without the reduction in benefits,
- not older than 64 years of age as of September 1 of the calendar year in which early retirement is requested, and
- at the time of request has 15 years of service with the College.

There were no payments made during the fiscal year ending June 30, 2020 and there are no anticipated payments at June 30, 2020.

*Health Insurance:* Under the Consolidated Omnibus Budget Reconciliation Act (COBRA), the government makes health care benefits available to eligible former employees and eligible dependents. Certain requirements are outlined by the federal government for this coverage. The premium is paid in full by the insured. There is no cost to the government under this program.

*Plan Description:* The College sponsors Medical and Dental insurance to qualifying retirees and their dependents. Coverage is provided through fully-insured contracts that collectively operate as a single-employer defined benefit plan. Qualifying retirees are those employees who are eligible for immediate retirement benefits under the Kansas Public Employees Retirement System and retire prior to age 65. Retirees and spouses may continue coverage with the College until their Medicare eligibility (i.e. age 65). Participants are required to contribute 100% of group insurance premiums to maintain coverage. Age-adjusted costs may exceed group insurance premiums thus creating an age-subsidy or benefit that forms the basis for the valuation. The plan is identifiable as a single-employer plan. There are 67 total active employees and 0 retirees who are participating in the plan as of July 1, 2019, the census date used for the actuarial valuation.

*Funding policy:* Costs under the College’s group insurance program are paid from general operating assets on a pay-as-you-go basis. This arrangement does not qualify as an “OPEB Plan” under GASB requirements and thus these assets may not be reported as an offset to GASB liabilities. The Board has the authority for establishing and amending the funding policy.

*Total OPEB Liability:* The College’s total OPEB liability of \$180,452.00 was measured as of June 30, 2020, and was determined by an actuarial valuation as of that date.

*Actuarial Assumptions and Other Inputs:* The total OPEB liability in the June 30, 2020 actuarial valuation was determined using the following actuarial assumptions and other inputs, applied to all periods included in the measurement, unless otherwise specified:

Valuation Date	July 1, 2019
Measurement Date (End of Year)	June 30, 2020
Reporting Date	June 30, 2020
Discount Rate	2.6% (Measurement Date)
	3.0% (Year Preceding Measurement Date)
Salary Scale	2.6%
Actuarial Cost Method	Entry Age – Level Percent-of-Pay

**11. OTHER POST EMPLOYMENT BENEFITS** (Continued)

Health Care Cost Trend Rates 7% decreasing 0.5% per year until 2023 and 0.25 % per year until reaching an ultimate trend rate of 4.5%

The average of the S&P Municipal Bond 20 Year High Grade and Fidelity GO AA-20 Year published yields was evaluated to determine the discount rate. The selected rates are 3.0% (beginning-of-year measurement) and 2.60% (end-of-year measurement).

The assumed mortality was changed to the Society of Actuaries Pub-2010 Public Retirement Plans Headcount-Weighted General Mortality Tables using Scale MP-2019 Full Generational Improvement.

Annual OPEB cost and net OPEB obligation:

Net OPEB Liability	
I. Total OPEB Liability	\$ 180,452
II. Plan Fiduciary Net Position (Trust Assets)	<u>0</u>
III. Net OPEB Liability at June 30, 2020 (I minus II)	<u>\$ 180,452</u>

OPEB Liability Changes	
Total OPEB Liability – Beginning of Year	\$ 168,030
1. Service Cost	13,564
2. Interest Cost	5,448
3. Changes in Benefit Terms	0
4. Differences between actual and expected experience	(54,940)
5. Changes in assumptions and inputs	48,350
6. Employer Contributions (Benefit Payments)	<u>0</u>
Net Changes (1 + 2 + 3 + 4 + 5 – 6)	<u>12,422</u>
Total OPEB Liability – End of Year	<u>\$ 180,452</u>

OPEB Expense – Fiscal Year 2019-20	
1. Service Cost	\$ 13,564
2. Interest on Total OPEB Liability	5,448
3. Changes in Benefit Terms	0
4. Differences between expected and actual experience	(5,668)
5. Changes of assumptions and inputs	(9,317)
6. Projected earnings on OPEB plan investments	0
7. Differences between projected & actual earnings on OPEB investments	<u>0</u>
OPEB Expense (1 + 2 + 3 + 4 + 5 - 6+7)	<u>\$ 4,027</u>

OPEB Liability as a percentage of payroll	
Total OPEB Liability	\$ 180,452
Payroll	**3,196,791
Percent of Payroll	5.6%

\*\* Annualized pay as of July 1, 2019 of active employees included in the valuation

**Sensitivity of Total OPEB Liability to changes in the Discount Rate**

	1% Decrease 1.6%	Current Single Discount Rate Assumption 2.6%	1% Increase 3.6%
Total OPEB Liability	197,161	180,452	165,107
Increase/(Decrease) from Baseline	16,709		(15,345)



**11. OTHER POST EMPLOYMENT BENEFITS** (Continued)

Sensitivity of Total OPEB Liability to changes in Healthcare Cost Trend Rate

	1% Decrease	Current Trend Assumption	1% Increase
Total OPEB Liability	158,044	180,452	207,202
Increase/(Decrease) from Baseline	(22,408)		26,750

*Deferred Outflows and Inflows of Resources:* The accumulated amount of Deferred Outflows and Inflows of Resources as of June 30, 2020 are shown below.

Category	Deferred Outflows of Resources	Deferred Inflow of Resources
Differences between expected and actual experience (1)	0	66,579
Changes in Assumptions (2)	49,532	134,823
Contributions Subsequent to Measurement Date (3)	0	0

(1) Expected Employer Contributions between Measurement date and Reporting date – Does not apply.

Amounts reported as deferred outflows / inflows of resources related to OPEB will be recognized as an expense / (income) item in OPEB expense as follows:

Fiscal Year Ending	Amount
2021	\$ (14,985)
2022	(14,985)
2023	(14,985)
2024	(14,985)
2025	(14,985)
2026 & Thereafter	(76,945)

Average Expected Remaining Service Life: 10.13 years

**12. COMPENSATED ABSENCES**

Chargeable Leave

The College's policies regarding professional leave and absences permit employees to accumulate a maximum of 9 to 108 days of chargeable leave depending on the number of days worked per year. Personnel retiring or resigning from the College with ten years or more of service in the College will be compensated for unused accumulated chargeable leave at the rate of .4 times the current substitute rate per day up to a maximum of 90 days.

Vacation

Unclassified twelve-month employees after two months of service shall accrue two workdays per month to a maximum of 20 days for year to year accumulation. Administrators may accumulate a maximum of 40 days vacation leave. Classified employees after two months of service shall accrue vacation time equal to 10 days per year, after 10 years of service, vacation will accrued equal to 15 days per year with a maximum of 30 days vacation leave depending upon the years of service. Policies permit payment of vacation pay upon termination of employment if sufficient notice of termination is given.

**12. COMPENSATED ABSENCES** (Continued)

Compensatory Time

The College will pay overtime or allow compensatory time off for hourly and classified employees according to the Fair Labor Standards Act. The maximum compensatory time which may be accrued by and affected employee may accumulate a maximum of 3 days, and faculty members may accumulate a maximum of 6 days. Payment for accrued compensatory time upon termination of employment shall be the calculated at the employee’s final regular rate received by the employee.

The College accrues a liability for compensated absences which meet the following criteria:

1. The College's obligation relating to employees' rights to receive compensation for future absences is attributable to employees' services already rendered.
2. The obligation relates to rights that vest or accumulate.
3. Payment of the compensation is probable.
4. The amount can be reasonably estimated.

In accordance with the above criteria, the College has accrued a liability for all vacation, and compensatory time. However, chargeable time was accrued for those employees with more than 10 years of services and all others with chargeable time were not recorded, inasmuch as the amount cannot be reasonably estimated because the rights do not vest until after 10 years of service.

**13. CONTINGENT LIABILITIES**

In the normal course of operations, the College receives grant funds from various Federal and State agencies. The grant programs are subject to audit by agents of the granting authority, the purpose of which is to ensure compliance with conditions precedent to the granting of funds. Any liability for reimbursement which may arise as the result of these audits is not believed to be material.

**14. RISK MANAGEMENT**

The College is exposed to various risks of loss related to torts; theft of, damage to, or destruction of assets; errors and omissions; injuries to employee; employees’ health and life; and natural disasters. The College manages these risks of loss through the purchase of insurance policies.

**15. CONCENTRATION OF RISK**

Component Unit:

For the year ended June 30, 2020, 76.94% of the Foundation’s monies are invested in mutual funds in the stock market. Of this amount, 1.26% are invested in aggressive income investments, 67.21% are invested in growth and income investments, 0.10% are invested in growth investments, and 8.37% are invested in income investments. The effect in the future on the Foundation’s portfolio is unknown and is subject to market economic conditions.

**16. RESTRICTED NET POSITION - EXPENDABLE**

Component Unit:

Restricted net position – expendable includes contributions restricted for specific use by the donor. Gifts held and restricted as to specific use at June 30, 2020 are \$1,241,277.18.

**17. RESTRICTED NET POSITION - NONEXPENDABLE**

Component Unit:

On June 30, 2020 the Foundation Endowments are summarized in the following table:

	Permanently <u>Restricted</u>
Endowment Funds, June 30, 2019	\$ 2,333,766.00
Donations	17,233.00
Reclassification from Net Assets without Donor Restrictions	<u>6,935.30</u>
Endowment Funds, June 30, 2020	<u>\$ 2,357,934.30</u>

**18. INTERFUND TRANSFERS**

Operating transfers were as follows:

<u>From Fund:</u>	<u>To Fund:</u>	<u>Amount</u>
General Fund	Deferred Maintenance Fund	\$ 50,000.00
General Fund	Federal Financial Aid Fund	11,750.00

Transfers are used to (1) move revenues from the fund that statute or budget requires to collect them to the fund that statute or budget requires to expend them, and (2) use unrestricted revenue collected in the general fund to finance various programs accounted for in other funds in accordance with budgetary authorizations.

**19. RELATED PARTY TRANSACTIONS**

The Foundation was formed to promote and foster the educational purposes of the Flint Hills Technical College, and to create a fund to be used for any program, project, or enterprise undertaken in the interest of the College. The Foundation acts largely as a fund raising organization, soliciting, receiving, managing and disbursing contributions on behalf of the College. Most of the contributions received are designated by the donors to be used for specific purposes or by specific departments. In these instances, the Foundation serves essentially as a conduit. Contributions that are not designated are used where the need is considered greatest, as determined by the Foundation’s board of directors. The Foundation disbursed to the College for the year ended June 30, 2020, \$156,724.00 for scholarships and reimbursed the College for \$147,852.94 in administrative support. The Foundation disbursed on behalf of the College through its activity funds for the year ended June 30, 2020, \$207,705.00.

**20. SUBSEQUENT EVENTS**

The College evaluated events and transactions occurring subsequent year end, and there were no subsequent events requiring recognition in the financial statements. Additionally, there were no nonrecognized subsequent events requiring disclosure. However, in recent months, the novel coronavirus “COVID-19” pandemic in the United States has resulted in school buildings being closed, activities canceled and the temporary closure of operating hours for the offices. There is unprecedented uncertainty surrounding the duration of the pandemic, its potential economic ramifications, and any government actions to mitigate them. Accordingly, while management cannot quantify the financial and other impact to the College as of the date of this report, management believes that a material impact on the College’s financial position and results of future operations is reasonably possible.

**REQUIRED  
SUPPLEMENTARY INFORMATION**

**FLINT HILLS TECHNICAL COLLEGE**  
Emporia, Kansas  
Schedule of Funding Progress

*(This schedule is to be built prospectively until it contains ten years of data)*

	<u>06/30/2018</u>	<u>06/30/2019</u>	<u>06/30/2020</u>
OPEB Liability Changes			
Total OPEB Liability - Beginning of Year	\$ 153,297	\$ 169,170	\$ 168,030
1. Service Cost	13,135	13,906	13,564
2. Interest Cost	5,557	5,910	5,448
3. Changes in Benefit Terms	-	-	-
4. Difference between actual and expected experience	-	(18,749)	(54,940)
5. Changes in assumptions and inputs	3,181	5,793	48,350
6. Employer Contributions (Benefit Payments)	6,000	8,000	-
Net Changes (1+2+3+4+5-6)	<u>15,873</u>	<u>(1,140)</u>	<u>12,422</u>
Total OPEB Liability - End of Year	<u>\$ 169,170</u>	<u>\$ 168,030</u>	<u>\$ 180,452</u>
OPEB Liability as a percentage of payroll			
Total OPEB Liability	\$ 169,170	\$ 168,030	\$ 180,452
Payroll	* 3,156,829	* 3,156,829	** 3,196,791
Percent of Payroll	5.4%	5.3%	5.6%
*Annualized pay as of July 1, 2017 of active employees included in the valuation			
**Annualized pay as of July 1, 2019 of active employees included in the valuation			

**NOTES TO REQUIRED SUPPLEMENTARY INFORMATION:**

*Funding policy:* Costs under the College's group insurance program are paid from general operating assets on a pay-as-you-go basis, net assets are accumulated to pay related benefits

*Changes in Assumptions:* Changes in assumptions or other inputs reflect a change in the discount rate from 3.0% (beginning-of-year measurement) to 2.6% (end-of-year measurement)

## **SUPPLEMENTARY INFORMATION**

**FLINT HILLS TECHNICAL COLLEGE**  
Emporia, Kansas  
Combining Schedule of Net Position - Primary Institution  
June 30, 2020

	GENERAL	ADULT EDUCATION	AUXILIARY ENTERPRISE BOOKSTORE	LITERACY PROGRAM	FEDERAL FINANCIAL AID	KAN-TRAIN GRANT	DEFERRED MAINTENANCE
<b>ASSETS</b>							
<b>Current Assets</b>							
Cash and Cash Equivalents	\$ 1,526,178.70	\$ 189,105.26	\$ 203,257.13	\$ 1,653.63	\$ (86,062.34)	\$ 223.01	\$ 50,000.00
Investments	441,859.00	-	-	-	-	-	-
Receivables - Federal	881.00	-	-	-	87,446.64	-	-
Receivables - Other Receivables	346,811.58	5,103.79	-	-	-	-	-
Inventories	-	-	21,454.98	-	-	-	-
Total Current Assets	<u>2,315,730.28</u>	<u>194,209.05</u>	<u>224,712.11</u>	<u>1,653.63</u>	<u>1,384.30</u>	<u>223.01</u>	<u>50,000.00</u>
<b>Noncurrent Assets</b>							
Capital Assets	-	-	-	-	-	-	-
Accumulated Depreciation	-	-	-	-	-	-	-
Total Noncurrent Assets	<u>-</u>	<u>-</u>	<u>-</u>	<u>-</u>	<u>-</u>	<u>-</u>	<u>-</u>
<b>TOTAL ASSETS</b>	<u>2,315,730.28</u>	<u>194,209.05</u>	<u>224,712.11</u>	<u>1,653.63</u>	<u>1,384.30</u>	<u>223.01</u>	<u>50,000.00</u>
<b>DEFERRED OUTFLOWS OF RESOURCES</b>							
Pension Related Deferred Outflows	49,532.00	-	-	-	-	-	-
<b>LIABILITIES</b>							
<b>Current Liabilities</b>							
Accounts Payable	287,502.51	-	-	-	1,837.50	-	-
Accrued Wages	188,086.00	-	-	-	-	-	-
Prepaid Tuition	14,732.36	-	-	-	-	-	-
Deposits Held in Custody for Others	-	-	-	-	-	-	-
Total Current Liabilities	<u>490,320.87</u>	<u>-</u>	<u>-</u>	<u>-</u>	<u>1,837.50</u>	<u>-</u>	<u>-</u>
<b>Noncurrent Liabilities</b>							
Compensated Absences	200,207.43	-	-	-	-	-	-
Net OPEB Obligation	180,452.00	-	-	-	-	-	-
Total Noncurrent Liabilities	<u>380,659.43</u>	<u>-</u>	<u>-</u>	<u>-</u>	<u>-</u>	<u>-</u>	<u>-</u>
<b>TOTAL LIABILITIES</b>	<u>870,980.30</u>	<u>-</u>	<u>-</u>	<u>-</u>	<u>1,837.50</u>	<u>-</u>	<u>-</u>
<b>DEFERRED INFLOWS OF RESOURCES</b>							
Pension Related Deferred Inflows	201,402.00	-	-	-	-	-	-
<b>NET POSITION</b>							
Investment in capital assets, net of related debt	-	-	-	-	-	-	-
Unrestricted	1,292,879.98	194,209.05	224,712.11	1,653.63	(453.20)	223.01	50,000.00
<b>TOTAL NET POSITION</b>	<u>\$ 1,292,879.98</u>	<u>\$ 194,209.05</u>	<u>\$ 224,712.11</u>	<u>\$ 1,653.63</u>	<u>\$ (453.20)</u>	<u>\$ 223.01</u>	<u>\$ 50,000.00</u>

**FLINT HILLS TECHNICAL COLLEGE**  
Emporia, Kansas  
Combining Schedule of Net Position - Primary Institution  
June 30, 2020

	DENTAL HYGIENE CLASSROOM REMODEL	CULINARY ARTS CLASSROOM REMODEL	SPARKS & FEMA CORONAVIRUS RELIEF	FHTC AGENCY	INVESTMENT IN PLANT	TOTALS - PRIMARY INSTITUTION
<b>ASSETS</b>						
<b>Current Assets</b>						
Cash and Cash Equivalents	\$ 704.07	\$ 602,992.87	\$ (36,458.53)	\$ 37,684.22	\$ -	\$ 2,489,278.02
Investments	-	-	-	-	-	441,859.00
Receivables - Federal	-	-	36,458.53	-	-	124,786.17
Receivables - Other Receivables	-	-	-	-	-	351,915.37
Inventories	-	-	-	-	-	21,454.98
Total Current Assets	<u>704.07</u>	<u>602,992.87</u>	<u>-</u>	<u>37,684.22</u>	<u>-</u>	<u>3,429,293.54</u>
<b>Noncurrent Assets</b>						
Capital Assets	-	-	-	-	7,902,750.66	7,902,750.66
Accumulated Depreciation	-	-	-	-	(4,553,348.44)	(4,553,348.44)
Total Noncurrent Assets	<u>-</u>	<u>-</u>	<u>-</u>	<u>-</u>	<u>3,349,402.22</u>	<u>3,349,402.22</u>
<b>TOTAL ASSETS</b>	<u>704.07</u>	<u>602,992.87</u>	<u>-</u>	<u>37,684.22</u>	<u>3,349,402.22</u>	<u>6,778,695.76</u>
<b>DEFERRED OUTFLOWS OF RESOURCES</b>						
Pension Related Deferred Outflows	-	-	-	-	-	49,532.00
<b>LIABILITIES</b>						
<b>Current Liabilities</b>						
Accounts Payable	-	-	-	-	-	289,340.01
Accrued Wages	-	-	-	-	-	188,086.00
Prepaid Tuition	-	-	-	-	-	14,732.36
Deposits Held in Custody for Others	-	-	-	37,684.22	-	37,684.22
Total Current Liabilities	<u>-</u>	<u>-</u>	<u>-</u>	<u>37,684.22</u>	<u>-</u>	<u>529,842.59</u>
<b>Noncurrent Liabilities</b>						
Compensated Absences	-	-	-	-	-	200,207.43
Net OPEB Obligation	-	-	-	-	-	180,452.00
Total Noncurrent Liabilities	<u>-</u>	<u>-</u>	<u>-</u>	<u>-</u>	<u>-</u>	<u>380,659.43</u>
<b>TOTAL LIABILITIES</b>	<u>-</u>	<u>-</u>	<u>-</u>	<u>37,684.22</u>	<u>-</u>	<u>910,502.02</u>
<b>DEFERRED INFLOWS OF RESOURCES</b>						
Pension Related Deferred Inflows	-	-	-	-	-	201,402.00
<b>NET POSITION</b>						
Investment in capital assets, net of related debt	-	-	-	-	3,349,402.22	3,349,402.22
Unrestricted	704.07	602,992.87	-	-	-	2,366,921.52
<b>TOTAL NET POSITION</b>	<u>\$ 704.07</u>	<u>\$ 602,992.87</u>	<u>\$ -</u>	<u>\$ -</u>	<u>\$ 3,349,402.22</u>	<u>\$ 5,716,323.74</u>



## FLINT HILLS TECHNICAL COLLEGE

Emporia, Kansas

Combining Schedule of Revenues, Expenses, and Changes in Net Position - Primary Institution  
For the Year Ended June 30, 2020

	GENERAL	ADULT EDUCATION	AUXILIARY ENTERPRISE BOOKSTORE	LITERACY PROGRAM	FEDERAL FINANCIAL AID	KAN-TRAIN GRANT	DEFERRED MAINTENANCE
<b>REVENUES</b>							
Operating Revenues							
Student Tuition and Fees	\$ 4,567,343.13	\$ -	\$ -	\$ -	\$ -	\$ -	\$ -
Federal Grants and Contracts	166,997.72	74,610.00	-	-	1,616,421.85	-	-
State Grants and Contracts	-	50,395.55	-	-	2,000.00	-	-
Charges for Services	113,724.20	-	-	-	-	-	-
Sales and Services of Auxiliary Enterprises	-	-	101,686.40	-	-	-	-
Other Operating Revenues	196,700.64	-	-	-	-	-	-
Total Operating Revenues	<u>5,044,765.69</u>	<u>125,005.55</u>	<u>101,686.40</u>	<u>-</u>	<u>1,618,421.85</u>	<u>-</u>	<u>-</u>
<b>EXPENSES</b>							
Operating Expenses							
Instruction	4,013,943.67	224,664.79	-	2,427.29	-	-	-
Academic Support	472,076.65	-	-	-	-	-	-
Student Services	706,570.48	-	-	-	-	-	-
Institutional Support	1,710,022.30	-	-	-	-	-	-
Operation and Maintenance	708,598.95	-	-	-	-	-	-
Auxiliary Expense	-	-	95,040.70	-	-	-	-
Scholarships	-	-	-	-	2,613,541.92	-	-
Capital Outlay	130,668.89	-	-	-	-	-	-
Depreciation Expense	-	-	-	-	-	-	-
Total Operating Expenses	<u>7,741,880.94</u>	<u>224,664.79</u>	<u>95,040.70</u>	<u>2,427.29</u>	<u>2,613,541.92</u>	<u>-</u>	<u>-</u>
Operating Income (Loss)	<u>(2,697,115.25)</u>	<u>(99,659.24)</u>	<u>6,645.70</u>	<u>(2,427.29)</u>	<u>(995,120.07)</u>	<u>-</u>	<u>-</u>
Nonoperating Revenues (Expenses)							
State Appropriations	2,969,752.55	-	-	-	-	-	-
County Appropriations	-	114,764.79	-	-	-	-	-
Federal Pell Grant	-	-	-	-	981,891.00	-	-
Interest Income	24,973.88	-	-	-	-	-	-
Gifts and Contributions	56,540.00	-	-	1,000.00	-	-	-
Debt Service	(32,500.00)	-	-	-	-	-	-
Gain (Loss) on Sale of Assets	714.50	-	-	-	-	-	-
Operating Transfers	(61,750.00)	-	-	-	11,750.00	-	50,000.00
Increase (Decrease) in Net Position	260,615.68	15,105.55	6,645.70	(1,427.29)	(1,479.07)	-	50,000.00
Net Position - Beginning of Year	1,032,264.30	179,103.50	218,066.41	3,080.92	1,025.87	223.01	-
Net Position - End of Year	<u>\$ 1,292,879.98</u>	<u>\$ 194,209.05</u>	<u>\$ 224,712.11</u>	<u>\$ 1,653.63</u>	<u>\$ (453.20)</u>	<u>\$ 223.01</u>	<u>\$ 50,000.00</u>

## FLINT HILLS TECHNICAL COLLEGE

Emporia, Kansas

Combining Schedule of Revenues, Expenses, and Changes in Net Position - Primary Institution  
For the Year Ended June 30, 2020

	DENTAL HYGIENE CLASSROOM REMODEL	CULINARY ARTS CLASSROOM REMODEL	SPARKS & FEMA CORONAVIRUS RELIEF	INVESTMENT IN PLANT	SUB-TOTAL PRIMARY INSTITUTION	ELIMINATING INTER-COMPANY SCHOLARSHIPS	TOTALS - PRIMARY INSTITUTION
<b>REVENUES</b>							
Operating Revenues							
Student Tuition and Fees	\$ -	\$ -	\$ -	\$ -	\$ 4,567,343.13	\$ (891,466.09)	\$ 3,675,877.04
Federal Grants and Contracts	-	-	36,458.53	-	1,894,488.10	(1,245,978.00)	648,510.10
State Grants and Contracts	-	-	-	-	52,395.55	-	52,395.55
Charges for Services	-	-	-	-	113,724.20	-	113,724.20
Sales and Services of Auxiliary Enterprises	-	-	-	-	101,686.40	-	101,686.40
Other Operating Revenues	-	-	-	-	196,700.64	-	196,700.64
Total Operating Revenues	-	-	36,458.53	-	6,926,338.02	(2,137,444.09)	4,788,893.93
<b>EXPENSES</b>							
Operating Expenses							
Instruction	-	-	-	(35,512.00)	4,205,523.75	-	4,205,523.75
Academic Support	-	-	-	-	472,076.65	-	472,076.65
Student Services	-	-	-	-	706,570.48	-	706,570.48
Institutional Support	-	-	-	(70,174.08)	1,639,848.22	-	1,639,848.22
Operation and Maintenance	-	-	36,458.53	(96,710.00)	648,347.48	-	648,347.48
Auxiliary Expense	-	-	-	-	95,040.70	-	95,040.70
Scholarships	-	-	-	(73,393.20)	2,540,148.72	(2,137,444.09)	402,704.63
Capital Outlay	-	227,465.81	-	(481,532.19)	(123,397.49)	-	(123,397.49)
Depreciation Expense	-	-	-	412,637.10	412,637.10	-	412,637.10
Total Operating Expenses	-	227,465.81	36,458.53	(344,684.37)	10,596,795.61	(2,137,444.09)	8,459,351.52
Operating Income (Loss)	-	(227,465.81)	-	344,684.37	(3,670,457.59)	-	(3,670,457.59)
Nonoperating Revenues (Expenses)							
State Appropriations	-	-	-	-	2,969,752.55	-	2,969,752.55
County Appropriations	-	-	-	-	114,764.79	-	114,764.79
Federal Pell Grant	-	-	-	-	981,891.00	-	981,891.00
Interest Income	-	20,845.71	-	-	45,819.59	-	45,819.59
Gifts and Contributions	-	-	-	-	57,540.00	-	57,540.00
Debt Service	-	-	-	31,477.60	(1,022.40)	-	(1,022.40)
Gain (Loss) on Sale of Assets	-	-	-	(765.95)	(51.45)	-	(51.45)
Operating Transfers	-	-	-	-	-	-	-
Increase (Decrease) in Net Position	-	(206,620.10)	-	375,396.02	498,236.49	-	498,236.49
Net Position - Beginning of Year	704.07	809,612.97	-	2,974,006.20	5,218,087.25	-	5,218,087.25
Net Position - End of Year	\$ 704.07	\$ 602,992.87	\$ -	\$ 3,349,402.22	\$ 5,716,323.74	\$ -	\$ 5,716,323.74

**FLINT HILLS TECHNICAL COLLEGE**

Emporia, Kansas

Schedule of Revenues, Expenditures, and  
Changes in Unencumbered Cash – Budget and Actual

For the Year Ended June 30, 2020

Schedules 4 to 6 are prepared in accordance with Kansas cash basis laws (Regulatory Basis), which differs from generally accepted accounting principles (GAAP Basis). Cash receipts are recognized when the cash balance of a fund is increased. For an interfund transaction, a cash receipt is recorded in the fund receiving the cash from another fund. Cash disbursements are recognized when the cash balance of a fund is decreased. For an interfund transaction, a cash disbursement is recorded in the fund in which the cash is transferred. Expenditures include cash disbursements, transfers, accounts payable and encumbrances – that is, commitments related to unperformed (executory) contracts for goods and services, and are usually evidenced by a purchase order or written contract.

**FLINT HILLS TECHNICAL COLLEGE**  
Emporia, Kansas  
Schedule of Revenues, Expenditures, and Changes  
in Unencumbered Cash - Budget and Actual  
Current Funds - Unrestricted  
General Fund (Regulatory Basis)  
For the Year Ended June 30, 2020  
With Comparative Actual Amounts for the Year Ended June 30, 2019

	Prior Year Budget Basis	Current Year				Variance Over (Under)
		Actual GAAP Basis	Adjustments Budget Basis	Actual Budget Basis	Budget	
<b>REVENUES</b>						
Student Tuition and Fees						
Postsecondary Tuition	\$ 1,728,915.26	\$ 1,794,059.18	\$ (30,429.80)	\$ 1,763,629.38	\$ 1,734,870.00	\$ 28,759.38
Secondary Tuition	1,405,802.00	1,509,341.00	-	1,509,341.00	1,500,000.00	9,341.00
Student Fees	1,132,003.04	1,220,872.95	-	1,220,872.95	1,175,343.00	45,529.95
Continuing Education	4,255.00	11,190.00	-	11,190.00	-	11,190.00
Customized Training	42,860.00	31,880.00	-	31,880.00	29,000.00	2,880.00
Total Student Tuition and Fees	4,313,835.30	4,567,343.13	(30,429.80)	4,536,913.33	4,439,213.00	97,700.33
Federal Sources						
Federal Grants	182,955.27	166,997.72	(881.00)	166,116.72	160,874.00	5,242.72
Total Federal Sources	182,955.27	166,997.72	(881.00)	166,116.72	160,874.00	5,242.72
State Sources						
State Operating Grant	2,232,597.00	2,300,788.00	-	2,300,788.00	2,300,788.00	-
Other State Sources	161,558.24	668,964.55	(536,037.55)	132,927.00	131,507.00	1,420.00
Total State Sources	2,394,155.24	2,969,752.55	(536,037.55)	2,433,715.00	2,432,295.00	1,420.00
Charges for Services						
Tech Service Income	170,728.14	113,724.20	-	113,724.20	112,500.00	1,224.20
Total Charges for Services	170,728.14	113,724.20	-	113,724.20	112,500.00	1,224.20
Other Sources						
Interest Income	25,395.52	24,973.88	-	24,973.88	20,000.00	4,973.88
Sale of Assets	3,118.88	714.50	-	714.50	1,500.00	(785.50)
Gifts and Contributions	4,000.00	56,540.00	-	56,540.00	2,000.00	54,540.00
Reimbursed Expense	179,365.12	170,810.58	-	170,810.58	147,568.00	23,242.58
Miscellaneous	68,636.74	25,890.06	-	25,890.06	58,800.00	(32,909.94)
Total Other Sources	280,516.26	278,929.02	-	278,929.02	229,868.00	49,061.02
<b>TOTAL REVENUES</b>	<b>7,342,190.21</b>	<b>8,096,746.62</b>	<b>(567,348.35)</b>	<b>7,529,398.27</b>	<b>7,374,750.00</b>	<b>154,648.27</b>

**FLINT HILLS TECHNICAL COLLEGE**  
 Emporia, Kansas  
 Schedule of Revenues, Expenditures, and Changes  
 in Unencumbered Cash - Budget and Actual  
 Current Funds - Unrestricted  
 General Fund (Regulatory Basis)  
 For the Year Ended June 30, 2020  
 With Comparative Actual Amounts for the Year Ended June 30, 2019

	Prior Year Budget Basis	Current Year				Variance Over (Under)
		Actual GAAP Basis	Adjustments Budget Basis	Actual Budget Basis	Budget	
<b>EXPENDITURES</b>						
Education and General						
Instruction	\$ 3,922,353.22	\$ 4,013,943.67	\$ -	\$ 4,013,943.67	\$ 4,142,577.00	\$ (128,633.33)
Academic Support	452,274.47	472,076.65	-	472,076.65	456,477.00	15,599.65
Student Services	680,167.00	706,570.48	-	706,570.48	706,215.00	355.48
Institutional Support	1,230,075.99	1,710,022.30	(552,231.13)	1,157,791.17	1,178,099.00	(20,307.83)
Operation and Maintenance	713,377.81	708,598.95	-	708,598.95	746,480.00	(37,881.05)
Scholarships and Awards	8,062.50	-	-	-	15,200.00	(15,200.00)
Capital Outlay	130,745.00	130,668.89	-	130,668.89	129,507.00	1,161.89
Debt Service	32,500.00	32,500.00	-	32,500.00	-	32,500.00
Operating Transfers to						
Deferred Maintenance	-	50,000.00	-	50,000.00	-	50,000.00
Federal Financial Aid	-	11,750.00	-	11,750.00	-	11,750.00
<b>TOTAL EXPENDITURES</b>	<b>7,169,555.99</b>	<b>7,836,130.94</b>	<b>(552,231.13)</b>	<b>7,283,899.81</b>	<b>7,374,555.00</b>	<b>(90,655.19)</b>
Excess of Revenues Over (Under) Expenditures	172,634.22	260,615.68	(15,117.22)	245,498.46	195.00	245,303.46
Unencumbered Cash						
Beginning of Year	1,074,316.51	1,032,264.30	214,686.43	1,246,950.73	-	1,246,950.73
End of Year	\$ 1,246,950.73	\$ 1,292,879.98	\$ 199,569.21	\$ 1,492,449.19	\$ 195.00	\$ 1,492,254.19

**FLINT HILLS TECHNICAL COLLEGE**  
 Emporia, Kansas  
 Schedule of Revenues, Expenditures, and Changes  
 in Unencumbered Cash - Budget and Actual  
 Current Funds - Unrestricted  
 Adult Education Fund (Regulatory Basis)  
 For the Year Ended June 30, 2020  
 With Comparative Actual Amounts for the Year Ended June 30, 2019

	Prior Year Budget Basis	Current Year				Variance Over (Under)
		Actual GAAP Basis	Adjustments Budget Basis	Actual Budget Basis	Budget	
<b>REVENUES</b>						
Federal Sources						
Federal Grants	\$ 74,837.00	\$ 74,610.00	\$ -	\$ 74,610.00	\$ 76,132.00	\$ (1,522.00)
State Sources						
State Grants	47,594.00	50,395.55	-	50,395.55	49,094.00	1,301.55
Local Sources						
Local Tax	101,597.00	114,764.79	(5,103.79)	109,661.00	100,484.00	9,177.00
Tuition and Fees	180.00	-	-	-	-	-
<b>TOTAL REVENUES</b>	<b>224,208.00</b>	<b>239,770.34</b>	<b>(5,103.79)</b>	<b>234,666.55</b>	<b>225,710.00</b>	<b>8,956.55</b>
<b>EXPENDITURES</b>						
Instruction	243,252.59	224,664.79	-	224,664.79	225,710.00	(1,045.21)
<b>TOTAL EXPENDITURES</b>	<b>243,252.59</b>	<b>224,664.79</b>	<b>-</b>	<b>224,664.79</b>	<b>225,710.00</b>	<b>(1,045.21)</b>
Excess of Revenues Over (Under) Expenditures	(19,044.59)	15,105.55	(5,103.79)	10,001.76	-	10,001.76
<b>Unencumbered Cash</b>						
Beginning of Year	198,148.09	179,103.50	-	179,103.50	-	179,103.50
End of Year	\$ 179,103.50	\$ 194,209.05	\$ (5,103.79)	\$ 189,105.26	\$ -	\$ 189,105.26

**FLINT HILLS TECHNICAL COLLEGE**  
 Emporia, Kansas  
 Schedule of Revenues, Expenditures, and Changes  
 in Unencumbered Cash - Budget and Actual  
 Current Funds - Unrestricted  
 Auxiliary Enterprise Fund (Regulatory Basis)  
 For the Year Ended June 30, 2020  
 With Comparative Actual Amounts for the Year Ended June 30, 2019

	Prior Year	Current Year					Variance Under (Over)
	Total Auxiliary Enterprise Fund Budget Basis	Bookstore GAAP	Total Auxiliary Enterprise Fund GAAP	Adjustments To Budget Basis	Total Auxiliary Enterprise Fund Budget Basis	Final Budget	
<b>REVENUES</b>							
Sales and Services of Auxiliary Enterprises	\$ 106,890.08	\$ 101,686.40	\$ 101,686.40	\$ -	\$ 101,686.40	\$ 110,000.00	\$ (8,313.60)
<b>TOTAL REVENUES</b>	<b>106,890.08</b>	<b>101,686.40</b>	<b>101,686.40</b>	<b>-</b>	<b>101,686.40</b>	<b>110,000.00</b>	<b>(8,313.60)</b>
<b>EXPENDITURES</b>							
Auxiliary Enterprise Salaries and Benefits	9,904.15	4,353.23	4,353.23	-	4,353.23	10,192.00	(5,838.77)
General Operating Expense	103,040.21	90,687.47	90,687.47	(22,736.61)	67,950.86	100,000.00	(32,049.14)
<b>TOTAL EXPENDITURES</b>	<b>112,944.36</b>	<b>95,040.70</b>	<b>95,040.70</b>	<b>(22,736.61)</b>	<b>72,304.09</b>	<b>110,192.00</b>	<b>(37,887.91)</b>
Excess of Revenues Over (Under) Expenditures and Other Additions (Deductions)	(6,054.28)	6,645.70	6,645.70	22,736.61	29,382.31	(192.00)	29,574.31
Unencumbered Cash Beginning of Year	179,929.10	218,066.41	218,066.41	(44,191.59)	173,874.82	-	173,874.82
End of Year	\$ 173,874.82	\$ 224,712.11	\$ 224,712.11	\$ (21,454.98)	\$ 203,257.13	\$ (192.00)	\$ 203,449.13

**FLINT HILLS TECHNICAL COLLEGE**  
Emporia, Kansas  
Schedule of Changes in Assets and Liabilities  
All Agency Funds - Primary Institution  
For the Year Ended June 30, 2020

ACCOUNT NAME	Primary Institution			BALANCE JUNE 30, 2020
	BALANCE JUNE 30, 2019	ADDITIONS	DEDUCTIONS	
<b>AGENCY FUND</b>				
Student Organization Accounts				
Student Senate	\$ 2,759.44	\$ 4,088.91	\$ 2,318.09	\$ 4,530.26
Automotive Tech	4,021.98	407.40	64.00	4,365.38
Phi Beta Lamda	1,370.68	32.00	-	1,402.68
Machine Tool Technology	5.67	60.00	-	65.67
Industrial Main	243.92	485.25	638.92	90.25
Christian Connection	51.75	-	-	51.75
Culinary Arts	2,471.33	15.00	266.15	2,220.18
Dental Assistant	2,106.14	6,457.27	5,006.29	3,557.12
Graphic Arts	631.82	2,770.50	819.80	2,582.52
Nursing - HOSA	9,305.02	4,279.50	5,866.90	7,717.62
VICA General Fund	664.52	-	-	664.52
Paramedic/EMS	326.80	360.00	207.54	479.26
Hygiene	3,104.56	11,052.21	7,462.37	6,694.40
Welding	1,248.44	401.78	-	1,650.22
HALO	1,332.79	-	-	1,332.79
SYOB	279.60	-	-	279.60
<b>Total Student Organizations</b>	<u>29,924.46</u>	<u>30,409.82</u>	<u>22,650.06</u>	<u>37,684.22</u>
<b>TOTAL AGENCY FUNDS</b>	<u>\$ 29,924.46</u>	<u>\$ 30,409.82</u>	<u>\$ 22,650.06</u>	<u>\$ 37,684.22</u>
<b>Assets</b>				
Cash and Investments	\$ 29,924.46	\$ 30,409.82	\$ 22,650.06	\$ 37,684.22
<b>TOTAL ASSETS</b>	<u>\$ 29,924.46</u>	<u>\$ 30,409.82</u>	<u>\$ 22,650.06</u>	<u>\$ 37,684.22</u>
<b>Liabilities</b>				
Accounts Payable	\$ -	\$ -	\$ -	\$ -
Deposits Held For Others	29,924.46	30,409.82	22,650.06	37,684.22
<b>TOTAL LIABILITIES</b>	<u>\$ 29,924.46</u>	<u>\$ 30,409.82</u>	<u>\$ 22,650.06</u>	<u>\$ 37,684.22</u>



**FLINT HILLS TECHNICAL COLLEGE  
EMPORIA, KANSAS**

**FEDERAL COMPLIANCE SECTION**

For the Year Ended June 30, 2020

EIN NUMBER: 52-2441491  
OPE ID NUMBER: 00526400  
DUNS NUMBER: 791539708

COMPLIANCE ATTESTATION EXAMINATION  
INCLUDING TITLE IV STUDENT FINANCIAL ASSISTANCE PROGRAMS

EMPORIA, KANSAS  
TOPEKA, KANSAS

FEDERAL PELL GRANT PROGRAM (PELL) (84.063)  
FEDERAL SUPPLEMENTAL EDUCATIONAL OPPORTUNITY GRANTS (FSEOG) (84.007)  
FEDERAL WORK-STUDY PROGRAM (FWS) (84.033)  
FEDERAL DIRECT STUDENT LOANS (DIRECT LOAN) (84.268)

**AUDITOR INFORMATION SHEET**

**FLINT HILLS TECHNICAL COLLEGE**

3301 W. 18<sup>TH</sup> Ave.  
Emporia, Kansas 66801

EIN NUMBER: 52-2441491  
OPE ID NUMBER: 00526400  
DUNS NUMBER: 791539708

TELEPHONE: (620) 343-4600  
FAX: (620) 343-4610

PRESIDENT: Dr. Dean Hollenbeck  
CONTACT PERSON & TITLE: Nancy Thompson, Vice President of Business Services

LEAD AUDITOR: Neil L. Phillips, CPA  
EMAIL ADDRESS: nphillips@jgppa.com  
LICENSE NUMBER & HOME STATE: 3689 KS  
FIRM'S NAME & ADDRESS: JARRED, GILMORE & PHILLIPS, PA  
Certified Public Accountants  
1815 S. Santa Fe  
P.O. Box 779  
Chanute, Kansas 66720

FIRM'S FEDERAL ID NUMBER: 20-3906022  
TELEPHONE: (620) 431-6342  
FAX: (620) 431-0724

PROGRAMS EXAMINED:	PELL	84.063
	FSEOG	84.007
	FWS	84.033
	DIRECT LOAN	84.268

For the Award Year that ended during the institution's fiscal year, the percentage of:

Correspondence or telecommunication courses to total courses	NONE
Regular students enrolled in correspondence courses	NONE
Regular students that are incarcerated	NONE
Regular students enrolled based on ability to benefit	NONE
For short term programs—	
Completion	N/A
Placement	N/A

The campuses/locations considered as part of this entity and covered or excluded by this examination are:

ALL LOCATIONS	> 50% OF PROGRAM OFFERED @ SITE	LOCATION ON ELIGIBILITY LETTER	NOTICE TO ED PRIOR TO OFFERING INSTRUCTION	DATE OPENED	DATE CLOSED	DATE OF CPA'S LAST VISIT	EXCLUSION REASON
Emporia, KS	Yes	Yes	Yes	1999	N/A	2020	N/A
Topeka, KS	No	Yes	Yes	2014	N/A	2020	N/A

Institution's Primary Accrediting Organization: North Central Association of Colleges and Schools

The College does not use a servicer.

Records for the accounting and administration of the SFA Programs are located at:

FLINT HILLS TECHNICAL COLLEGE  
 3301 W 18<sup>TH</sup> AVE  
 EMPORIA, KANSAS 66801

For Close-Out Examination only: N/A

**FLINT HILLS TECHNICAL COLLEGE**  
Emporia, Kansas  
Schedule of Expenditures of Federal Awards  
For the Year Ended June 30, 2020

FEDERAL GRANTOR/ PASS THROUGH GRANTOR/ PROGRAM TITLE	Pass-Through Entity Identifying Number	Federal CFDA Number	Passed Through to Subrecipients	Disbursements/ Expenditures
<b><u>U.S. DEPARTMENT OF EDUCATION</u></b>				
Direct Programs				
Student Financial Assistance Programs Cluster				
Federal Supplemental Education Opportunity	N/A	84.007	\$ -	\$ 35,250.00
Federal Supplemental Education - Admin	N/A	84.007	-	881.00
		Total 84.007	-	36,131.00
Federal College Work-Study	N/A	84.033	-	28,706.00
Federal Pell Grant	N/A	84.063	-	981,891.00
Federal Pell Grant - Admin	N/A	84.063	-	1,610.00
		Total 84.063	-	983,501.00
Federal Direct Student Loans	N/A	84.268	-	(1) 1,245,978.00
			-	2,294,316.00
Total Student Financial Assistance Programs Cluster				
Higher Education Emergency Relief Fund - Student Portion	N/A	84.425E	-	153,252.00
Higher Education Emergency Relief Fund - Institution Portion	N/A	84.425F	-	153,235.55
		Total 84.425	-	306,487.55
Passed through the Kansas Board of Regents				
Adult Basic Education Program	V002A150017	84.002	-	74,610.00
Carl Perkins Vocational Education Grants:				
Program Improvement	V048A180016	84.048	-	161,600.00
Implement V	V048A180016	84.048	-	3,481.72
		Total 84.048	-	165,081.72
Total U.S. Department of Education				
			-	2,840,495.27
<b><u>U.S. DEPARTMENT OF HOMELAND SECURITY</u></b>				
Passed through the State of Kansas, Department of Emergency Management				
Disaster Grants - Public Assistance				
(Presidentially Declared Disaster)	FEMA Disaster #4504	97.036	-	17,193.99
Total U.S. Department of Homeland Security				
			-	17,193.99
<b><u>U.S. DEPARTMENT OF THE TREASURY</u></b>				
Passed through Kansas Board of Regents				
Coronavirus Relief Fund	SLT0028	21.019	-	10,648.12
Passed through Lyon County, Kansas				
Coronavirus Relief Fund	SLT0028	21.019	-	8,616.42
		Total 21.019	-	19,264.54
Total U.S. Department of the Treasury				
			-	19,264.54
FEDERAL ASSISTANCE TOTALS			\$ -	\$ 2,876,953.80

**NOTE A -- BASIS OF PRESENTATION**

This schedule has been prepared in accordance with accounting principles generally accepted in the United States of America. Revenues are recorded when earned. Expenditures are recorded when goods or services are received.

**NOTE B --INDIRECT COST RATE**

Flint Hills Technical College did not elect to use the 10% de minimis cost rate.

(1) These are subsidized and unsubsidized loans to students and parents at the College and are not included in the College's revenues and expenditures.

**JARRED, GILMORE & PHILLIPS, PA**  
CERTIFIED PUBLIC ACCOUNTANTS

**INDEPENDENT AUDITORS' REPORT ON INTERNAL CONTROL OVER  
FINANCIAL REPORTING AND ON COMPLIANCE AND OTHER MATTERS BASED ON AN  
AUDIT OF FINANCIAL STATEMENTS PERFORMED IN ACCORDANCE WITH GOVERNMENT  
AUDITING STANDARDS**

Board of Trustees  
Flint Hills Technical College  
Emporia, Kansas

We have audited, in accordance with the auditing standards generally accepted in the United States of America and the standards applicable to financial audits contained in *Government Auditing Standards* issued by the Comptroller General of the United States, the financial statements of the Flint Hills Technical College, as of and for the year ended June 30, 2020, and the related notes to the financial statements, which collectively comprise the Flint Hills Technical College's basic financial statements and have issued our report thereon dated February 12, 2021.

**Internal Control over Financial Reporting**

In planning and performing our audit of the financial statements, we considered the Flint Hills Technical College's internal control over financial reporting (internal control) to determine the audit procedures that are appropriate in the circumstances for the purpose of expressing our opinions on the financial statements, but not for the purpose of expressing an opinion on the effectiveness of the Flint Hills Technical College's internal control. Accordingly, we do not express an opinion on the effectiveness of the Flint Hills Technical College's internal control.

A *deficiency in internal control* exists when the design or operation of a control does not allow management or employees, in the normal course of performing their assigned functions, to prevent, or detect and correct, misstatements on a timely basis. A *material weakness* is a deficiency, or a combination of deficiencies, in internal control, such that there is a reasonable possibility that a material misstatement of the College's financial statements will not be prevented, or detected and corrected, on a timely basis. A *significant deficiency* is a deficiency, or a combination of deficiencies, in internal control that is less severe than a material weakness, yet important enough to merit attention by those charged with governance.

Our consideration of internal control was for the limited purpose described in the first paragraph of this section and was not designed to identify all deficiencies in internal control that might be material weaknesses or significant deficiencies. Given these limitations, during our audit we did not identify any deficiencies in internal control that we consider to be material weaknesses. However, material weaknesses may exist that have not been identified.

**Compliance and Other Matters**

As part of obtaining reasonable assurance about whether the Flint Hills Technical College's financial statements are free from material misstatement, we performed tests of its compliance with certain provisions of laws, regulations, contracts, and grant agreements, noncompliance with which could have a direct and material effect on the determination of financial statement amounts. However, providing an opinion on compliance with those provisions was not an objective of our audit, and accordingly, we do not express such an opinion. The results of our tests disclosed no instances of noncompliance or other matters that are required to be reported under *Government Auditing Standards*.

**Purpose of this Report**

The purpose of this report is solely to describe the scope of our testing of internal control and compliance and the results of that testing, and not to provide an opinion on the effectiveness of the College's internal control or on compliance. This report is an integral part of an audit performed in accordance with *Government Auditing Standards* in considering the College's internal control and compliance. Accordingly, this communication is not suitable for any other purpose.



JARRED, GILMORE & PHILLIPS, PA  
Certified Public Accountants

Chanute, Kansas  
February 12, 2021

**JARRED, GILMORE & PHILLIPS, PA**  
CERTIFIED PUBLIC ACCOUNTANTS

**INDEPENDENT AUDITORS' REPORT ON COMPLIANCE FOR EACH  
MAJOR PROGRAM AND ON INTERNAL CONTROL OVER COMPLIANCE  
REQUIRED BY THE UNIFORM GUIDANCE**

Board of Trustees  
Flint Hills Technical College  
Emporia, Kansas

**Report on Compliance for Each Major Federal Program**

We have audited the Flint Hills Technical College's compliance with the types of compliance requirements described in the OMB Compliance Supplement that could have direct and material effect on each of the Flint Hills Technical College's major federal programs for the year ended June 30, 2020. Flint Hills Technical College's major federal programs are identified in the summary of auditors' results section of the accompanying schedule of findings and questioned costs.

***Management's Responsibility***

Management is responsible for compliance with federal statutes, regulations, and the terms and conditions of its federal awards applicable to its federal programs.

***Auditors' Responsibility***

Our responsibility is to express an opinion on compliance for each of the Flint Hills Technical College's major federal programs based on our audit of the types of compliance requirements referred to above. We conducted our audit of compliance in accordance with auditing standards generally accepted in the United States of America; the standards applicable to financial audits contained in *Government Auditing Standards*, issued by the Comptroller General of the United States; and the audit requirements of Title 2 *U.S. Code of Federal Regulations* Part 200, *Uniform Administrative Requirements, Cost Principles, and Audit Requirements for Federal Awards* (Uniform Guidance). Those standards and the Uniform Guidance require that we plan and perform the audit to obtain reasonable assurance about whether noncompliance with the types of compliance requirements referred to above that could have a direct and material effect on a major federal program occurred. An audit includes examining, on a test basis, evidence about the Flint Hills Technical College's compliance with those requirements and performing such other procedures as we considered necessary in the circumstances.

We believe that our audit provides a reasonable basis for our qualified and unmodified opinions on compliance for major federal programs. However, our audit does not provide a legal determination of the Flint Hills Technical College's compliance.

***Basis for Qualified Opinion on the Student Financial Aid Cluster***

As described in the accompanying schedule of findings and questioned costs, the Flint Hills Technical College did not comply with requirements regarding the 84.063, 84.268, 84.007 and 84.033 Student Financial Aid Cluster as described in finding numbers 2020-001 for Special Tests and Provisions. Compliance with such requirements is necessary, in our opinion, for the Flint Hills Technical College to comply with the requirements applicable to that program.

***Qualified Opinion on Student Financial Aid Cluster***

In our opinion, except for the noncompliance described in the Basis for Qualified Opinion paragraph, the Flint Hills Technical College complied, in all material respects, with the types of compliance requirements referred to above that could have a direct and material effect on Student Financial Aid Cluster for the year ended June 30, 2020.

### ***Unmodified Opinion on Each of the Other Major Federal Programs***

In our opinion, the Flint Hills Technical College complied, in all material respects, with the types of compliance requirements referred to above that could have a direct and material effect on each of its other major federal programs identified in the summary of auditor's results section of the accompanying schedule of findings and questioned costs for the year ended June 30, 2020.

### ***Other Matters***

Flint Hills Technical College's response to the noncompliance findings identified in our audit is described in the accompanying schedule of findings and questioned costs. Flint Hills Technical College's response was not subjected to the auditing procedures applied in the audit of compliance and, accordingly, we express no opinion on the response.

### ***Report on Internal Control over Compliance***

Management of the Flint Hills Technical College, is responsible for establishing and maintaining effective internal control over compliance with the types of compliance requirements referred to above. In planning and performing our audit of compliance, we considered the Flint Hills Technical College's internal control over compliance with the types of requirements that could have a direct and material effect on each major federal program to determine the auditing procedures that are appropriate in the circumstances for the purpose of expressing an opinion on compliance for each major federal program and to test and report on internal control over compliance in accordance with the Uniform Guidance, but not for the purpose of expressing an opinion on the effectiveness of internal control over compliance. Accordingly, we do not express an opinion on the effectiveness of the Flint Hills Technical College's internal control over compliance.

Our consideration of internal control over compliance was for the limited purpose described in the preceding paragraph and was not designed to identify all deficiencies in internal control over compliance that might be material weaknesses or significant deficiencies and therefore, material weaknesses or significant deficiencies may exist that have not been identified. However, as discussed below, we did identify certain deficiencies in internal control over compliance that we consider to be material weaknesses and significant deficiencies.

*A deficiency in internal control over compliance* exists when the design or operation of a control over compliance does not allow management or employees, in the normal course of performing their assigned functions, to prevent, or detect and correct, noncompliance with a type of compliance requirement of a federal program on a timely basis. *A material weakness in internal control over compliance* is a deficiency, or a combination of deficiencies, in internal control over compliance, such that there is a reasonable possibility that material noncompliance with a type of compliance requirement of a federal program will not be prevented, or detected and corrected, on a timely basis. We consider the deficiencies in internal control over compliance described in the accompanying schedule of findings and questioned costs as items 2020-001 to be material weaknesses.

*A significant deficiency in internal control over compliance* is a deficiency, or a combination of deficiencies, in internal control over compliance with a type of compliance requirement of a federal program that is less severe than a material weakness in internal control over compliance, yet important enough to merit attention by those charged with governance.

Flint Hills Technical College's response to the internal control over compliance findings identified in our audit is described in the accompanying schedule of findings and questioned costs. Flint Hills Technical College's response was not subjected to the auditing procedures applied in the audit of compliance and, accordingly, we express no opinion on the response.



**Purpose of this Report**

The purpose of this report on internal control over compliance is solely to describe the scope of our testing of internal control over compliance and the results of that testing based on the requirements of the Uniform Guidance. Accordingly, this report is not suitable for any other purpose.



JARRED, GILMORE & PHILLIPS, PA  
Certified Public Accountants

Chanute, Kansas  
February 12, 2021

**FLINT HILLS TECHNICAL COLLEGE**  
Emporia, Kansas

Schedule of Findings and Questioned Costs  
For the Year Ended June 30, 2020

**I. SUMMARY OF AUDITORS' RESULTS**

**Financial Statements:**

The auditors' report expresses an unmodified opinion on the basic financial statements of Flint Hills Technical College.

**Internal Control over Financial Reporting:**

Material weakness(es) identified?	_____	Yes	_____	X	No
Significant deficiency(ies) identified?	_____	Yes	_____	X	None Reported
Noncompliance or other matters required to be reported under <i>Government Auditing Standards</i>	_____	Yes	_____	X	No

**Federal Awards:**

Internal control over major programs:					
Material weakness(es) identified?	_____	X	Yes	_____	No
Significant deficiency(ies) identified?	_____	Yes	_____	X	None Reported

The auditors' report on compliance for the major federal award programs for Flint Hills Technical College expresses a modified opinion.

Any audit findings disclosed that are required to be reported in accordance with 2 CFR 200.516(a)?	_____	X	Yes	_____	No
--	-------	---	-----	-------	----

Identification of major programs:

**U.S. DEPARTMENT OF EDUCATION**

- Student Financial Aid Cluster
  - Federal Pell Grant Program – CFDA No. 84.063
  - Federal Supplemental Educational Opportunity Grant – CFDA No. 84.007
  - Federal College Work-Study Program – CFDA No. 84.033
  - Federal Direct Student Loans – CFDA No. 84.268

The threshold for distinguishing Types A and B programs was \$750,000.00.

Auditee qualified as a low risk auditee?	_____	X	Yes	_____	No
--	-------	---	-----	-------	----

**II. FINANCIAL STATEMENT FINDINGS**

NONE

**FLINT HILLS TECHNICAL COLLEGE**  
Emporia, Kansas

Schedule of Findings and Questioned Costs  
For the Year Ended June 30, 2020

**III. FEDERAL AWARD FINDINGS AND QUESTIONED COSTS**

**Finding: 2020-001** – Special Tests and Provisions - Verification

*Information of Federal Program:*

Student Financial Aid Cluster

Federal Pell Grant Program – CFDA No. 84.063

Federal Direct Student Loans – CFDA No. 84.268

Federal Supplemental Educational Opportunity Grant – CFDA No. 84.007

Federal Work-Study Program – CFDA No. 84.033

*Criteria:*

Written policies and procedures are required to be established that incorporate the provisions of 34 CFR sections 668.51 through 668.61 for verifying applicant information. The College shall require each applicant whose application is selected by the central processor, based on edits specified by ED, to verify the information specified in 34 CFR section 668.56.

*Condition:*

During our testing of the verification process, it was noted that Flint Hills Technical College's internal controls over verification broke down due to the lack of staffing. Three (3) of forty (40) files tested, the College had incorrectly calculated the adjusted gross income when it was determined that a household split had occurred subsequent to the completion of the tax return obtained for the Free Application for Federal Student Aid (FASFA) data.

*Effect:*

The deficiencies in the design and operation of the internal controls in this area could result in the improper awarding of financial aid.

*Cause:*

The College did not have proper training procedures in place that allowed for the verification of all files identified by the central processor.

*Recommendation:*

Policies and procedures should be written to provide additional training and oversight of staff. We recommend the College establish an oversight process for employees that includes additional controls over the verification process.

*Views of responsible officials and planned corrective action:*

See the Corrective Action Plan on page 46 of the current year audit.

**FLINT HILLS TECHNICAL COLLEGE**  
Emporia, Kansas

Schedule of Resolution of Prior Year's Audit Findings and Questioned Costs  
For the Year Ended June 30, 2020

---

---

None

# CORRECTIVE ACTION PLAN

Schedule 11

February 12, 2021

Cognizant or Oversight Agency for Audit

Flint Hills Technical College respectfully submits the following corrective action plan for the year ended June 30, 2020.

Name and address of independent public accounting firm: Jarred, Gilmore & Phillips, PA, P.O. Box 779, 1815 S Santa Fe, Chanute, Kansas 66720.

Audit period: Year ended June 30, 2020.

The findings from the February 12, 2021 schedule of findings and questioned costs are discussed below. The findings are numbered consistently with the numbers assigned in the schedule.

**Finding: 2020-001** – Special Tests and Provisions – Verification

*Condition:* During our testing of the verification process, it was noted that Flint Hills Technical College's internal controls over verification broke down due to the lack of staffing. Three (3) of forty (40) files tested, the College had incorrectly calculated the adjusted gross income when it was determined that a household split had occurred subsequent to the completion of the tax return obtained for the Free Application for Federal Student Aid (FASFA) data.

*Recommendation:* Policies and procedures should be written to provide additional training and oversight of staff. We recommend the College establish an oversight process for employees that includes additional controls over the verification process.

*Views of responsible officials and planned corrective action:* Since year end, college has reviewed and updated the 19-20 Financial Aid Policy and Procedure manual to clarify the verification processes and what is needed for documentation for the student's file.

Verification process was evaluated and the Verification Checklist was developed to verify the FAFSA data elements and to review any changes made by the original verification reviewer and to ensure changes are made appropriately in the PF's System.

All financial aid employees will review each student file to ensure accuracy. Staff will continue to utilize worksheets to verify and validate the correct # in household and # in college. If on the verification worksheet(s) the # in household or # in college is different than what was reported, if there is reason to doubt the information or if conflicting information exists the student/parent will be contacted to verify and validate the correct information.

Professional Development Plan developed for employees who are verifying files will include review of AVG guide and FSA Volume 1 for each new award year. FSA e-Training webinars will also be utilized for all new and existing employees.

If the Oversight Agency for Audit has questions regarding this plan, please call Nancy Thompson, Vice President of Business Services at (620)341-1304.

Sincerely,

*Flint Hills Technical College*

Flint Hills Technical College