CITY OF HOLCOMB, KANSAS

REGULATORY BASIS FINANCIAL STATEMENT

FOR THE YEAR ENDED DECEMBER 31, 2024

CITY OF HOLCOMB, KANSAS

REGULATORY BASIS FINANCIAL STATEMENT

FOR THE YEAR ENDED DECEMBER 31, 2024

TABLE OF CONTENTS

INTRODUCTORY SECTION

Title Page
Table of Contents

FINANCIAL SECTION

Independent Auditor's Report 1-3

STATEMENT 1
Summary Statement of Receipts, Expenditures and Unencumbered Cash 4

Notes to the Financial Statement 5-12

REGULATORY REQUIRED SUPPLEMENTARY INFORMATION

SCHEDULE 1
Summary of Expenditures - Actual and Budget 14

SCHEDULE 2
Schedule of Receipts and Expenditures -

General Fund 15-16
Police Fund 17
Fire Fund 18
Special Highway Fund 19
Special Park Fund 20
Equipment Reserve Fund 21
Capital Improvement Reserve Fund 22
Health Insurance Reserve Fund 23
Asset Forfeiture Fund 24
American Rescue Plan Act (ARPA) Fund 25
Community Park Day Fund 26
DARE Program Fund 27
Bond and Interest Fund 28
Water Utility Fund 29
Sewer Utility Fund 30
Water Depreciation Reserve Fund 31
Sewer Reserve Fund 32
Customer Deposits Fund 33
Solid Waste Utility Fund 34
Storm Sewer Utility Fund 35

OTHER INFORMATION

Graphs 37-39

LEWIS, HOOPER & DICK LLC
certified public accountants

INDEPENDENT AUDITOR'S REPORT

The Honorable Mayor and City Council Members
City of Holcomb, Kansas

Report on the Audit of the Financial Statement

Opinions

We have audited the regulatory basis fund summary statement of receipts, expenditures and unencumbered cash of the City of Holcomb, Kansas (the City), a municipality, as of and for the year ended December 31, 2024, and the related notes to the financial statement.

Unmodified Opinion on Regulatory Basis of Accounting
In our opinion, the accompanying financial statement presents fairly, in all material respects, the aggregate cash and unencumbered cash balance of the City as of December 31, 2024, and the aggregate receipts and expenditures for the year then ended in accordance with the basis of accounting practices prescribed or permitted by the State of Kansas to demonstrate compliance with the *Kansas Municipal Audit and Accounting Guide's (KMAAG)* regulatory basis of accounting and budget laws as described in Note 1.

Adverse Opinion on U.S. Generally Accepted Accounting Principles
In our opinion, because of the significance of the matter discussed in the Basis for Adverse Opinion on U.S. Generally Accepted Accounting Principles section of our report, the accompanying financial statement referred to above does not present fairly, in accordance with accounting principles generally accepted in the United States of America, the financial position of each fund of the City as of December 31, 2024, or changes in net position and cash flows thereof for the year then ended.

Basis for Opinions

We conducted our audit in accordance with auditing standards generally accepted in the United States of America (GAAS) and the *KMAAG*. Our responsibilities under those standards are further described in the Auditor's Responsibilities for the Audit of the Financial Statement section of our report. We are required to be independent of the City, and to meet our other ethical responsibilities, in accordance with the relevant ethical requirements relating to our audit. We believe that the audit evidence we have obtained is sufficient and appropriate to provide a basis for our audit opinions.

Basis for Adverse Opinion on U.S. Generally Accepted Accounting Principles
As described in Note 1 of the financial statement, the financial statement is prepared by the City on the basis of accounting practices prescribed or permitted by the State of Kansas to demonstrate compliance with the *KMAAG*'s regulatory basis of accounting and budget laws, which is a basis of accounting other than accounting principles generally accepted in the United States of America. The effects on the financial statement of the variances between the regulatory basis of accounting described in Note 1 and accounting principles generally accepted in the United States of America, although not reasonably determinable, are presumed to be material and pervasive.

Responsibilities of Management for the Financial Statement

Management is responsible for the preparation and fair presentation of the financial statement in accordance with the accounting practices prescribed or permitted by the State of Kansas to demonstrate compliance with the *KMAAG*'s regulatory basis of accounting and budget laws. Management is also responsible for the design, implementation and maintenance of internal control relevant to the preparation and fair presentation of a financial statement that is free from material misstatement, whether due to fraud or error.

Auditor's Responsibilities for the Audit of the Financial Statement

Our objectives are to obtain reasonable assurance about whether the financial statement as a whole is free from material misstatement, whether due to fraud or error, and to issue an auditor's report that includes our opinions. Reasonable assurance is a high level of assurance but is not absolute assurance and therefore is not a guarantee that an audit conducted in accordance with GAAS and the *KMAAG* will always detect a material misstatement when it exists. The risk of not detecting a material misstatement resulting from fraud is higher than for one resulting from error, as fraud may involve collusion, forgery, intentional omissions, misrepresentations, or the override of internal control. Misstatements are considered material if there is a substantial likelihood that, individually or in the aggregate, they would influence the judgment made by a reasonable user based on the financial statement.

In performing an audit in accordance with GAAS and the *KMAAG*, we:

- Exercise professional judgment and maintain professional skepticism throughout the audit.
- Identify and assess the risks of material misstatement of the financial statement, whether due to fraud or error, and design and perform audit procedures responsive to those risks. Such procedures include examining, on a test basis, evidence regarding the amounts and disclosures in the financial statement.
- Obtain an understanding of internal control relevant to the audit in order to design audit procedures that are appropriate in the circumstances, but not for the purpose of expressing an opinion on the effectiveness of the City's internal control. Accordingly, no such opinion is expressed.
- Evaluate the appropriateness of accounting policies used and the reasonableness of significant accounting estimates made by management, as well as evaluate the overall presentation of the financial statement.
- Conclude whether, in our judgment, there are conditions or events, considered in the aggregate, that raise substantial doubt about the City's ability to continue as a going concern for a reasonable period of time.

We are required to communicate with those charged with governance regarding, among other matters, the planned scope and timing of the audit, significant audit findings, and certain internal control-related matters that we identified during the audit.

Supplementary Information

Our audit was conducted for the purpose of forming an opinion on the regulatory basis fund summary statement of receipts, expenditures and unencumbered cash (the financial statement) as a whole. The regulatory basis summary of expenditures - actual and budget, and the regulatory basis individual fund schedules of receipts and expenditures (Schedules 1 and 2 as listed in the table of contents) are presented for purposes of additional analysis and are not a required part of the financial statement; however, they are required to be presented under the provisions of the *KMAAG*. Such information is the responsibility of management and was derived from and relates directly to the underlying accounting and other records used to prepare the financial statement. The supplementary information has been subjected to the auditing procedures applied in the audit of the financial statement and certain additional procedures, including comparing and reconciling such information directly to the underlying accounting

and other records used to prepare the financial statement or to the financial statement itself, and other additional procedures in accordance with GAAS and the *KMAAG*. In our opinion, the accompanying supplementary information is fairly stated in all material respects in relation to the financial statement as a whole, on the basis of accounting described in Note 1.

We also previously audited, in accordance with GAAS and the *KMAAG*, the financial statement of the City as of and for the year ended December 31, 2023, (not presented herein), and have issued our report thereon dated April 1, 2024, which contained an unmodified opinion on the financial statement. The 2023 financial statement and our accompanying report are not presented herein, but are available in electronic form from the web site of the Kansas Department of Administration at the following link: https://admin.ks.gov/offices/accounts-reports/local-government/municipal-services/municipal-audits. The 2023 actual column (2023 comparative information) presented in the individual fund schedules of regulatory basis receipts and expenditures for the year ended December 31, 2024, (Schedule 2 as listed in the table of contents) is presented for purposes of additional analysis and is not a required part of the financial statement. Such 2023 comparative information is the responsibility of management and was derived from and relates directly to the underlying accounting and other records used to prepare the 2023 financial statement. The 2023 comparative information was subjected to the auditing procedures applied in the audit of the 2023 financial statement and certain additional procedures, including comparing and reconciling such information directly to the underlying accounting and other records used to prepare the 2023 financial statement or to the 2023 financial statement itself, and other additional procedures in accordance with GAAS and the *KMAAG*. In our opinion, the 2023 comparative information is fairly stated in all material respects in relation to the financial statement as a whole for the year ended December 31, 2023, on the basis of accounting described in Note 1.

Other Information

Management is responsible for the other information included in the financial statement. The other information comprises the other information section (Graphs as listed in the table of contents) but does not include the financial statement and our auditor's report thereon. Our opinions on the financial statement do not cover the other information, and we do not express an opinion or any form of assurance thereon.

In connection with our audit of the financial statement, our responsibility is to read the other information and consider whether a material inconsistency exists between the other information and the financial statement, or the other information otherwise appears to be materially misstated. If, based on the work performed, we conclude that an uncorrected material misstatement of the other information exists, we are required to describe it in our report.

Lewis, Hooper & Dick, LLC

LEWIS, HOOPER & DICK, LLC

April 15, 2025

CITY OF HOLCOMB, KANSAS
Summary Statement of Receipts, Expenditures and Unencumbered Cash
Regulatory Basis
For the Year Ended December 31, 2024

Fund	Unencumbered Cash 01/01/24	Receipts	Expenditures	Unencumbered Cash 12/31/24	Add Payables and Encumbrances	Treasurer's Cash 12/31/24
General	$ 1,396,690	$ 1,442,825	$ 1,303,302	$ 1,536,213	$ 10,398	$ 1,546,611
Special Purpose Funds:						
Police	107,988	255,995	252,977	111,006	12,027	123,033
Fire	120,670	35,392	74,602	81,460	1,177	82,637
Special Highway	882,321	284,845	127,004	1,040,162	3,525	1,043,687
Special Park	23,944	3,100	6,157	20,887	453	21,340
Equipment Reserve	531,894	25,000	197,815	359,079	-	359,079
Capital Improvement Reserve	1,981,785	-	159,817	1,821,968	-	1,821,968
Health Insurance Reserve	149,500	20,000	-	169,500	-	169,500
Asset Forfeiture	-	164	-	164	-	164
American Rescue Plan Act (ARPA)	4,137	-	4,137	-	-	-
Community Park Day	-	9,950	5,228	4,722	-	4,722
DARE Program	3,044	-	111	2,933	-	2,933
Total Special Purpose Funds	3,805,283	634,446	827,848	3,611,881	17,182	3,629,063
Bond and Interest	6,164	16	6,180	-	-	-
Business Funds:						
Water Utility	242,458	298,412	252,375	288,495	7,697	296,192
Sewer Utility	62,659	202,122	192,953	71,828	3,820	75,648
Water Depreciation Reserve	1,221,517	532,705	36,935	1,717,287	9,878	1,727,165
Sewer Reserve	114,797	10,000	-	124,797	-	124,797
Customer Deposits	17,330	4,887	5,594	16,623	-	16,623
Solid Waste Utility	209,383	189,838	188,767	210,454	6,586	217,040
Storm Sewer Utility	127,790	15,100	720	142,170	-	142,170
Total Business Funds	1,995,934	1,253,064	677,344	2,571,654	27,981	2,599,635
Total Reporting Entity (memorandum only)	$ 7,204,071	$ 3,330,351	$ 2,814,674	$ 7,719,748	$ 55,561	$ 7,775,309

Composition of Cash:		
Equity Bank:		
Demand deposits	$ 134,117	
Less outstanding warrants	(6,274)	
Plus deposits in transit	59,969	
Total cash in bank		$ 187,812
Repurchase agreements		6,922,497
Certificates of deposit		665,000
Total cash and investments		$ 7,775,309

The accompanying Notes to the Financial Statement are an integral part of this statement.

CITY OF HOLCOMB, KANSAS
Notes to the Financial Statement
For the Year Ended December 31, 2024

1. Summary of significant accounting policies

The City of Holcomb, Kansas, (the City), was incorporated under the provisions of the State of Kansas. The City operates under a mayor-council form of government and provides the following services as authorized by its charter: public safety (police and fire), streets, sanitation, health and social services, cultural activities, public improvements, planning and zoning and general administrative services. Other services include utility operations.

A. Financial reporting entity

The City is a municipal corporation governed by an elected five-member council and a mayor. This financial statement presents the City of Holcomb, Kansas, (the municipality), and its related municipal entities. The related municipal entities are included in the City's reporting entity because they were established to benefit the City and/or its constituents.

The City has no organizations, functions or activities which are considered related municipal entities of the City.

B. Regulatory basis of accounting and departure from accounting principles generally accepted in the United States of America

The *Kansas Municipal Audit and Accounting Guide (KMAAG)* regulatory basis of accounting involves the recognition of cash, cash equivalents, marketable investments, and certain accounts payable and encumbrance obligations to arrive at a net unencumbered cash and investments balance on a regulatory basis for each fund, and the reporting of changes in unencumbered cash and investments of a fund resulting from the difference in regulatory basis receipts and regulatory basis expenditures for the fiscal year. All recognized assets and liabilities are measured and reported at cost, unless they have been permanently impaired and have no future cash value or represent no future obligation against cash. The *KMAAG* regulatory basis does not recognize capital assets, long-term debt, accrued receivables and payables, or any other assets, liabilities or deferred inflows or outflows, other than those mentioned above.

The City has approved a resolution that is in compliance with K.S.A. 75-1120a(c), waiving the requirement for application of generally accepted accounting principles and allowing the City to use the regulatory basis of accounting.

C. Regulatory basis fund types

A fund is defined as an independent fiscal and accounting entity with a self-balancing set of accounts recording cash and other financial resources, together with all related liabilities and residual equities or balances, and changes therein, which are segregated for the purpose of carrying on specific activities or attaining certain objectives in accordance with special regulations, restrictions or limitations. The following fund types are used by the City:

General fund – the chief operating fund; used to account for all resources except those required to be accounted for in another fund.

Special Purpose funds – used to account for the proceeds of specific tax levies and other specific receipt sources (other than Capital Project and tax levies for long-term debt) that are intended for specified purposes.

Bond and Interest funds – used to account for the accumulation of resources, including tax levies, transfers from other funds and payment of general long-term debt.

Capital Project funds – used to account for the debt proceeds and other financial resources to be used for acquisition or construction of major capital facilities or equipment.

1. Summary of significant accounting policies (continued)

C. Regulatory basis fund types (continued)
Business funds – funds financed in whole or in part by fees charged to users of the goods or services (i.e., enterprise and internal service funds, etc...).

Trust funds – used to report assets held in trust for the benefit of the municipal financial reporting entity (i.e., pension funds, investment trust funds, private purpose trust funds which benefit the municipal reporting entity, scholarship funds, etc...).

Agency funds – used to report assets held by the municipal reporting entity in a purely custodial capacity (i.e., payroll clearing fund, etc...).

D. Cash and investments
Cash resources of the individual funds are combined to form a pool of cash and investments which is managed by the City (except for investments in the Kansas Municipal Investment Pool). Cash includes amounts in demand deposits, time deposits and certificates of deposit. Investments of the pooled accounts consist primarily of investments with the Kansas Municipal Investment Pool and U.S. government securities carried at cost, which approximates market. Interest income earned, unless specifically designated, is allocated to the general fund.

E. Property taxes and special assessments
The determination of assessed valuations and the collections of property taxes for all political subdivisions in the State of Kansas are the responsibility of the counties. The County Appraiser annually determines assessed valuations based on real property transactions as recorded by the Register of Deeds and personal property holdings reported by taxpayers. The County Clerk spreads the annual assessment on the tax rolls and the County Treasurer collects the taxes for all taxing entities within the County.

Taxes are assessed on a calendar year basis, are levied and become a lien on the property on November 1st of each year. The County Treasurer is the tax collection agent for all taxing entities within the County. Property owners have the option of paying one-half or the full amount of the taxes levied on or before December 20th during the year levied with the balance to be paid on or before May 10th of the ensuing year. State statutes prohibit the County Treasurer from distributing the taxes collected in the year levied prior to January 1st of the ensuing year. One-half of the property taxes are due December 20th and distributed to the City by January 20th to finance a portion of the current year's budget. The second half is due May 10th and distributed to the City by June 5th. The City Treasurer draws available funds from the County Treasurer's office at designated times throughout the year.

Kansas statutes require projects financed in part by special assessments to be financed through the issuance of general obligation bonds which are secured by the full faith and credit of the City. Special assessments received prior to or after the issuance of general obligation bonds are recorded as receipts in the appropriate capital project fund. Further, state statutes require levying additional general ad valorem property taxes in the Bond and Interest fund to finance delinquent special assessments receivable.

F. Interfund transactions and reimbursements
Quasi-external transactions (i.e. transactions that would be treated as receipts or expenditures if they involved organizations external to the governmental unit, such as internal service fund billings to departments) are accounted for as receipts or expenditures. Transactions that constitute reimbursements to a fund for expenditures initially made from it that are properly applicable to another fund, are recorded as expenditures in the reimbursing fund and as reductions of expenditures in the fund that is reimbursed.

1. Summary of significant accounting policies (continued)

F. Interfund transactions and reimbursements (continued)
All other interfund transactions, except quasi-external transactions and reimbursements, are reported as transfers.

G. Memorandum totals
The total line on the financial statement is captioned "memorandum only" to indicate that it is presented only to facilitate financial analysis. No consolidated financial information is presented nor are all required disclosures presented for these amounts.

2. Stewardship, compliance and accountability

A. Budgetary information
Kansas statutes require that an annual operating budget be legally adopted for the general fund, special purpose funds (unless specifically exempted by statute), bond and interest funds and business funds. Although directory rather than mandatory, the statutes provide for the following sequence and timetable in the adoption of the legal annual operating budget:

1. Preparation of the budget for the succeeding calendar year on or before August 1st.
2. Publication in local newspaper on or before August 5th of the proposed budget and notice of public hearing on the budget.
3. Public hearing on or before August 15th, but at least ten days after publication of notice of hearing.
4. Adoption of the final budget on or before August 25th.

If the City is holding a revenue neutral rate hearing, the budget timeline for the public hearing is adjusted to no sooner than August 20th and no later than September 20th, but at least ten days after all statutory notification and publication requirements have been met. Municipal budgets requiring a hearing to exceed the revenue neutral rate should be adopted on or before October 1st but may not be adopted prior to the revenue neutral rate hearing. The City did not hold a revenue neutral rate hearing for this year.

The statutes allow for the governing body to increase the originally adopted budget for previously unbudgeted increases in receipts other than ad valorem property taxes. To do this, a notice of public hearing to amend the budget must be published in the local newspaper. At least ten days after publication the hearing may be held and the governing body may amend the budget at that time. There were no such budget amendments for the year ended December 31, 2024.

The statutes permit transferring budgeted amounts between line items within an individual fund. However, such statutes prohibit expenditures in excess of the total amount of the adopted budget of expenditures of individual funds. Budget comparison schedules are presented for each fund showing actual receipts and expenditures compared to legally budgeted receipts and expenditures.

All legal annual operating budgets are prepared using the regulatory basis of accounting, in which receipts are recognized when cash is received and expenditures include disbursements, accounts payable, and encumbrances, with disbursements being adjusted for prior year's accounts payable and encumbrances. Encumbrances are commitments by the municipality for future payments and are supported by a document evidencing the commitment, such as a purchase order or contract. Any unused budgeted expenditure authority lapses at year end.

2. Stewardship, compliance and accountability (continued)

A. Budgetary information (continued)
A legal operating budget is not required for capital projects funds, trust funds, and the following special purpose funds:

Asset Forfeiture
American Rescue Plan Act (ARPA)
Community Park Day
DARE Program

Spending in funds which are not subject to the legal annual operating budget requirement is controlled by federal regulations, other statutes or by the use of internal spending limits established by the governing body.

B. Noncompliance with finance-related legal and contractual provisions
References made herein to the statutes are not intended as interpretation of law, but are offered for consideration of the Kansas Department of Administration's Chief Financial Officer and interpretation by the County Attorney and the legal representative of the City.

There are no known material violations of finance-related legal and contractual provisions including Kansas statutes, regulations, contracts, debt covenants, or other agreements for the year ended December 31, 2024.

3. Detailed notes on all funds

A. Deposits and investments
A reconciliation of cash and investments as shown in the composition of cash on the summary statement of receipts, expenditures and unencumbered cash on Statement 1 is as follows:

Carrying amount of deposits	$	852,812
Repurchase agreements - Treasury obligations		6,922,497
Total cash and investments	$	7,775,309

At December 31, 2024, the City had the following investments:

		Investment Maturities (in Years)		
Investment Type	Cost	Less than 1	1-2	Rating U.S.
Repurchase agreements - Treasury obligations	$ 6,922,497	$ 6,922,497	$ -	N/A
Total cost	$ 6,922,497	$ 6,922,497	$ -	

K.S.A. 9-1401 establishes the depositories which may be used by the City. The statute requires banks eligible to hold the City's funds have a main or branch bank in the county in which the City is located, or in an adjoining county if such institution has been designated as an official depository, and the banks provide an acceptable rate of return on funds. In addition, K.S.A. 9-1402 requires the banks to pledge securities for deposits in excess of FDIC coverage. The City has no other policies that would further limit interest rate risk.

3. Detailed notes on all funds (continued)

A. Deposits and investments (continued)

K.S.A. 12-1675 limits the City's investment of idle funds to time deposits, open accounts, and certificates of deposit with allowable financial institutions; U.S. government securities; temporary notes; no-fund warrants; repurchase agreements; and the Kansas Municipal Investment Pool. The City has no investment policy that would further limit its investment choices. The rating of the City's investments is noted above.

Concentration of credit risk

State statutes place no limit on the amount the City may invest in any one issuer as long as the investments are adequately secured under K.S.A. 9-1402 and K.S.A. 9-1405. The City's allocation of investments as of December 31, 2024. is as follows:

Investments	Percentage of Investments
Treasury obligations	100%

Custodial credit risk - deposits

Custodial credit risk is the risk that in the event of a bank failure, the City's deposits may not be returned to it. State statutes require the City's deposits in financial institutions to be entirely covered by federal depository insurance or by collateral held under a joint custody receipt issued by a bank within the State of Kansas, the Federal Reserve Bank of Kansas City or the Federal Home Loan Bank of Topeka, except during designated "peak periods" when required coverage is 50%. The City does not use designated "peak periods". All deposits were legally secured at December 31, 2024.

At December 31, 2024, the City's carrying amount of deposits was $852,812 and the bank balance was $799,117. The bank balance was held by one bank resulting in a concentration of credit risk. Of the bank balance, $384,117 was covered by federal depository insurance and $415,000 was collateralized with securities held by the pledging financial institution's agents in the City's name. The City's cash deposits at year end are as follows:

	Equity Bank
FDIC coverage	$ 384,117
Pledged securities at market value	1,248,552
Total coverage	$ 1,632,669
Funds on deposit	$ 799,117
Funds at risk	$ -

Custodial credit risk - investments

Custodial credit risk for an investment is the risk that, in the event of the failure of the issuer or counterparty, the City will not be able to recover the value of its investments or collateral securities that are in the possession of an outside party. State statutes require investments to be adequately secured.

3. Detailed notes on all funds (continued)

B. Capital projects

Capital project authorizations with approved change orders compared to expenditures from inception at December 31, 2024, are as follows:

Project	Authorization	Expenditures to Date	Committed
2024 street sealing	$ 85,903	$ 79,761	$ -

C. Long-term contractual liabilities

Changes in long-term contractual liabilities for the City for the year ended December 31, 2024, were as follows:

Issue	Maximum Interest Rate	Date of Issue	Amount of Issue	Date of Final Maturity	Balance 01/01/24	Additions	Reductions/ Payments	Balance 12/31/24	Interest Paid
General obligation bonds payable:									
Sewer Improvement, series 2014A	4.00%	09/29/14	$ 110,000	10/01/34	$ 65,000	$ -	$ 5,000	$ 60,000	$ 2,525

Current maturities of long-term contractual liabilities and interest for the next five years and in five-year increments through maturity are as follows:

	Year						
	2025	2026	2027	2028	2029	2030-2034	Total
Principal:							
General obligation bonds payable	$ 5,000	$ 5,000	$ 5,000	$ 5,000	$ 5,000	$ 35,000	$ 60,000
Interest:							
General obligation bonds payable	2,350	2,175	2,000	1,800	1,600	4,800	14,725
Total principal and interest	$ 7,350	$ 7,175	$ 7,000	$ 6,800	$ 6,600	$ 39,800	$ 74,725

Legal debt margin

The debt limit per K.S.A. 10-308 is thirty percent of the assessed tangible valuation of the City given by the County Assessor to the County Clerk on the preceding August 25th each year. The amount of debt outstanding does not exceed the statutory limit.

D. Interfund transfers

Interfund operating transfers are as follows:

From	To	Statutory Authority	Amount
General	Special Highway	12-1119	$ 225,000
General	Health Insurance Reserve	12-16,102	20,000
General	Water Depreciation Reserve	12-825d	485,500
Police	Community Park Day		2,860
Water Utility	Equipment Reserve	12-825d	10,000
Sewer Utility	Sewer Reserve	12-825d	10,000
Solid Waste Utility	Equipment Reserve	12-825d	15,000
Total			$ 768,360

4. Other information

A. Risk management

The City is exposed to various risks of loss related to torts; theft of, damage to, and destruction of assets; errors and omissions; injuries to employees; and natural disasters. The City carries commercial insurance for all risks of loss including employee health and accident insurance. Settled claims resulting from these risks have not exceeded commercial insurance coverage in any of the past three years.

B. Post-employment health care benefits

Other post-employment benefits

As provided by K.S.A. 12-5040, the City allows retirees to participate in the group health insurance plan. While each retiree pays the full amount of the applicable premium, conceptually, the City is subsidizing the retirees because each participant is charged a level premium regardless of age. However, the cost of this subsidy has not been quantified in this financial statement.

Under the Consolidated Omnibus Budget Reconciliation Act (COBRA), the City makes health care benefits available to eligible former employees and eligible dependents. Certain requirements are outlined by the federal government for this coverage. The premium is paid in full by the insured. There is no cost to the City under this program.

Death and disability other post employment benefits

As provided by K.S.A. 74-4927, disabled members in the Kansas Public Employees Retirement System (KPERS) receive long-term disability benefits and life insurance benefits. The plan is administered through a trust held by KPERS that is funded to pay annual benefit payments. The employer contribution rate is set at 1% for the year ended December 31, 2024.

C. Compensated absences

The City's policy regarding vacation leave pay permits employees to accumulate leave days at a maximum rate of 18 days per year. No more than 18 days may be accumulated and carried over from one calendar year to the next. Upon termination, employees are compensated for all accumulated vacation days at their final rate of pay.

The City's policy regarding sick leave pay permits employees to accumulate leave days at a maximum rate of 12 days per year up to a maximum of 90 days. Sick leave may be used for sick leave, bereavement leave and personal leave. The City does not pay employees for unused sick leave.

D. Defined benefit pension plan

Plan description: The City participates in the Kansas Public Employees Retirement System (KPERS), a cost sharing, multiple-employer defined benefit pension plan as provided by K.S.A 74-4901, et. seq. Kansas law establishes and amends benefit provisions. KPERS issues a publicly available financial report that includes financial statements and required supplementary information. KPERS' financial statements are included in its Annual Comprehensive Financial Report which can be found on the KPERS website at www.kpers.org or by writing to KPERS (611 South Kansas, Suite 100, Topeka, KS 66603) or by calling 1-888-275-5737.

4. Other information (continued)

D. Defined benefit pension plan (continued)

Contributions: K.S.A. 74-4919 and K.S.A. 74-49,210 establish the KPERS member-employee contribution rates. KPERS has multiple benefit structures and contribution rates depending on whether the employee is a KPERS 1, KPERS 2 or KPERS 3 member. KPERS 1 members are active and contributing members hired before July 1, 2009. KPERS 2 members were first employed in a covered position on or after July 1, 2009, and KPERS 3 members were first employed in a covered position on or after January 1, 2015. Effective January 1, 2015, Kansas law established the KPERS member-employee contribution rate at 6% of covered salary for KPERS 1, KPERS 2 and KPERS 3 members. Member contributions are withheld by their employer and paid to KPERS according to the provisions of Section 414(h) of the Internal Revenue Code.

State law provides that the employer contribution rates for KPERS 1, KPERS 2 and KPERS 3 be determined based on the results of each annual actuarial valuation. Kansas law sets a limitation on annual increases in the employer contribution rates. The actuarially determined employer contribution rate (not including the 1% contribution rate for the Death and Disability Program) and the statutory contribution rate was 9.26% for the fiscal year ended December 31, 2024. Contributions to the pension plan from the City were $46,041 for the year ended December 31, 2024.

Net pension liability: At December 31, 2024, the City's proportionate share of the collective net pension liability reported by KPERS was $480,713.The net pension liability was measured as of June 30, 2024, and the total pension liability used to calculate the net pension liability was determined by an actuarial valuation as of December 31, 2023, which was rolled forward to June 30, 2024. The City's proportion of the net pension liability was based on the ratio of the City's contributions to KPERS, relative to the total employer and non-employer contributions of the Local subgroup within KPERS. Since the *KMAAG* regulatory basis of accounting does not recognize long-term debt, this liability is not reported in this financial statement.

The complete actuarial valuation report including all actuarial assumptions and methods, and the report on the allocation of the KPERS collective net pension liability to all participating employers are publicly available on the website at www.kpers.org or can be obtained as described above.

E. Subsequent events

Subsequent to December 31, 2024, the Council approved a bid not to exceed $50,000 for the 2025 paving for crack sealing project. The Council also renewed their insurance policy with an annual premium cost of $82,072.

REGULATORY REQUIRED SUPPLEMENTARY INFORMATION

CITY OF HOLCOMB, KANSAS
Summary of Expenditures - Actual and Budget
Regulatory Basis
For the Year Ended December 31, 2024

Fund	Certified Budget	Expenditures Chargeable to Current Year	Variance Over (Under)
General	$ 1,474,000	$ 1,303,302	$ (170,698)
Special Purpose Funds:			
Police	301,975	252,977	(48,998)
Fire	112,000	74,602	(37,398)
Special Highway	630,751	127,004	(503,747)
Special Park	10,453	6,157	(4,296)
Equipment Reserve	489,743	197,815	(291,928)
Capital Improvement Reserve	2,092,037	159,817	(1,932,220)
Health Insurance Reserve	139,500	-	(139,500)
Bond and Interest	7,725	6,180	(1,545)
Business Funds:			
Water Utility	262,000	252,375	(9,625)
Sewer Utility	193,000	192,953	(47)
Water Depreciation Reserve	1,059,827	36,935	(1,022,892)
Sewer Reserve	124,797	-	(124,797)
Customer Deposits	16,055	5,594	(10,461)
Solid Waste Utility	208,000	188,767	(19,233)
Storm Sewer Utility	128,239	720	(127,519)

CITY OF HOLCOMB, KANSAS
General Fund
Schedule of Receipts and Expenditures - Actual and Budget
Regulatory Basis
For the Year Ended December 31, 2024
(With Comparative Actual Totals for the Prior Year Ended December 31, 2023)

	Prior Year Actual	Current Year Actual	Current Year Budget	Current Year Variance Over (Under)
Receipts:				
Taxes	$ 1,176,031	$ 1,111,378	$ 760,019	$ 351,359
Franchises	91,261	76,597	65,000	11,597
Licenses and permits	860	630	400	230
Interest on investments	195,799	192,033	-	192,033
Municipal court	113,093	55,090	10,000	45,090
Miscellaneous	28,008	7,097	-	7,097
Total receipts	1,605,052	1,442,825	$ 835,419	$ 607,406
Expenditures:				
General administration:				
Personnel services	87,558	101,352	$ 75,000	$ 26,352
Contractual services	10,878	17,684	20,000	(2,316)
Commodities	3,341	4,910	6,500	(1,590)
Capital outlay	-	-	7,000	(7,000)
Total general administration	101,777	123,946	108,500	15,446
Municipal court:				
Personnel services	31,293	28,859	33,000	(4,141)
Contractual services	62,626	44,295	52,000	(7,705)
Commodities	3,166	1,969	6,000	(4,031)
Total municipal court	97,085	75,123	91,000	(15,877)
General operations:				
Buildings/grounds maintenance	18,746	8,857	40,000	(31,143)
Building insurance	5,000	3,162	5,000	(1,838)
Linebacker insurance	7,001	6,358	8,000	(1,642)
Professional fees and miscellaneous	120,690	94,304	165,000	(70,696)
Street lights	27,707	30,628	50,000	(19,372)
Street improvements	-	2,700	50,000	(47,300)
Bond payment - principal	-	1,345	-	1,345
Total general operations	179,144	147,354	318,000	(170,646)
Employee benefits:				
Social Security	42,462	43,200	40,000	3,200
KPERS	45,731	48,623	45,000	3,623
Unemployment insurance	5,091	5,587	2,000	3,587
Workmen's compensation	16,087	13,429	19,000	(5,571)
Health insurance	94,693	115,540	120,000	(4,460)
Total employee benefits	204,064	226,379	226,000	379

(continued)

CITY OF HOLCOMB, KANSAS
General Fund
Schedule of Receipts and Expenditures - Actual and Budget
Regulatory Basis
For the Year Ended December 31, 2024
(With Comparative Actual Totals for the Prior Year Ended December 31, 2023)

		Current Year		
	Prior Year Actual	Actual	Budget	Variance Over (Under)
(continued)				
Expenditures:				
Operating transfers out:				
Special Highway	$ 250,000	$ 225,000	$ 225,000	$ -
Equipment Reserve	125,000	-	-	-
Health Insurance Reserve	25,000	20,000	20,000	-
Water Depreciation Reserve	450,000	485,500	485,500	-
Total operating transfers out	850,000	730,500	730,500	-
Total expenditures	1,432,070	1,303,302	$ 1,474,000	$ (170,698)
Receipts over expenditures	172,982	139,523		
Unencumbered cash, beginning of year	1,223,708	1,396,690		
Unencumbered cash, end of year	$ 1,396,690	$ 1,536,213		

CITY OF HOLCOMB, KANSAS
Police Fund
Schedule of Receipts and Expenditures - Actual and Budget
Regulatory Basis
For the Year Ended December 31, 2024
(With Comparative Actual Totals for the Prior Year Ended December 31, 2023)

		Current Year		
	Prior Year Actual	Actual	Budget	Variance Over (Under)
Receipts:				
Taxes	$ 173,677	$ 211,220	$ 213,779	$ (2,559)
Licenses and permits	145	50	100	(50)
Inspections	42,440	43,580	40,000	3,580
Donations	2,860	-	-	-
Miscellaneous	484	1,145	-	1,145
Total receipts	219,606	255,995	$ 253,879	$ 2,116
Expenditures:				
Personnel services	187,195	185,980	$ 221,475	$ (35,495)
Contractual services	22,651	30,240	30,000	240
Commodities	36,559	33,897	48,000	(14,103)
Capital outlay	-	-	2,500	(2,500)
Transfer to Community Park Day	-	2,860	-	2,860
Total expenditures	246,405	252,977	$ 301,975	$ (48,998)
Receipts over (under) expenditures	(26,799)	3,018		
Unencumbered cash, beginning of year	134,787	107,988		
Unencumbered cash, end of year	$ 107,988	$ 111,006		

CITY OF HOLCOMB, KANSAS
Fire Fund
Schedule of Receipts and Expenditures - Actual and Budget
Regulatory Basis
For the Year Ended December 31, 2024
(With Comparative Actual Totals for the Prior Year Ended December 31, 2023)

	Prior Year Actual	Current Year Actual	Current Year Budget	Variance Over (Under)
Receipts:				
Taxes	$ 6,089	$ 35,092	$ 34,496	$ 596
Intergovernmental revenue	13,213	-	-	-
Miscellaneous	35,702	300	25,000	(24,700)
Total receipts	55,004	35,392	$ 59,496	$ (24,104)
Expenditures:				
Personnel services	24,683	23,238	$ 37,000	$ (13,762)
Contractual services	9,094	6,079	15,000	(8,921)
Commodities	27,855	26,573	50,000	(23,427)
Capital outlay	7,700	18,712	10,000	8,712
Total expenditures	69,332	74,602	$ 112,000	$ (37,398)
Receipts under expenditures	(14,328)	(39,210)		
Unencumbered cash, beginning of year	134,998	120,670		
Unencumbered cash, end of year	$ 120,670	$ 81,460		

CITY OF HOLCOMB, KANSAS
Special Highway Fund
Schedule of Receipts and Expenditures - Actual and Budget
Regulatory Basis
For the Year Ended December 31, 2024
(With Comparative Actual Totals for the Prior Year Ended December 31, 2023)

		Current Year		
	Prior Year Actual	Actual	Budget	Variance Over (Under)
Receipts:				
State of Kansas - gas tax	$ 59,853	$ 59,645	$ 56,090	$ 3,555
Transfer from General	250,000	225,000	225,000	-
Miscellaneous	-	200	-	200
Total receipts	309,853	284,845	$ 281,090	$ 3,755
Expenditures:				
Personnel services	6,908	7,485	$ 22,000	$ (14,515)
Contractual services	78,603	40,190	275,000	(234,810)
Commodities	38,597	79,329	333,751	(254,422)
Total expenditures	124,108	127,004	$ 630,751	$ (503,747)
Receipts over expenditures	185,745	157,841		
Unencumbered cash, beginning of year	696,576	882,321		
Unencumbered cash, end of year	$ 882,321	$ 1,040,162		

CITY OF HOLCOMB, KANSAS
Special Park Fund
Schedule of Receipts and Expenditures - Actual and Budget
Regulatory Basis
For the Year Ended December 31, 2024
(With Comparative Actual Totals for the Prior Year Ended December 31, 2023)

		Current Year		
	Prior Year Actual	Actual	Budget	Variance Over (Under)
Receipts:				
Alcohol taxes	$ -	$ -	$ 1,000	$ (1,000)
Donations	15,700	3,100	1,500	1,600
Total receipts	15,700	3,100	$ 2,500	$ 600
Expenditures:				
Park maintenance and improvements	10,709	6,157	$ 10,453	$ (4,296)
Receipts over (under) expenditures	4,991	(3,057)		
Unencumbered cash, beginning of year	18,953	23,944		
Unencumbered cash, end of year	$ 23,944	$ 20,887		

CITY OF HOLCOMB, KANSAS
Equipment Reserve Fund
Schedule of Receipts and Expenditures - Actual and Budget
Regulatory Basis
For the Year Ended December 31, 2024
(With Comparative Actual Totals for the Prior Year Ended December 31, 2023)

	Prior Year Actual	Current Year Actual	Current Year Budget	Current Year Variance Over (Under)
Receipts:				
Transfer from General	$ 125,000	$ -	$ -	$ -
Transfer from Water Utility	-	10,000	10,000	-
Transfer from Solid Waste Utility	-	15,000	15,000	-
Total receipts	125,000	25,000	$ 25,000	$ -
Expenditures:				
Capital outlay	446,349	197,815	$ 489,743	$ (291,928)
Receipts under expenditures	(321,349)	(172,815)		
Unencumbered cash, beginning of year	853,243	531,894		
Unencumbered cash, end of year	$ 531,894	$ 359,079		

CITY OF HOLCOMB, KANSAS
Capital Improvement Reserve Fund
Schedule of Receipts and Expenditures - Actual and Budget
Regulatory Basis
For the Year Ended December 31, 2024
(With Comparative Actual Totals for the Prior Year Ended December 31, 2023)

		Current Year		
	Prior Year Actual	Actual	Budget	Variance Over (Under)
Receipts:				
Intergovernmental revenue	$ 212,959	$ -	$ -	$ -
Transfer from General	450,000	-	485,500	(485,500)
Total receipts	662,959	-	$ 485,500	$ (485,500)
Expenditures:				
Capital improvements	770,105	159,817	$ 2,092,037	$ (1,932,220)
Receipts under expenditures	(107,146)	(159,817)		
Unencumbered cash, beginning of year	2,088,931	1,981,785		
Unencumbered cash, end of year	$ 1,981,785	$ 1,821,968		

CITY OF HOLCOMB, KANSAS
Health Insurance Reserve Fund
Schedule of Receipts and Expenditures - Actual and Budget
Regulatory Basis
For the Year Ended December 31, 2024
(With Comparative Actual Totals for the Prior Year Ended December 31, 2023)

		Current Year		
	Prior Year Actual	Actual	Budget	Variance Over (Under)
Receipts:				
Transfer from General	$ 25,000	$ 20,000	$ 20,000	$ -
Expenditures:				
Health insurance support	-	-	$ 139,500	$ (139,500)
Receipts over expenditures	25,000	20,000		
Unencumbered cash, beginning of year	124,500	149,500		
Unencumbered cash, end of year	$ 149,500	$ 169,500		

CITY OF HOLCOMB, KANSAS
Asset Forfeiture Fund
Schedule of Receipts and Expenditures
Regulatory Basis
For the Year Ended December 31, 2024
(With Comparative Actual Totals for the Prior Year Ended December 31, 2023)

	Prior Year Actual	Current Year Actual
Receipts:		
Forfeitures	$ -	$ 164
Expenditures:		
Contractual services	3,411	-
Receipts over (under) expenditures	(3,411)	164
Unencumbered cash, beginning of year	3,411	-
Unencumbered cash, end of year	$ -	$ 164

CITY OF HOLCOMB, KANSAS
American Rescue Plan Act (ARPA) Fund
Schedule of Receipts and Expenditures
Regulatory Basis
For the Year Ended December 31, 2024
(With Comparative Actual Totals for the Prior Year Ended December 31, 2023)

	Prior Year Actual	Current Year Actual
Receipts:		
Grants	$ -	$ -
Expenditures:		
Contractual services	277,348	4,137
Receipts under expenditures	(277,348)	(4,137)
Unencumbered cash, beginning of year	281,485	4,137
Unencumbered cash, end of year	$ 4,137	$ -

CITY OF HOLCOMB, KANSAS
Community Park Day Fund
Schedule of Receipts and Expenditures
Regulatory Basis
For the Year Ended December 31, 2024
(With Comparative Actual Totals for the Prior Year Ended December 31, 2023)

	Prior Year Actual	Current Year Actual
Receipts:		
Donations	$ -	$ 7,090
Transfer from Police	-	2,860
Total receipts	-	9,950
Expenditures:		
Contractual services	-	5,228
Receipts over expenditures	-	4,722
Unencumbered cash, beginning of year	-	-
Unencumbered cash, end of year	$ -	$ 4,722

CITY OF HOLCOMB, KANSAS
DARE Program Fund
Schedule of Receipts and Expenditures
Regulatory Basis
For the Year Ended December 31, 2024
(With Comparative Actual Totals for the Prior Year Ended December 31, 2023)

	Prior Year Actual	Current Year Actual
Receipts:		
Donations	$ 4,000	$ -
Expenditures:		
Contractual services	956	111
Receipts over (under) expenditures	3,044	(111)
Unencumbered cash, beginning of year	-	3,044
Unencumbered cash, end of year	$ 3,044	$ 2,933

CITY OF HOLCOMB, KANSAS
Bond and Interest Fund
Schedule of Receipts and Expenditures - Actual and Budget
Regulatory Basis
For the Year Ended December 31, 2024
(With Comparative Actual Totals for the Prior Year Ended December 31, 2023)

		Current Year		
	Prior Year Actual	Actual	Budget	Variance Over (Under)
Receipts:				
Taxes	$ -	$ 16	$ -	$ 16
Special assessments	3,850	-	8,000	(8,000)
Transfer from Water Utility	125,000	-	-	-
Transfer from Sewer Utility	35,000	-	-	-
Transfer from Storm Sewer Utility	70,000	-	-	-
Total receipts	233,850	16	$ 8,000	$ (7,984)
Expenditures:				
Principal	245,000	3,655	$ 5,000	$ (1,345)
Interest and fiscal fees	8,100	2,525	2,725	(200)
Total expenditures	253,100	6,180	$ 7,725	$ (1,545)
Receipts under expenditures	(19,250)	(6,164)		
Unencumbered cash, beginning of year	25,414	6,164		
Unencumbered cash, end of year	$ 6,164	$ -		

CITY OF HOLCOMB, KANSAS
Water Utility Fund
Schedule of Receipts and Expenditures - Actual and Budget
Regulatory Basis
For the Year Ended December 31, 2024
(With Comparative Actual Totals for the Prior Year Ended December 31, 2023)

		Current Year		
	Prior Year Actual	Actual	Budget	Variance Over (Under)
Receipts:				
Charges for services	$ 328,429	$ 291,052	$ 240,000	$ 51,052
Connects and disconnects	5,358	5,650	5,000	650
Miscellaneous	300	1,710	-	1,710
Total receipts	334,087	298,412	$ 245,000	$ 53,412
Expenditures:				
Water operations	182,516	217,280	$ 220,000	$ (2,720)
General administration	16,122	25,095	22,000	3,095
Capital outlay	-	-	10,000	(10,000)
Transfer to Equipment Reserve	-	10,000	10,000	-
Transfer to Bond and Interest	125,000	-	-	-
Transfer to Water Depreciation Reserve	10,000	-	-	-
Total expenditures	333,638	252,375	$ 262,000	$ (9,625)
Receipts over expenditures	449	46,037		
Unencumbered cash, beginning of year	242,009	242,458		
Unencumbered cash, end of year	$ 242,458	$ 288,495		

CITY OF HOLCOMB, KANSAS
Sewer Utility Fund
Schedule of Receipts and Expenditures - Actual and Budget
Regulatory Basis
For the Year Ended December 31, 2024
(With Comparative Actual Totals for the Prior Year Ended December 31, 2023)

		Current Year		
	Prior Year Actual	Actual	Budget	Variance Over (Under)
Receipts:				
Charges for services	$ 225,463	$ 201,622	$ 180,000	$ 21,622
Connects and disconnects	-	500	500	-
Total receipts	225,463	202,122	$ 180,500	$ 21,622
Expenditures:				
Sewer operations	173,250	166,757	$ 155,000	$ 11,757
General administration	9,439	16,196	8,000	8,196
Transfer to Bond and Interest	35,000	-	-	-
Transfer to Sewer Reserve	-	10,000	30,000	(20,000)
Total expenditures	217,689	192,953	$ 193,000	$ (47)
Receipts over expenditures	7,774	9,169		
Unencumbered cash, beginning of year	54,885	62,659		
Unencumbered cash, end of year	$ 62,659	$ 71,828		

CITY OF HOLCOMB, KANSAS
Water Depreciation Reserve Fund
Schedule of Receipts and Expenditures - Actual and Budget
Regulatory Basis
For the Year Ended December 31, 2024
(With Comparative Actual Totals for the Prior Year Ended December 31, 2023)

		Current Year		
	Prior Year Actual	Actual	Budget	Variance Over (Under)
Receipts:				
Interest on investments	$ -	$ 47,205	$ -	$ 47,205
Sale of water rights	869,725	-	-	-
Transfer from General	10,000	485,500	-	485,500
Total cash receipts	879,725	532,705	$ -	$ 532,705
Expenditures:				
Capital outlay	93,583	36,935	$ 1,059,827	$ (1,022,892)
Receipts over expenditures	786,142	495,770		
Unencumbered cash, beginning of year	435,375	1,221,517		
Unencumbered cash, end of year	$ 1,221,517	$ 1,717,287		

CITY OF HOLCOMB, KANSAS
Sewer Reserve Fund
Schedule of Receipts and Expenditures - Actual and Budget
Regulatory Basis
For the Year Ended December 31, 2024
(With Comparative Actual Totals for the Prior Year Ended December 31, 2023)

		Current Year		
	Prior Year Actual	Actual	Budget	Variance Over (Under)
Receipts:				
Transfer from Sewer Utility	$ -	$ 10,000	$ 30,000	$ (20,000)
Expenditures:				
Capital outlay	-	-	$ 124,797	$ (124,797)
Receipts over expenditures	-	10,000		
Unencumbered cash, beginning of year	114,797	114,797		
Unencumbered cash, end of year	$ 114,797	$ 124,797		

CITY OF HOLCOMB, KANSAS
Customer Deposits Fund
Schedule of Receipts and Expenditures - Actual and Budget
Regulatory Basis
For the Year Ended December 31, 2024
(With Comparative Actual Totals for the Prior Year Ended December 31, 2023)

		Current Year		
	Prior Year Actual	Actual	Budget	Variance Over (Under)
Receipts:				
Customer deposits	$ 5,758	$ 4,887	$ 4,000	$ 887
Expenditures:				
Refunds	6,483	5,594	$ 16,055	$ (10,461)
Receipts under expenditures	(725)	(707)		
Unencumbered cash, beginning of year	18,055	17,330		
Unencumbered cash, end of year	$ 17,330	$ 16,623		

CITY OF HOLCOMB, KANSAS
Solid Waste Utility Fund
Schedule of Receipts and Expenditures - Actual and Budget
Regulatory Basis
For the Year Ended December 31, 2024
(With Comparative Actual Totals for the Prior Year Ended December 31, 2023)

		Current Year		
	Prior Year Actual	Actual	Budget	Variance Over (Under)
Receipts				
Charges for services	$ 189,349	$ 189,538	$ 160,000	$ 29,538
Miscellaneous	239	300	-	300
Total receipts	189,588	189,838	$ 160,000	$ 29,838
Expenditures:				
Personnel services	58,214	50,399	$ 47,000	$ 3,399
Contractual services	89,666	98,260	95,000	3,260
Commodities	26,195	25,108	41,000	(15,892)
Capital outlay	-	-	10,000	(10,000)
Transfer to Equipment Reserve	-	15,000	15,000	-
Total expenditures	174,075	188,767	$ 208,000	$ (19,233)
Receipts over expenditures	15,513	1,071		
Unencumbered cash, beginning of year	193,870	209,383		
Unencumbered cash, end of year	$ 209,383	$ 210,454		

CITY OF HOLCOMB, KANSAS
Storm Sewer Utility Fund
Schedule of Receipts and Expenditures - Actual and Budget
Regulatory Basis
For the Year Ended December 31, 2024
(With Comparative Actual Totals for the Prior Year Ended December 31, 2023)

		Current Year		
	Prior Year Actual	Actual	Budget	Variance Over (Under)
Receipts:				
Charges for services	$ 94,944	$ 15,100	$ 78,000	$ (62,900)
Expenditures:				
Capital outlay	32,234	720	$ 128,239	$ (127,519)
Transfer to Bond and Interest	70,000	-	-	-
Total expenditures	102,234	720	$ 128,239	$ (127,519)
Receipts over (under) expenditures	(7,290)	14,380		
Unencumbered cash, beginning of year	135,080	127,790		
Unencumbered cash, end of year	$ 127,790	$ 142,170		

OTHER INFORMATION

CITY OF HOLCOMB, KANSAS
Receipts - General Fund
Regulatory Basis
For the Year Ended December 31

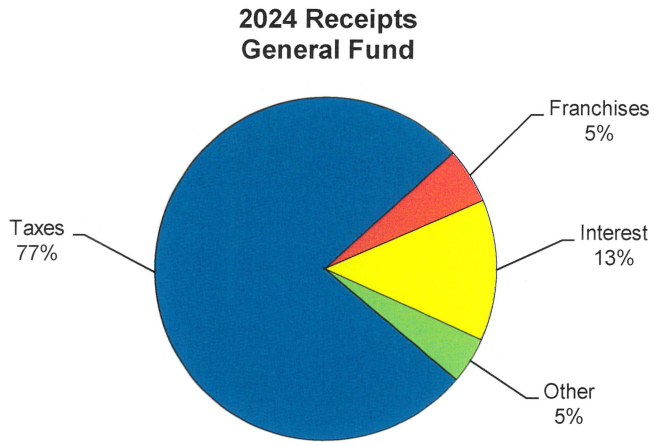

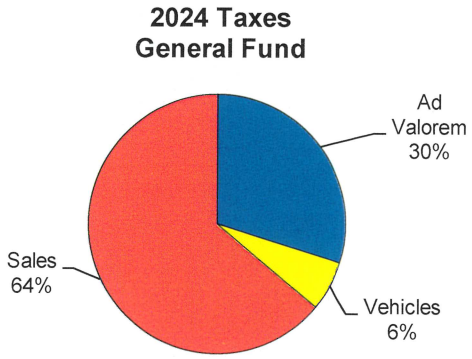

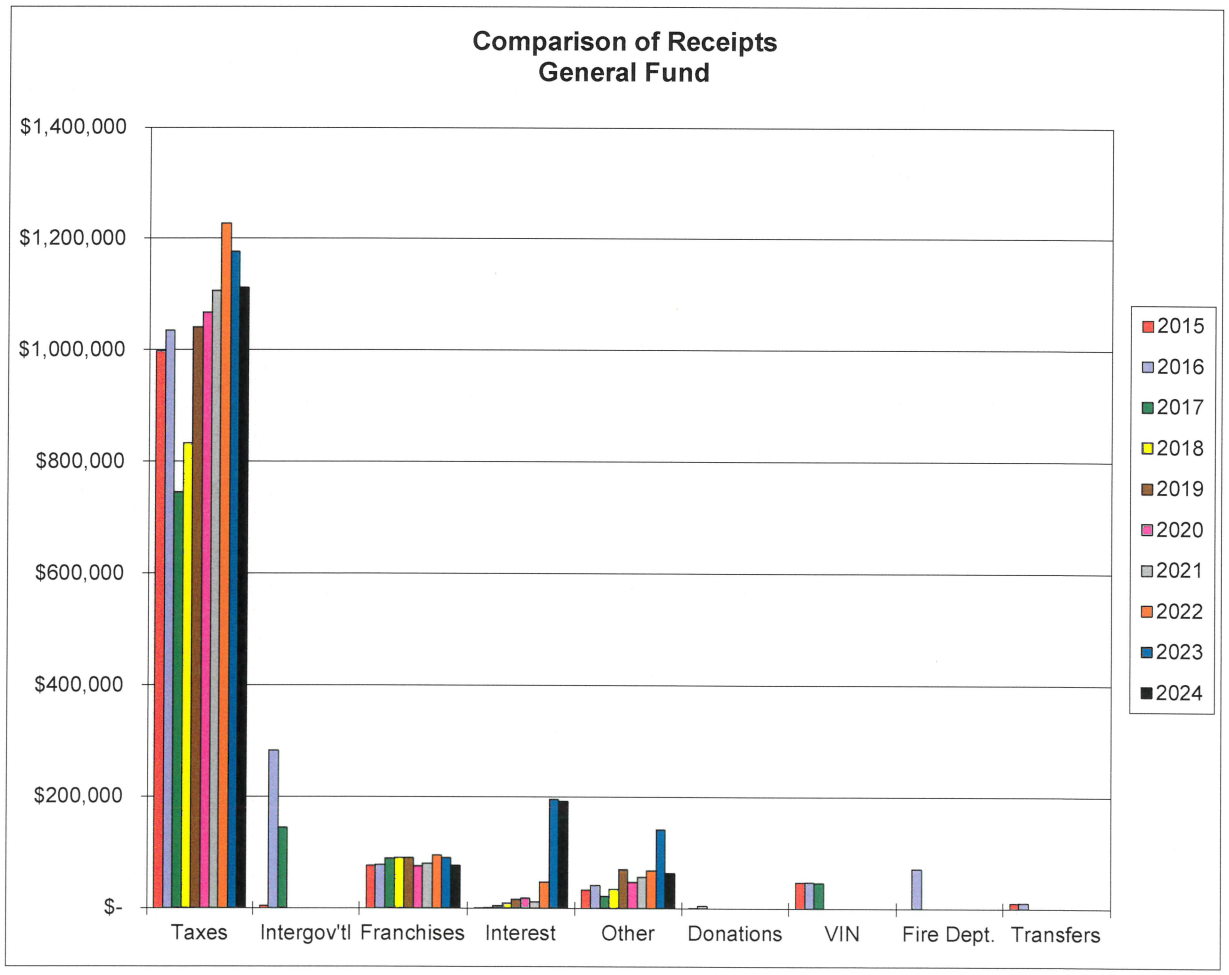

CITY OF HOLCOMB, KANSAS
Expenditures - General Fund
Regulatory Basis
For the Year Ended December 31

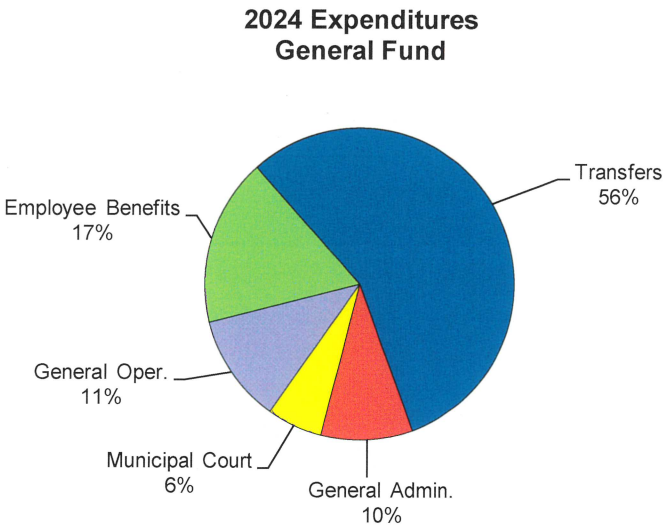

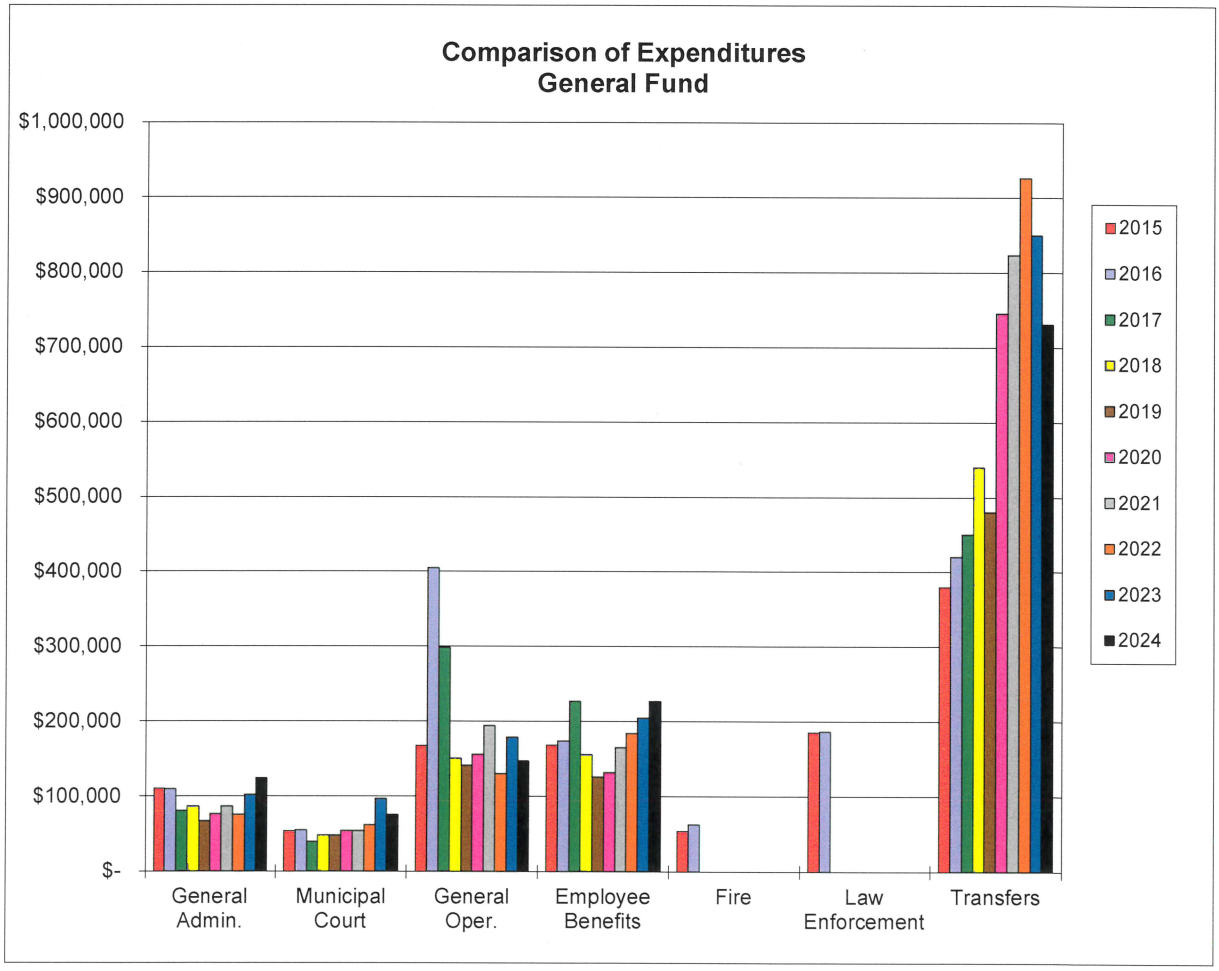

CITY OF HOLCOMB, KANSAS
Comparison of Receipts and Expenditures - General Fund
Regulatory Basis
For the Year Ended December 31

