

**CERTIFICATE**

2020

To the Clerk of Cowley County, State of Kansas  
We, the undersigned, officers of  
**Fire District 7**

certify that: (1) the hearing mentioned in the attached publication was held;  
(2) after the Budget Hearing this budget was duly approved and adopted  
maximum expenditures for the various funds for the year 2020; and (3) the  
Amount(s) of 2019 Ad Valorem Tax are within statutory limitations for the 2020 Budget.

Table of Contents:		Page No.	2020 Adopted Budget		
			Budget Authority for Expenditures	Amount of 2019 Ad Valorem Tax	County Clerk's Use Only
Computation to Determine Limit for 2020		2			
Allocation MVT, RVT, 16/20M Vehicle Tax		3			
Schedule of Transfers		4			
Statement of Indebt. & Lease/Purchase		5			
<b>Fund</b>	<b>K.S.A.</b>				
General	12-101a	6	251,943	222,517	5.25
Debt Service	10-113				
<b>Totals</b>	xxxxxxxxx		251,943	222,517	
Budget Summary		0			
Neighborhood Revitalization Rebate					
					County Clerk's Use Only
					42,310,934
					Nov. 1, 2019 Total Assessed Valuation
Resolution required? Notice of the vote to adopt required to be published?			Yes		

Assisted by:

\_\_\_\_\_

Address:

\_\_\_\_\_

Email:

\_\_\_\_\_

Attest: *Oct 17*, 2019

*[Signature]*  
County Clerk

Governing Body

CPA Summary

\_\_\_\_\_

**Computation to Determine Limit for 2020**

	<b>Amount of Levy</b>
1. Total tax levy amount in 2019 budget	+ \$ <u>213,508</u>
2. Debt service levy in 2019 budget	- \$ <u>0</u>
3. Tax levy excluding debt service	\$ <u>213,508</u>

**2019 Valuation Information for Valuation Adjustments**

4. New improvements for 2019:	+ <u>105,436</u>	
5. Increase in personal property for 2019:		
5a. Personal property 2019	+ <u>3,656,825</u>	
5b. Personal property 2018	- <u>3,658,323</u>	
5c. Increase in personal property (5a minus 5b)	+ <u>0</u>	
		(Use Only if > 0)
6. Valuation of property that has changed in use during 2019:		<u>0</u>
7. Total valuation adjustment (sum of 4, 5c, 6)		<u>105,436</u>
8. Total estimated valuation July, 1,2019	<u>42,384,216</u>	
9. Total valuation less valuation adjustment (8 minus 7)		<u>42,278,780</u>
10. Factor for increase (7 divided by 9)		<u>0.00249</u>
11. Amount of increase (10 times 3)		+ \$ <u>532</u>
12. 2020 budget tax levy, excluding debt service, prior to CPI adjustment (3 plus 11)		\$ <u>214,040</u>
13. Debt service levy in this 2020 budget		<u>0</u>
14. 2020 budget tax levy, including debt service, prior to CPI adjustment (12 plus 13)		<u>214,040</u>
15. Consumer Price Index for all urban consumers for calendar year 2018		<u>0.025</u>
16. Consumer Price Index adjustment (3 times 15)		\$ <u>5,338</u>
17. Maximum levy for budget year 2020, including debt service, not requiring 'notice of vote publication' or adoption of a resolution prior to adoption of the budget (14 plus 16)		\$ <u>219,378</u>

If the 2020 adopted budget includes a total property tax levy exceeding the dollar amount in line 17 you must, prior to adoption of such budget, adopt a resolution authorizing such levy and, subsequent to adoption of such budget, publish notice of vote by the governing body to adopt such budget in the official county newspaper and attach a copy of the published notice to this budget.

In no event will published notice of the vote be required if the total budget year tax levy is \$1,000 or less.

Fire District 7  
Cowley County

2020

Allocation of MV, RV, 16/20M, Commercial Vehicle, and Watercraft Tax Estimates

2019 Budgeted Funds	Tax Levy Amount in 2019 Budget	Allocation for Year 2020				
		MVT	RVT	16/20M Veh	Comm Veh	Watercraft
General	213,508	23,815	816	1,625	1,170	0
Debt Service	0	0	0	0	0	0
	0	0	0	0	0	0
	0	0	0	0	0	0
<b>Total</b>	<b>213,508</b>	<b>23,815</b>	<b>816</b>	<b>1,625</b>	<b>1,170</b>	<b>0</b>

County Treas Motor Vehicle Estimate 23,815

County Treas Recreational Vehicle Estimate 816

County Treas 16/20M Vehicle Estimate 1,625

County Treas Commercial Vehicle Tax Estimate 1,170

County Treas Watercraft Tax Estimate 0

MVT Factor 0.11154

RVT Factor 0.00382

16/20M Factor 0.00761

Comm Veh Facto 0.00548

Watercraft Factor 0.00000

Fire District 7  
 Cowley County

**Schedule of Transfers**

<b>Expenditure Fund Transferred From:</b>	<b>Receipt Fund Transferred To:</b>	<b>Actual Amount for 2018</b>	<b>Current Amount for 2019</b>	<b>Proposed Amount for 2020</b>	<b>Transfers Authorized by Statute</b>
	<b>Totals</b>	0	0	0	
	<b>Adjustments*</b>				
	<b>Adjusted Totals</b>	0	0	0	

\*Note: Adjustments are required only if the transfer is being made in 2019 and/or 2020 from a non-budgeted fund.





**NOTICE OF BUDGET HEARING**

State of Kansas  
Special District  
2020

The governing body of  
**Fire District 7**  
Cowley County

will meet on at at for the purpose of hearing and  
answering objections of taxpayers relating to the proposed use of all funds and the amount of tax to be levied.  
Budget information is available at Cowley County Clerk's Office, 321 E. 10th Avenue, Winfield and will be available at this hearing.

**BUDGET SUMMARY**

Proposed Budget 2020 Expenditures and Amount of 2019 Ad Valorem Tax establish the maximum limits  
of the 2020 budget. Estimated Tax Rate is subject to change depending on the final assessed valuation.

FUND	Prior Year Actual 2018		Current Year Estimate for 2019		Proposed Budget Year for 2020		
	Expenditures	Actual Tax Rate*	Expenditures	Actual Tax Rate*	Budget Authority for Expenditures	Amount of 2019 Ad Valorem Tax	Estimate Tax Rate*
General	223,770	5.250	240,650	5.250	251,943	222,517	5.250
Debt Service							
Totals	223,770	5.250	240,650	5.250	251,943	222,517	5.250
Less: Transfers	0		0		0		
Net Expenditures	223,770		240,650		251,943		
Total Tax Levied	198,077		213,508		xxxxxxxxxxxxxxxx		
Assessed Valuation	37,700,228		40,668,130		42,384,216		

Outstanding Indebtedness,

Jan 1,	2017	2018	2019
G.O. Bonds	0	0	0
Revenue Bonds	0	0	0
Other	0	0	0
Lease Pur. Princ.	0	0	0
Total	0	0	0

\*Tax rates are expressed in mills.





010025212

#37

(First published in the Cowley Courier/Traveler Tuesday, July 30, 2019.)

State of Kansas  
County  
2020


AFFIDAVIT OF PUBLICATION  
STATE OF KANSAS, COUNTY OF COWLEY  
Arty Hicks, of lawful age, being first  
Manager of The Cowley Courier/Traveler  
Daily Courier and Arkansas City Traveler  
published in the City of Arkansas City,  
paper has been admitted to the mails  
of publication and has general paid  
yearly basis in said county; and is not  
and has been so published continuously  
at least five years immediately prior to


and that the notice, of which a true  
and entire issue of said newspaper

one consecutive  
the first publication being made on the  
30th day of July

with subsequent publication being made  
\_\_\_\_\_ day of \_\_\_\_\_  
\_\_\_\_\_ day of \_\_\_\_\_  
\_\_\_\_\_ day of \_\_\_\_\_  
\_\_\_\_\_ day of \_\_\_\_\_  
\_\_\_\_\_ day of \_\_\_\_\_

And the affidavit further says he has  
above set forth, and that they are true

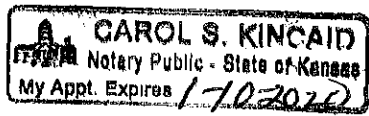
  
Clerk

Subscribed and sworn to before me this  
  
Notary Public - State of Kansas

Commission Expires January 10, 2022

Printer's Fee

\$ 234.60

  
CAROL S. KINCAID  
Notary Public - State of Kansas  
My Appt. Expires 1-10-2022

NOTICE OF BUDGET HEARING

The governing body of  
Cowley County  
will meet on 8/20/2019 at 6:00 PM at Cowley County Commission Meeting Room for the purpose of hearing and  
answering objections of taxpayers relating to the proposed use of all funds and the amount of ad valorem tax.  
Detailed budget information is available at Cowley County Clerk's Office, 321 E. 10th, Winfield and will be available at this hearing.

**BUDGET SUMMARY**  
Proposed Budget 2020 Expenditures and Amount of 2019 Ad Valorem Tax establish the maximum limits of the 2020 budget.  
Estimated Tax Rate is subject to change depending on the final assessed valuation.

FUND	Prior Year Actual for 2018		Current Year Estimate for 2019		Proposed Budget Year for 2020		
	Expenditures	Actual Tax Rate*	Expenditures	Actual Tax Rate*	Budget Authority for Expenditures	Amount of 2019 Ad Valorem Tax	Est. Tax Rate*
General	10,757,980	36.749	12,470,492	36.448	13,063,265	10,235,404	36.891
Debt Service							
Road & Bridge	3,570,194	8.013	4,221,547	8.173	4,206,347	2,712,806	9.778
035 Noxious Weeds	97,164	0.301	145,931	0.432	141,954	106,593	0.384
045 Economic Development	213,008		286,992		295,321		
042 Annex Sales Tax					563,630		
050 Transfer Station							
070 911 System	157,536		218,000		218,000		
072 Record Mgmt System	8,039		55,000		55,000		
075 Community Corrections	391,681		399,460		383,144		
080 Arsenic Services	578,473		594,337		497,762		
081 Juvenile Services Reinvestment					88,769		
152 Oil & Gas Depletion							
105 Special Alcohol	11,000		11,000		5,000		
110 Special Parks & Rec					20,000		
115 County Atty Training	1,868		6,000		6,000		
116 County Atty Forfeiture					324		
120 Drug Screening	26,175		30,750		25,750		
132 Jail Sales Tax Surplus	399,999		300,000		39,791		
133 Annex Debt Service					323,629		
134 Annex Sales Tax Surplus	4,370				25,000		
141 Special Law Enforcement	50,187		70,000		130,000		
142 Firearms Range	593		2,200		2,260		
143 Jail Enterprise							
145 Self Insured Benefits	1,771,250		2,315,500		2,790,000		
150 CDDO	333,397		335,397		356,666		
Non-Budgeted Funds-A	283,746						
Non-Budgeted Funds-B	13,993						
Totals	18,670,653	45.063	21,462,106	45.053	23,237,612	13,054,803	47.053
Less: Transfers	733,000		933,000		1,578,000		
Net Expenditure	17,937,653		20,529,106		21,659,612		
Total Tax Levied	11,692,401		12,129,079		XXXXXXXXXXXXXXXXXXXX		
Assessed Valuation	253,796,580		269,197,988		277,448,609		

Outstanding Indebtedness:	2017	2018	2019
January 1,			
G.O. Bonds	1,535,000	0	0
Revenue Bonds	0	0	0
Other	0	0	0
Lease Pur. Price	0	0	0
Total	1,535,000	0	0

\*Tax rates are expressed in mills

Karen Madison  
Clerk

Other County	Prior Year Actual for 2018		Current Year Estimate for 2019		Proposed Budget Year for 2020			
	Expenditures	Tax Rate*	Expenditures	Tax Rate*	Budget Authority for Expenditures	Amount of 2019 Ad Valorem Tax	Estimated Valuation July 1, 2019	Est. Tax Rate*
Special District Funds								
Fire District 1	38,903	4.394	40,500	4.367	42,750	38,779	9,177,636	4.225
Fire District 2	66,569	8.019	71,839	8.106	75,400	65,026	8,301,348	7.833
Fire District 3	44,417	4.696	46,000	4.959	49,349	40,842	8,419,309	4.851
Fire District 4	64,966	2.181	68,800	2.088	82,566	75,000	30,439,891	2.464
Fire District 5	320,433	7.500	337,625	7.500	357,325	306,034	40,804,646	7.500
Fire District 6	60,620	8.808	56,350	7.445	56,493	55,000	7,460,342	7.372
Fire District 7	223,770	5.250	240,650	5.250	251,943	222,517	42,384,216	5.250
Fire District 8	38,897	7.340	38,041	6.990	30,350	28,130	3,187,826	8.824
Totals	858,573	48.188	889,805	46.705	946,176	831,328		48.319

\*Tax rates are expressed in mills

Commission Expires January 10, 2022

Clerk

Page No.

24

(7-30)