



STATE OF KANSAS WORKFORCE REPORT 2022

Table of Contents

Section 1: Workforce Highlights

Introduction	3
Workforce Highlights, Profile of State Employees, Kansas Population	4
Kansas Government Functions	5
Number of Authorized FTE by Government Function	7
Number of Positions by Agency	8
Number of Classified and Unclassified Employees by Agency	10
Classified Employees by County of Work	12
Unclassified Employees by County of Work	13
Twenty-five Most Populous Job Titles	14
Twenty-five Most Populous Agencies	15

Section 2: Workforce Characteristics

Workforce Summary	16
Number, Salary, Age and Years of Service of Classified Employees – by Agency	17
Number, Salary, Age and Years of Service of Unclassified Employees – by Agency	19
Number of Classified Employees by Location on Civil Service Plan	21
Number of Classified and Unclassified Employees by Agency, by Gender	22
Ethnic and Gender Distribution by Agency: Classified Employees	24
Ethnic and Gender Distribution by Agency: Unclassified Employees	25
Ethnic Distribution of the Workforce	26
Number of Employees by Annual Pay	27
Number of Employees by Age Group	27
Number of Employees by Length of Service	28

Section 3: Turnover

Turnover Highlights & Report Information	29
Statewide Turnover by Fiscal Year	31
Terminations by Length of Service	32
Appointments by Agency	33
Turnover by Termination Type	36
Separations by Agency	37
Involuntary Turnover by Reason	41
Agencies with Less Than 10% Turnover	42
Turnover by Agency	43
Job Titles with 20% or Higher Turnover	47

Section 4: Special Comparison Report

Number of Employees by Type of Employee by Fiscal Year – Executive Branch	49
Number of Employees by Type of Employee by Fiscal Year – Legislative Branch	50
Number of Employees by Type of Employee by Fiscal Year – Judicial Branch	51
Number of Classified Regular Employees by Agency	52
Number of Unclassified Regular Employees by Agency	54
Number of Unclassified Temporary – Benefit Eligible Employees by Agency	56
Number of Classified Temporary Employees by Agency	58
Number of Unclassified Temporary – Non-Benefit Eligible by Agency	60
Glossary	62
Classified Service: Executive Branch Position Reference Table	63
Unclassified Service: Executive Branch Position Reference Table	64

Introduction

The Department of Administration, Office of Personnel Services (OPS) presents its 20th annual State of Kansas Workforce Report. This report presents facts and statistics about the state government workforce for Fiscal Year 2022. It supplies information from both statewide and agency perspectives, providing useful fact-based data for human resource planning and decision-making.

The information presented in this report was gathered from SHARP (Statewide Human Resource and Payroll System), the Kansas Department of Labor and the U.S. Census Bureau.

Beginning with the FY 2015 report, data from Regents Universities is no longer included as the Universities publish their own reports or workforce data.

The changes that were originally made in the FY 2012 Workforce Report and continued in subsequent reports are continued in this report as well. These changes were made so that data in the Workforce Report would be comparable to the data sources found in other reports that OPS routinely provides and represents the most accurate and appropriate measures of the current workforce. These changes, however, prevent some exact comparisons to data found in Workforce Reports from prior years.

Readers interested in comparing data between Workforce Reports are cautioned to read the footnotes that accompany each presentation to determine if the population of employees contained in each presentation is the same.

Due to the increasing complexity of determining retirement eligibility, all retirement reports were eliminated starting in FY 2012.

The Office of Personnel Services welcomes your comments and questions regarding this report. Please call Michael Phillips at (785) 296-4710 or email at Michael.Phillips@ks.gov if you have comments or questions.

State of Kansas
Fiscal Year 2022 Section 1: Workforce Highlights

Profile of Classified and Unclassified Employees

	Classified	Unclassified
Number of Employees	4,400	14,185
Average Age	46	46
Average Length of Service	14	10
Average Annual Salary	\$48,662	\$54,726

Source: SHARP (June 2022); Includes classified and unclassified, benefit-eligible employees including full and part-time employees. Excludes Regents universities, legislators, student employees, classified temporary and unclassified non-benefit eligible temporary employees.

General Kansas Statistics Compared to Other U.S. States

Kansas Population **2,934,582**
Population Rank Out of 50 States **35th**

Source: U.S. Census Bureau (2020 State Population Estimates, July 1 2021)

% of State & Local Government Employees to U.S. Total **1.2%**

Source: U.S. Census Bureau; April 2020, Census of Governments

*2021 numbers from the US Census Bureau had not been updated at the time of this report.

Kansas Government Functions

General Government

Agency Name and Number

016 Abstracters Board of Examiners
082 Attorney General
094 Bank Commissioner
266 Examiners for Hearing Aids, Board of
102 Behavioral Sciences Reg Board
028 Accountancy, Board of
100 Barbering, Board of
149 Cosmetology, Board of
204 Mortuary Arts, Board of
482 Nursing, Board of
531 Pharmacy, Board of
700 Veterinary Examiners, Board of
122 Citizens Utility Ratepayer Bd
143 Corporation Commission
562 Tax Appeals, Board of
167 Dental Board
173 Administration, Department of
159 Credit Unions, Department of
565 Revenue, Department of
335 Office of Information Technology Services
300 Commerce, Department of
252 Governor
270 Health Care Stabilization
328 Indigents Defense Services Board
331 Insurance Department
677 Judicial Branch
349 Judicial Council
058 Kansas Human Rights Commission
553 Racing & Gaming Commission, Kansas
522 Correctional Industries, Kansas
247 Ethics Commission, Kansas Gov
291 Home Inspectors Registration Board
365 Public Employees Retirement System, Kansas
422 Legislative Coordinating Council
425 Legislative Research Department
428 Legislature
446 Lieutenant Governor
178 Office of Administrative Hearings
488 Optometry Board of Examiners
671 Pooled Money Investment Board
540 Legislative Division of Post Audit
543 Real Estate Appraisal Board
549 Real Estate Commission
579 Revisor of Statutes
622 Secretary of State
625 Securities Commissioner of Kansas
105 State Board of Healing Arts
670 State Treasurer
663 Technical Professions, Board of
450 Lottery, Kansas

Public Safety

Agency Name and Number

034 Adjutant General
521 Corrections, Department of
195 El Dorado Correctional Facility
177 Ellsworth Correctional Facility
206 Emergency Medical Services Board
234 Fire Marshal
280 Highway Patrol
313 Hutchinson Correctional Facility
083 Investigation, Kansas Bureau of
352 Juvenile Correctional Complex
400 Lansing Correctional Facility
408 Larned Correctional Mental Health Facility
412 Larned Juvenile Correctional Facility
581 Norton Correctional Facility
529 Peace Officers, Standards & Training
626 Sentencing Commission, Kansas
660 Topeka Correctional Facility
712 Winfield Correctional Facility

Education

Agency Name and Number

604 Blind, School for the
610 Deaf, School for the
652 Education, Department of
379 Emporia State University
246 Fort Hays State University
288 Historical Society, Kansas
367 Kansas State University
434 Library, State
385 Pittsburg State University
561 Regents, Board of
682 University of Kansas
683 University of Kansas Medical Center
715 Wichita State University

Transportation

Agency Name and Number

276 Transportation, Department of

Agriculture and Natural Resources

Agency Name and Number

046 Agriculture, Department of
264 Dept of Health & Environment - Environment
373 Fair, Kansas State
709 Water Office, Kansas
710 Wildlife, Parks & Tourism, Department of

Human Services

Agency Name and Number

039	Aging & Disability Services, Dept for
629	Children and Families, Department for
261	Guardianship Program, Kansas
264	Health & Environment - Department of Health
296	Labor, Department of
410	Larned State Hospital
363	Neurological Institute, Kansas
494	Osawatomie State Hospital
507	Parsons State Hospital & Training Center
555	Rainbow Mental Health Facility
694	Veterans' Affairs, Commission on

Agriculture and Natural Resources: agencies that promote, protect, and restore natural resources in Kansas. This includes agricultural product regulation and inspection, inspection of livestock facilities and monitoring the status of the environment; maintenance of state parks, state fishing lakes, and wildlife areas; conservation and management of soil and water resources; environmental protection, commodity inspections, and public health maintenance through control of animal infectious diseases.

Education: agencies that support primary, secondary, and higher education.

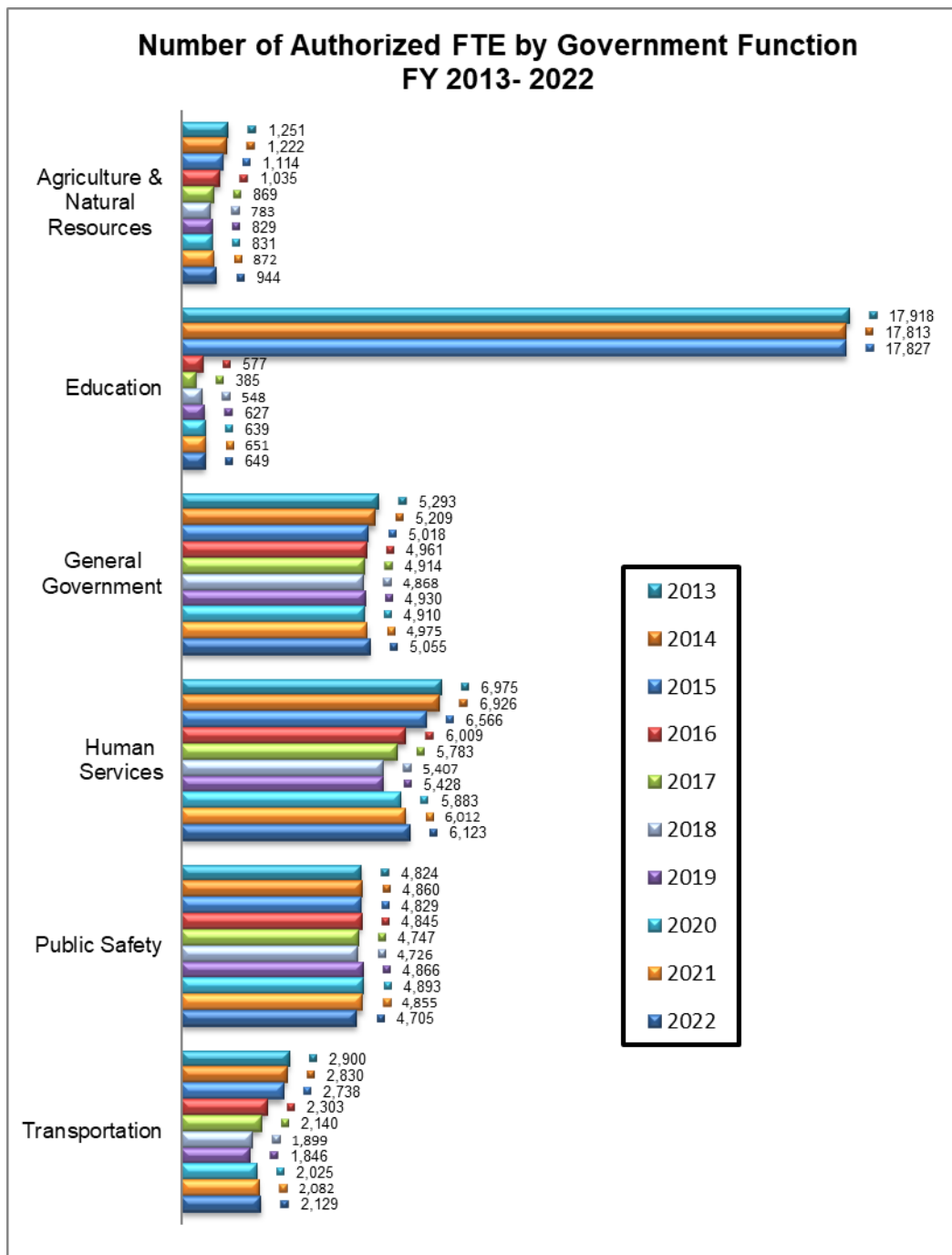
General Government: agencies that provide overall policy guidance to state government, perform administrative services to all state agencies, collect and distribute state revenues, and carry out regulatory functions.

Human Services: agencies that provide a wide range of services to Kansans, including job training and placement, payment of unemployment insurance benefits, veterans' counseling and care; preventive health services and social services to elderly and disadvantaged citizens.

Public Safety: agencies that preserve the security and safety of Kansas citizens.

Transportation: the Kansas Department of Transportation provides maintenance and improvement of the 10,000-mile state highway system.

Source: Fiscal Year 2022 Budget Comparison Report, Schedule 9.



Source: Fiscal Year 2022 Budget Comparison Report, (Schedule 7). The number of positions in Education decreased in Fiscal Year 2015 because Regents Universities are no longer included in the Workforce Report.

Number of Positions by Agency
Full Time Equivalent (FTE) Positions

FY 13 - 22

Agy #	Agency Name	2013	2014	2015	2016	2017	2018	2019	2020	2021	2022	+/-
028	Board of Accountancy	2.00	1.00	1.00	1.00	1.00	3.00	3.00	3.00	3.00	3.00	1.0
034	Adjutant General	197.00	200.50	185.50	132.50	132.50	134.50	134.50	158.50	225.00	287.00	90.0
039	Ks Dept for Aging & Disability Services	277.25	233.00	217.00	195.00	167.50	224.00	249.00	249.00	256.00	279.00	1.8
046	Kansas Dept of Agriculture	352.49	270.00	233.00	138.48	118.00	122.00	71.00	41.00	40.10	39.10	-313.4
055	Animal Health Department	0.00	0.00	0.00	0.00	0.00	0.00	0.00	0.00	0.00	0.00	0.0
058	Kansas Human Rights Comm	23.00	23.00	23.00	23.00	23.00	23.00	23.00	23.00	23.00	23.00	0.00
082	Attorney General	103.50	116.00	116.00	120.00	119.39	119.39	130.00	125.60	133.00	133.00	29.50
083	Kansas Bureau of Investigation	218.00	211.00	223.00	223.00	223.00	223.00	243.00	238.00	238.00	238.00	20.00
094	Bank Commissioner	109.00	109.00	103.00	95.00	94.00	91.00	91.00	91.00	92.00	93.00	-16.00
100	Board of Barbering	1.50	1.50	1.00	1.00	1.00	1.00	0.50	0.75	0.75	1.30	-0.20
102	Behavioral Sciences Reg Board	9.00	9.00	6.00	6.00	6.00	8.00	10.00	8.00	9.00	9.00	0.0
105	State Board of Healing Arts	45.00	45.00	45.00	45.00	46.00	46.00	46.00	46.00	46.00	46.00	1.0
122	Citizens Utility Ratepayer Bd	6.00	6.00	6.00	6.00	6.00	6.00	7.00	7.00	7.00	7.00	1.0
143	Corporation Commission	209.00	198.00	198.00	197.00	204.50	204.50	204.50	204.50	204.50	204.50	-4.5
149	Board of Cosmetology	11.00	11.00	11.00	11.00	7.00	7.00	13.00	14.00	14.00	14.00	3.0
159	Department of Credit Unions	12.00	12.00	12.00	12.00	12.00	12.00	12.00	12.00	12.00	12.00	0.00
167	Dental Board	3.00	3.00	3.00	3.00	3.00	3.00	3.00	3.00	3.00	3.00	0.00
171	Health Policy Authority	0.00	0.00	0.00	0.00	0.00	0.00	0.00	0.00	0.00	0.00	0.00
173	Department of Administration	542.25	467.15	466.15	391.00	372.75	385.95	323.50	415.50	384.00	463.00	-79.25
177	Ellsworth Correctional Facility	217.00	232.00	232.00	232.00	235.00	234.00	234.00	234.00	233.00	233.00	16.00
178	Office of Admin Hearings	13.00	10.00	9.00	4.00	3.00	2.00	8.00	10.00	12.00	12.00	-1.0
195	El Dorado Correctional Facility	422.00	477.50	480.50	483.00	480.00	481.00	486.00	481.00	486.00	482.00	60.0
204	Board of Mortuary Arts	3.00	3.00	3.00	3.00	3.00	3.00	3.00	3.00	3.00	3.00	0.0
206	Emergency Medical Services	14.00	14.00	14.00	14.00	14.00	10.00	10.00	10.01	11.01	10.01	-4.0
247	Ks Gov Ethics Commission	9.00	7.50	7.50	7.50	7.50	7.50	7.50	7.50	8.00	8.00	-1.00
252	Governor	40.00	36.87	30.42	31.17	35.50	31.58	34.08	37.10	40.30	45.80	5.80
261	Ks Guardianship Program	10.00	10.00	10.00	10.00	10.00	10.00	10.00	10.00	10.00	10.00	0.00
264	Dept of Health & Environment	404.63	378.58	345.58	291.48	221.93	284.08	334.10	372.70	395.55	413.90	9.27
264	Dept of Health & Environment	536.93	466.75	452.90	496.60	302.05	296.05	622.50	1014.30	988.50	988.50	451.6
266	Bd of Examiners for Hearing Aids	0.00	0.00	0.00	0.00	0.00	0.50	0.50	0.50	0.50	0.50	0.5
270	Health Care Stabilization Fund	18.00	18.00	19.00	20.00	20.00	20.00	20.00	21.00	21.00	21.00	3.0
276	Department of Transportation	2829.50	2687.50	2302.50	2139.50	1899.00	1846.00	2024.75	2081.50	2128.50	2060.80	-768.7
280	Highway Patrol	841.00	841.00	841.00	834.00	829.00	823.00	823.00	854.00	822.00	822.00	-19.0
288	Kansas Historical Society	117.00	95.50	95.50	95.50	95.50	73.25	76.50	77.50	77.50	78.50	-38.50
296	Department of Labor	489.00	443.44	335.05	232.45	217.85	191.65	175.29	178.04	195.05	291.05	-197.95
300	Dept of Commerce	238.00	192.00	164.25	149.00	137.12	137.12	114.10	112.30	109.47	120.49	-117.51
313	Hutchinson Correctional Facility	504.00	504.00	504.00	504.00	501.00	499.00	505.00	505.00	505.00	506.00	2.00
319	Topeka Juvenile Correctional Facility	0.00	0.00	0.00	0.00	0.00	0.00	0.00	0.00	0.00	0.00	0.00
325	Beloit Juvenile Correctional Facility	0.00	0.00	0.00	0.00	0.00	0.00	0.00	0.00	0.00	0.00	0.0
328	Board of Indigents Defense Services	188.00	186.50	187.00	187.00	188.50	191.60	196.10	198.70	198.70	198.70	10.7
331	Insurance Department	122.36	122.36	122.36	122.36	118.50	139.00	129.20	129.63	135.63	136.00	13.6
335	Office of Information Technology Services	0.00	0.00	0.00	0.00	0.00	67.15	67.15	92.65	112.50	113.15	113.2
349	Judicial Council	5.00	5.00	5.00	5.00	5.00	5.00	5.00	5.00	5.00	5.00	0.0
350	Juvenile Justice Authority	32.00	0.00	0.00	0.00	0.00	0.00	0.00	0.00	0.00	0.00	-32.00
352	Kansas Juvenile Correct Complex	288.50	266.50	262.50	236.50	226.50	349.50	349.50	257.50	256.50	256.50	-32.00
355	Atchison Juvenile Correctional Facility	0.00	0.00	0.00	0.00	0.00	0.00	0.00	0.00	0.00	0.00	0.00
359	Ks Arts Commission	0.00	0.00	0.00	0.00	0.00	0.00	0.00	0.00	0.00	0.00	0.00
360	Kansas, Inc.	0.00	0.00	0.00	0.00	0.00	0.00	0.00	0.00	0.00	0.00	0.00
363	Kansas Neurological Institute	469.70	471.70	473.50	457.20	437.70	437.70	437.70	437.70	437.25	437.25	-32.5
365	Ks Pub Employees Ret Sys	95.25	97.35	98.35	98.35	98.35	98.35	98.35	98.35	98.35	98.35	3.1
371	Ks Tech Enterprise Corp	0.00	0.00	0.00	0.00	0.00	0.00	0.00	0.00	0.00	0.00	0.0
373	Kansas State Fair Board	25.00	25.00	25.00	25.00	25.00	25.00	26.00	26.00	26.00	26.00	1.0
400	Lansing Correctional Facility	679.00	679.00	682.00	681.00	678.00	682.00	684.00	685.00	406.00	407.00	-272.0
408	Larned Cor Mental Health Facility	183.00	182.00	182.00	184.00	184.00	184.00	186.00	187.00	189.00	189.00	6.00
410	Larned State Hospital	889.20	928.00	936.50	936.50	924.50	920.50	972.50	972.50	972.50	933.50	44.30

Number of Positions by Agency
Full Time Equivalent (FTE) Positions

FY 13 - 22

Agy #	Agency Name	2013	2014	2015	2016	2017	2018	2019	2020	2021	2022	+/-
412	Larned Juvenile Correctional Facility	148.00	142.00	147.00	137.00	136.00	0.00	0.00	0.00	0.00	0.00	-148.00
422	Legislative Coordinating Council	12.00	8.00	8.00	8.00	8.00	8.00	9.00	8.00	8.00	8.00	-4.0
425	Legislative Research Department	40.00	40.00	40.00	40.00	40.00	40.00	40.00	40.00	40.00	40.00	0.0
428	Legislature	48.00	48.00	48.00	48.00	48.00	48.00	48.00	48.00	48.00	50.00	2.0
434	State Library	24.00	25.00	24.00	18.00	16.00	21.00	21.00	25.00	26.00	27.00	3.0
446	Office of the Lt Governor	3.00	0.00	0.00	0.00	0.00	0.00	0.00	0.00	0.00	0.00	-3.0
450	The Kansas Lottery	96.00	90.00	85.00	75.00	76.00	105.00	95.00	95.00	95.00	90.00	-6.0
482	Kansas Board of Nursing	23.00	26.00	25.00	26.00	26.00	25.00	27.00	27.00	27.00	27.00	4.0
488	Optometry Board of Examiners	0.80	0.80	0.80	1.00	1.00	1.00	1.00	1.00	1.00	1.00	0.2
494	Osawatomie State Hospital	386.40	396.40	498.10	483.10	483.10	478.10	478.10	476.55	497.49	473.75	87.4
507	Parsons State Hospital & Training Center	437.20	427.70	467.20	467.20	477.20	477.20	477.20	477.20	477.20	477.20	40.0
521	Kansas Department of Corrections	357.00	311.50	305.00	316.00	298.00	297.00	308.75	315.75	382.00	392.50	35.5
523	Ks Parole Board	0.00	0.00	0.00	0.00	0.00	0.00	0.00	0.00	0.00	0.00	0.0
529	KS Cmsn on Peace Officers Stds & Training	7.00	7.00	6.00	5.00	5.00	5.00	5.00	5.00	5.00	5.00	-2.0
531	Board of Pharmacy	8.00	8.00	9.00	9.00	10.00	10.00	7.00	10.00	14.00	17.00	9.0
540	Legislative Division of Post Audit	22.00	22.00	25.00	25.00	25.00	25.00	25.00	24.00	26.00	26.00	4.0
543	Real Estate Appraisal Board	2.00	2.00	2.00	2.00	2.00	2.00	2.00	2.00	2.00	2.00	0.0
549	Real Estate Commission	13.00	11.00	9.00	9.00	4.00	8.00	10.80	11.80	11.80	11.80	-1.2
553	Kansas Racing & Gaming Commission	98.00	93.50	91.50	113.00	110.50	109.50	103.50	103.50	101.00	98.50	0.5
555	Rainbow Mental Health Facility	109.20	112.20	0.00	0.00	0.00	0.00	0.00	0.00	0.00	0.00	-109.2
561	Board of Regents	62.50	62.50	62.50	62.50	62.50	62.50	62.50	62.50	62.50	62.50	0.0
562	Board of Tax Appeals	19.00	19.00	17.00	17.00	17.00	17.00	17.00	16.00	16.00	15.00	-4.0
565	Kansas Department of Revenue	994.00	944.00	944.00	944.00	971.70	971.70	1019.10	988.80	1078.70	1049.15	55.2
579	Revisor of Statutes	31.50	31.50	31.50	31.50	31.50	31.50	31.50	31.50	31.50	31.50	0.0
581	Norton Correctional Facility	261.00	260.00	264.00	262.00	261.00	262.00	262.00	262.00	262.00	262.00	1.0
604	School for the Blind	82.50	81.50	81.50	81.50	81.50	81.50	81.50	81.50	81.50	81.50	-1.0
610	School for the Deaf	150.50	143.50	143.50	143.50	143.50	143.50	143.50	143.50	143.50	143.50	-7.0
622	Secretary of State	51.00	50.00	48.00	48.00	47.00	46.00	46.00	46.00	46.00	46.00	-5.0
625	Office of the State Securities Commissioner	30.00	30.00	30.00	26.75	30.00	30.00	30.00	30.00	30.00	30.00	0.0
626	Kansas Sentencing Commission	8.00	9.00	9.00	9.50	9.50	9.50	10.50	10.50	10.25	11.25	3.3
629	Kansas Department for Children and Families	2987.63	2743.76	2251.51	2136.51	2024.91	2024.91	2183.93	2272.93	2316.93	2804.93	-182.7
634	Ks Conservation Commission	0.00	0.00	0.00	0.00	0.00	0.00	0.00	0.00	0.00	0.00	0.0
652	Department of Education	187.25	170.50	170.00	160.00	148.90	244.90	253.50	261.03	258.15	254.90	67.7
660	Topeka Correctional Facility	239.00	239.00	255.00	255.00	255.00	256.00	256.00	255.00	279.00	254.00	15.0
663	State Board of Technical Professions	5.00	5.00	5.00	5.00	5.00	2.00	4.00	5.00	5.00	5.00	0.0
670	State Treasurer	46.50	46.50	45.50	45.50	45.50	39.50	39.50	39.00	39.00	39.00	-7.5
677	Judicial Branch	1855.30	1858.30	1859.30	1899.30	1861.80	1865.30	1868.00	1868.00	1868.00	1938.00	82.7
694	Veterans Commission	333.00	333.00	368.00	368.00	368.00	368.00	368.00	368.00	368.00	368.00	35.0
700	Board of Veterinary Examiners	3.00	4.00	0.00	4.00	4.00	4.00	4.00	4.00	4.00	4.00	1.0
709	Kansas Water Office	21.00	18.00	18.00	19.00	19.00	19.00	19.00	20.00	20.00	19.00	-2.0
710	KS Wildlife, Parks & Tourism	418.50	418.50	412.50	395.50	395.50	379.00	381.00	411.80	462.00	452.00	33.5
712	Winfield Correctional Facility	196.00	198.00	198.00	198.00	197.00	197.00	197.00	197.00	197.00	196.00	0.0
Total FTE		21,621	20,734	19,674	18,974	18,180	18,513	19,276	19,919	20,051	20,712	-909

Comments: Positions by agency reflects the total number of full-time equivalent positions authorized for each agency. Typically, agencies have more positions than employees, because there are vacancies at any given time. In some cases, more than one employee may be used to fill an FTE.

Source: Fiscal Year 2022 Budget Comparison Report, (Schedule 7).

**Number of Classified and Unclassified Employees by Agency
Fiscal Year 2022**

Agy #	Agency Name	Number of Employees		Total
		Classified	Unclassified	
016	Abstracters Board of Examiners	0	0	0
028	Board of Accountancy	0	3	3
034	Adjutant General	4	271	275
039	Ks Dept for Aging & Disability Services	16	218	234
046	Kansas Dept of Agriculture	15	285	300
058	Kansas Human Rights Commission	4	9	13
082	Attorney General	0	155	155
083	Kansas Bureau of Investigation	116	206	322
094	Bank Commissioner	0	103	103
100	Board of Barbering	0	2	2
102	Behavioral Sciences Reg Board	0	9	9
105	State Board of Healing Arts	0	54	54
122	Citizens Utility Ratepayer Bd	0	7	7
143	Corporation Commission	1	158	159
149	Board of Cosmetology	1	12	13
159	Department of Credit Unions	0	9	9
167	Dental Board	0	3	3
173	Department of Administration	39	349	388
177	Ellsworth Correctional Facility	137	40	177
178	Office of Administrative Hearings	0	11	11
195	El Dorado Correctional Facility	294	65	359
204	Board of Mortuary Arts	1	2	3
206	Emergency Medical Services	7	5	12
234	Fire Marshal	4	53	57
247	KS Gvmtl Ethics Commission	0	7	7
252	Governor	0	51	51
264	Dept of Health & Environment	104	1,298	1,402
266	Bd of Examiners for Hearing Aids	0	0	0
270	Health Care Stabilization Fund B	0	18	18
276	Department of Transportation	162	1,875	2,037
280	Highway Patrol	586	125	711
288	Kansas Historical Society	44	11	55
296	Department of Labor	78	323	401
300	Dept of Commerce	75	184	259
313	Hutchinson Correctional Facility	340	86	426
328	Indigents Defense Services St Bd	15	165	180
331	Insurance Department	0	117	117
335	Office of Information Technology Services	7	91	98
349	Judicial Council	0	4	4
352	Kansas Juvenile Correct. Complex	140	45	185
363	Kansas Neurological Institute	102	238	340

Number of Classified and Unclassified Employees by Agency
Fiscal Year 2022 cont

Agy #	Agency Name	Number of Employees		Total
		Classified	Unclassified	
365	Ks Public Employees Retirement Sys	0	127	127
373	Kansas State Fair Board	1	24	25
400	Lansing Correctional Facility	272	36	308
408	Larned Corr Mental Health Facility	124	31	155
410	Larned State Hospital	118	395	513
422	Legislative Coordinating Council	0	8	8
425	Legislative Research Dept	0	41	41
428	Legislature	0	42	42
434	State Library	3	23	26
450	The Kansas Lottery	1	80	81
482	Board of Nursing	3	19	22
488	Optometry Board of Examiners	0	1	1
494	Osawatomie State Hospital	36	310	346
507	Parsons St Hosp & Trng Center	126	291	417
521	Department of Corrections	145	248	393
522	KS Correctional Industries	2	45	47
529	KS Comm Peace Officers Std & Trng	0	6	6
531	Board of Pharmacy	2	14	16
540	Post Audit Legislative Div	0	24	24
543	Real Estate Appraisal Board	0	2	2
549	Real Estate Commission	0	10	10
553	Kansas Racing & Gaming Comm	7	77	84
561	Board of Regents	0	55	55
562	Court of Tax Appeals	0	14	14
565	Department of Revenue	135	860	995
579	Revisor of Statutes	0	28	28
581	Norton Correctional Facility	155	45	200
604	School for the Blind	3	69	72
610	School for the Deaf	5	114	119
622	Secretary of State	0	37	37
626	Kansas Sentencing Commission	0	14	14
629	Dept for Children and Families	497	1,658	2,155
652	Department of Education	3	223	226
660	Topeka Correctional Facility	196	45	241
663	Technical Professions St Bd	0	4	4
670	State Treasurer	1	33	34
671	Pooled Money Investment Board	1	4	5
677	Judicial Branch	0	1,866	1,866
694	Veterans Commission	55	200	255
700	Board of Veterinary Examiners	0	4	4
709	Kansas Water Office	0	16	16
710	KS Wildlife, Parks & Tourism	81	330	411
712	Winfield Correctional Facility	136	45	181
	TOTAL	4,400	14,185	18,585

Source: SHARP (FY 2022); Includes classified and unclassified, benefit-eligible employees including full and part-time employees. Excludes Regents universities, legislators, classified temporary and unclassified non-benefit eligible employees. Agencies shown with zero employees only have employees that fall within the excluded categories.

Classified Employees by County of Work Fiscal Year 2022

County	Num of Emp	Avg Age	Avg Yrs Service	Avg Salary	County	Num of Emp	Avg Age	Avg Yrs Service	Avg Salary
Allen	3	40.41	7.98	\$70,234.67	Linn	2	31.46	7.35	\$57,137.60
Anderson	7	49.44	19.73	\$53,571.89	Logan	3	35.63	13.34	\$72,876.27
Atchison	8	44.03	12.70	\$49,332.40	Lyon	25	44.58	13.55	\$52,414.34
Barber	2	45.95	22.00	\$82,877.60	Marion	6	48.22	17.71	\$55,057.60
Barton	24	46.72	17.75	\$66,638.87	Marshall	2	59.94	39.03	\$35,724.00
Bourbon	5	47.07	12.24	\$38,434.24	McPherson	15	51.99	22.01	\$50,237.55
Brown	11	54.06	24.65	\$46,348.07	Meade	2	31.69	7.88	\$57,938.40
Butler	285	40.25	8.87	\$46,037.04	Miami	42	49.73	17.95	\$41,343.47
Chase	1	39.01	16.50	\$73,320.00	Mitchell	4	42.40	13.73	\$61,084.40
Chautauqua	1	50.62	16.50	\$73,320.00	Montgomery	29	48.18	13.47	\$50,707.53
Cherokee	10	48.97	15.67	\$44,605.60	Morris	1	21.98	0.01	\$45,032.00
Cheyenne	0	0.00	0.00	\$0.00	Morton	2	45.67	17.63	\$71,177.60
Clay	3	47.97	23.57	\$72,689.07	Nemaha	4	41.73	11.75	\$67,106.00
Cloud	4	45.20	19.16	\$63,944.40	Neosho	20	53.17	17.00	\$50,128.00
Coffey	8	46.68	12.59	\$53,757.60	Norton	140	45.47	11.14	\$48,060.18
Comanche	2	49.18	21.43	\$70,522.40	Osage	6	34.31	6.92	\$57,158.40
Cowley	152	44.53	12.74	\$45,614.81	Osborne	3	45.20	20.10	\$86,014.93
Crawford	35	52.94	17.35	\$50,621.85	Ottawa	1	37.91	14.99	\$73,320.00
Decatur	0	0.00	0.00	\$0.00	Pawnee	246	46.23	12.90	\$44,393.92
Dickinson	1	59.56	31.77	\$42,806.40	Phillips	7	47.81	18.34	\$52,303.09
Doniphan	2	44.25	21.32	\$80,943.20	Pottawatomie	3	33.40	3.89	\$61,380.80
Douglas	39	47.47	14.24	\$51,627.20	Pratt	8	49.78	18.53	\$45,143.80
Elk	1	25.31	1.47	\$45,032.00	Rawlins	1	40.40	16.99	\$91,332.80
Ellis	41	52.35	20.47	\$57,178.69	Reno	376	39.57	9.55	\$46,915.06
Ellsworth	143	42.96	11.15	\$49,460.22	Republic	8	58.90	16.13	\$44,480.80
Finney	44	47.42	15.83	\$53,294.33	Rice	2	54.26	22.26	\$56,565.60
Ford	49	51.92	17.46	\$40,855.87	Riley	27	52.07	18.17	\$52,282.73
Franklin	8	53.02	13.31	\$42,049.80	Rooks	26	45.92	11.58	\$48,543.20
Geary	22	43.88	8.80	\$43,531.56	Rush	0	0.00	0.00	\$0.00
Gove	3	38.31	8.67	\$65,686.40	Russell	5	40.57	13.44	\$63,398.40
Graham	1	45.50	19.15	\$76,960.00	Saline	116	45.25	13.49	\$49,808.56
Grant	1	72.45	20.20	\$49,649.60	Scott	5	34.97	9.51	\$66,098.24
Gray	2	50.07	19.50	\$90,448.80	Sedgwick	281	46.65	14.79	\$51,494.43
Greenwood	4	37.12	5.78	\$44,439.20	Seward	17	49.90	16.61	\$48,128.75
Hamilton	1	59.01	16.79	\$37,980.80	Shawnee	1257	48.37	16.67	\$48,962.28
Harper	2	40.25	14.72	\$64,001.60	Sheridan	3	52.89	23.66	\$46,335.47
Harvey	11	45.66	14.77	\$50,056.15	Sherman	10	41.32	13.56	\$56,509.44
Haskell	2	41.28	12.07	\$68,671.20	Smith	2	39.92	12.74	\$76,700.00
Hodgeman	2	35.20	12.14	\$59,716.80	Stafford	4	37.37	13.30	\$58,770.40
Jackson	7	45.01	15.23	\$54,641.60	Stevens	2	61.63	24.76	\$39,020.80
Jefferson	7	43.91	15.16	\$62,893.26	Sumner	11	43.08	12.36	\$60,357.82
Jewell	3	28.29	5.16	\$51,882.13	Thomas	14	43.46	13.96	\$62,647.00
Johnson	125	48.60	15.24	\$50,872.47	Trego	9	37.28	10.94	\$67,454.40
Kearny	2	35.65	10.74	\$74,807.20	Wabaunsee	5	41.40	5.21	\$48,181.12
Kingman	3	49.18	23.05	\$79,691.73	Washington	1	53.78	27.30	\$93,641.60
Kiowa	4	34.78	8.38	\$65,494.00	Wilson	5	45.65	15.83	\$66,801.28
Labette	173	44.90	12.26	\$40,585.37	Woodson	4	46.53	16.36	\$49,285.60
Leavenworth	291	42.13	10.94	\$47,635.29	Wyandotte	76	50.31	16.25	\$46,708.73
Lincoln	5	44.93	20.15	\$52,411.84	All Other	2	44.26	17.84	\$83,345.60

Source: SHARP (FY 2022); Excludes Regents universities, unclassified, temporary and student employees.

Unclassified Employees by County of Work Fiscal Year 2022

County	Num of Emp	Avg Age	Avg Yrs Service	Avg Salary	County	Num of Emp	Avg Age	Avg Yrs Service	Avg Salary
Allen	37	45.02	8.81	\$50,195.53	Linn	21	48.34	9.18	\$53,089.75
Anderson	26	49.03	10.98	\$49,417.36	Logan	19	45.68	12.99	\$45,218.40
Atchison	44	47.56	9.82	\$49,126.98	Lyon	93	44.73	9.94	\$49,993.96
Barber	10	53.69	5.25	\$43,993.02	Marion	30	46.47	12.83	\$52,164.32
Barton	103	45.69	10.18	\$51,897.90	Marshall	26	47.10	9.27	\$45,257.97
Bourbon	41	46.33	8.10	\$47,042.58	McPherson	32	48.01	11.14	\$53,649.45
Brown	45	49.82	15.34	\$50,543.24	Meade	13	45.92	13.06	\$50,554.89
Butler	180	46.95	11.12	\$50,560.35	Miami	359	45.58	7.28	\$55,452.99
Chase	7	53.07	16.82	\$48,829.97	Mitchell	17	45.26	6.53	\$47,217.55
Chautauqua	11	47.04	9.07	\$44,523.29	Montgomery	85	45.02	9.33	\$51,127.47
Cherokee	34	44.48	9.10	\$48,048.27	Morris	14	55.75	16.22	\$45,773.38
Cheyenne	7	43.20	7.59	\$46,844.93	Morton	10	41.19	9.10	\$57,187.04
Clark	8	52.04	19.88	\$51,862.85	Nemaha	23	44.16	10.11	\$48,158.34
Clay	28	47.48	9.82	\$46,332.52	Neosho	157	49.16	12.56	\$50,765.33
Cloud	32	43.32	8.69	\$47,379.63	Ness	6	56.38	17.86	\$57,120.58
Coffey	12	39.62	12.55	\$52,012.61	Norton	95	45.40	12.68	\$52,169.59
Comanche	11	38.03	8.13	\$45,997.57	Osage	25	42.14	6.19	\$42,083.80
Cowley	235	44.86	7.52	\$45,210.89	Osborne	10	48.67	16.16	\$52,386.22
Crawford	128	44.23	8.46	\$48,720.44	Ottawa	14	46.66	7.17	\$47,007.83
Decatur	7	52.63	11.68	\$47,097.93	Pawnee	445	44.33	8.81	\$51,571.31
Dickinson	27	52.28	13.01	\$50,959.20	Phillips	32	48.91	11.94	\$46,248.17
Doniphan	12	39.08	6.29	\$46,332.16	Pottawatomie	36	50.69	13.87	\$52,239.10
Douglas	149	44.06	9.86	\$53,047.55	Pratt	107	46.52	12.25	\$53,144.43
Edwards	9	51.52	13.67	\$50,637.09	Rawlins	17	52.14	9.96	\$47,769.09
Elk	4	58.77	5.27	\$58,906.91	Reno	309	47.78	11.72	\$50,912.51
Ellis	146	45.30	10.78	\$51,941.23	Republic	13	46.11	9.78	\$48,402.56
Ellsworth	79	49.63	11.71	\$48,307.65	Rice	11	58.00	11.67	\$46,388.73
Finney	136	44.64	10.26	\$52,298.26	Riley	235	44.45	9.71	\$56,065.94
Ford	164	45.06	7.91	\$48,300.97	Rooks	26	45.17	14.20	\$50,600.40
Franklin	51	46.68	10.11	\$48,302.55	Rush	11	49.74	11.14	\$47,303.81
Geary	120	43.26	8.56	\$51,696.50	Russell	15	48.28	12.28	\$46,012.38
Gove	6	43.13	11.83	\$49,231.66	Saline	258	48.18	10.94	\$51,077.52
Graham	8	45.11	11.98	\$46,697.28	Scott	12	43.92	7.01	\$50,038.28
Grant	14	42.88	7.31	\$42,828.24	Sedgwick	991	45.21	8.62	\$51,754.54
Gray	9	49.62	9.67	\$45,714.50	Seward	41	39.78	6.51	\$44,476.44
Greeley	11	47.79	10.48	\$48,135.96	Shawnee	6540	45.56	10.26	\$58,763.75
Greenwood	14	44.10	9.07	\$47,252.25	Sheridan	6	59.59	25.41	\$49,040.65
Hamilton	18	44.28	8.82	\$47,001.40	Sherman	25	50.20	9.53	\$46,488.76
Harper	12	54.23	12.58	\$47,735.98	Smith	9	48.17	13.67	\$48,352.70
Harvey	58	42.68	9.51	\$47,972.21	Stafford	9	45.76	11.38	\$49,462.55
Haskell	6	56.11	5.26	\$47,022.87	Stanton	3	39.71	1.28	\$53,259.37
Hodgeman	7	46.85	10.01	\$46,318.75	Stevens	9	44.73	10.82	\$65,321.18
Jackson	19	52.09	12.18	\$51,433.67	Sumner	44	45.09	8.56	\$56,373.35
Jefferson	20	42.40	8.78	\$55,257.69	Thomas	36	44.58	12.57	\$52,968.68
Jewell	16	46.63	10.12	\$47,085.36	Trego	21	46.34	13.21	\$47,117.27
Johnson	652	45.47	8.84	\$54,245.22	Wabaunsee	18	48.51	11.48	\$45,884.38
Kearny	7	50.87	9.64	\$50,045.63	Wallace	9	43.34	8.95	\$43,609.10
Kingman	18	50.56	13.21	\$50,120.35	Washington	10	50.82	11.12	\$57,956.96
Kiowa	7	44.55	7.32	\$46,948.99	Wichita	3	44.11	3.63	\$55,105.72
Labette	347	41.14	7.29	\$43,616.88	Wilson	20	46.80	9.26	\$50,406.70
Lane	9	45.43	5.38	\$45,743.45	Woodson	17	44.16	7.58	\$47,395.80
Leavenworth	159	48.46	10.72	\$52,297.82	Wyandotte	397	45.97	10.04	\$54,199.17
Lincoln	15	45.26	6.26	\$48,018.62	All Other	66	45.60	9.80	\$54,377.96

Source: SHARP (FY 2022); Excludes Regents universities, classified, student employees, legislators, and unclassified temporary employees that are non-benefit eligible.

Twenty-Five Most Populous Job Titles
Classified Jobs - FY 2022

Rank	Job Title	Number of Employees
1	Equipment Operator	699
2	Public Service Executive	527
3	Program Consultant	516
4	Mental Health/Dev Disability Tech	419
5	Trial Court Clerk II	396
6	Protection Specialist	374
7	Public Service Administrator	373
8	Administrative Assistant	317
9	Court Services Officer I	311
10	Administrative Specialist	309
11	Engineering Technician	264
12	Customer Service Representative	222
13	Human Services Specialist	221
14	Senior Administrative Assistant	196
15	Accountant	168
16	Applications Developer	150
17	Director	143
18	District Court Judges	133
19	Human Services Assistant	132
20	Highway Maintenance Supervisor	131
21	Env Compliance/Regulatory Spec	127
22	Management Analyst	120
22	Special Investigator	116
22	Human Resource Professional	114
25	Professional Civil Engineer	109

Source: SHARP (FY 2022) Includes part-time and full-time classified employees. Excludes Regents universities, unclassified, temporary, and student employees.

**Twenty-Five Most Populous Agencies
FY 2022**

Rank	Agy #	Agency Name	Number of Employees		
			Classified	Unclassified	Total
1	629	Dept for Children and Families	497	1,658	2,155
2	276	Department of Transportation	162	1,875	2,037
3	677	Judicial Branch	0	1,866	1,866
4	264	Dept of Health & Environment	104	1,298	1,402
5	565	Department of Revenue	135	860	995
6	280	Highway Patrol	586	125	711
7	410	Larned State Hospital	118	395	513
8	313	Hutchinson Correctional Facility	340	86	426
9	507	Parsons St Hosp & Training Center	126	291	417
10	710	KS Wildlife, Parks & Tourism	81	330	411
11	296	Department of Labor	78	323	401
12	521	Department of Corrections	145	248	393
13	173	Department of Administration	39	349	388
14	195	El Dorado Correctional Facility	294	65	359
15	494	Osawatomie State Hospital	36	310	346
16	363	Kansas Neurological Institute	102	238	340
17	083	Kansas Bureau of Investigation	116	206	322
18	400	Lansing Correctional Facility	272	36	308
19	046	Kansas Dept of Agriculture	15	285	300
20	034	Adjutant General	4	271	275
21	300	Dept of Commerce	75	184	259
22	694	Veterans Commission	55	200	255
23	660	Topeka Correctional Facility	196	45	241
24	039	Ks Dept for Aging & Disability Svs	16	218	234
25	652	Department of Education	3	223	226

Comments: Eighty-three percent of employees are in the top twenty-five most populous agencies.

Source: SHARP (FY 2022) Includes classified and unclassified, benefit-eligible employees including full and part-time employees. Excludes Regents universities, legislators, student employees, classified temporary and unclassified non-benefit eligible temporary employees.

State of Kansas
Fiscal Year 2022
Section 2: Workforce Characteristics

Workforce Summary

- The average age of the Classified and Unclassified workforce was 46. The Classified workforce average length of service was 14 years and Unclassified at 10 years.
- The 60 and Over Age Group for the entire workforce has gradually trended upwards from 14.4% in 2015 to 18.8% in 2021.
- Employees 40 to 59 years old made up 46.0% of the entire workforce in 2021. This number continues to trend downward yearly from a high of 53.6% in 2016.
- 57.4% of employees had less than 10 years of employment. This has increased every year from 45.4% in 2016.

Number, Salary, Age and Years of Service of Classified Employees By Agency
Fiscal Year 2022

Agy #	Agency Name	# Classified Employees	Average Salary	Average Age	Average Yrs of Service
016	Abstracters Board of Examiners	0	NR	NR	NR
028	Board of Accountancy	0	NR	NR	NR
034	Adjutant General	4	\$41,067	62.03	28.20
039	Ks Dept for Aging & Disability Svs	16	\$49,587	52.14	18.32
046	Kansas Dept of Agriculture	15	\$59,853	54.40	22.10
058	Kansas Human Rights Commission	4	\$46,571	60.13	22.52
082	Attorney General	0	NR	NR	NR
083	Kansas Bureau of Investigation	116	\$68,988	44.96	11.49
094	Bank Commissioner	0	NR	NR	NR
100	Board of Barbering	0	NR	NR	NR
102	Behavioral Sciences Reg Board	0	NR	NR	NR
105	State Board of Healing Arts	0	NR	NR	NR
122	Citizens Utility Ratepayer Bd	0	NR	NR	NR
143	Corporation Commission	1	\$42,806	67.57	49.49
149	Board of Cosmetology	1	\$31,990	50.11	27.29
159	Department of Credit Unions	0	NR	NR	NR
167	Dental Board	0	NR	NR	NR
173	Department of Administration	39	\$42,452	58.74	25.50
177	Ellsworth Correctional Facility	137	\$48,344	42.70	10.65
178	Office of Admin Hearings	0	NR	NR	NR
195	El Dorado Correctional Facility	294	\$45,740	38.62	7.58
204	Board of Mortuary Arts	1	\$37,981	56.67	7.59
206	Emergency Medical Services	7	\$50,666	56.90	15.18
234	Fire Marshal	4	\$56,742	49.02	12.26
247	Ks Gov Ethics Commission	0	NR	NR	NR
252	Governor	0	NR	NR	NR
264	Dept of Health & Environment	104	\$51,465	54.09	21.22
266	Bd of Examiners for Hearing Aids	0	NR	NR	NR
270	Health Care Stabilization Fund B	0	NR	NR	NR
276	Department of Transportation	162	\$43,773	56.86	24.23
280	Highway Patrol	586	\$67,766	43.25	14.56
288	Kansas Historical Society	44	\$41,271	48.36	13.32
296	Department of Labor	78	\$45,007	46.87	16.54
300	Dept of Commerce	75	\$40,877	47.39	8.21
313	Hutchinson Correctional Facility	340	\$46,841	38.61	8.88
328	Indigents Defense Services St Bd	15	\$40,073	58.67	23.51
331	Insurance Department	0	NR	NR	NR
335	Office of Info Tech Services	7	\$52,425	55.57	25.32
349	Judicial Council	0	NR	NR	NR
352	Kansas Juvenile Correct. Complex	140	\$44,424	43.79	10.04
363	Kansas Neurological Institute	102	\$39,584	53.14	22.73
365	Ks Pub Employees Ret Sys	0	NR	NR	NR

Number, Salary, Age and Years of Service of Classified Employees By Agency cont.

Fiscal Year 2022

Agy #	Agency Name	# Classified Employees	Average Salary	Average Age	Average Yrs of Service
373	Kansas State Fair Board	1	\$45,032	58.46	16.98
400	Lansing Correctional Facility	272	\$47,338	41.43	10.39
408	Larned Corr Mental Health Facility	124	\$47,856	42.26	11.55
410	Larned State Hospital	118	\$39,861	50.32	14.19
412	Larned Juvenile Correctional Facility	0	NR	NR	NR
422	Legislative Coordinating Council	0	NR	NR	NR
425	Legislative Research Dept	0	NR	NR	NR
428	Legislature	0	NR	NR	NR
434	State Library	3	\$40,470	65.62	30.66
450	The Kansas Lottery	1	\$34,445	41.43	21.79
482	Board of Nursing	3	\$74,790	51.33	17.55
488	Optometry Board of Examiners	0	NR	NR	NR
494	Osawatomie State Hospital	36	\$37,787	51.67	18.60
507	Parsons St Hosp & Trng Center	126	\$38,795	47.65	14.14
521	Department of Corrections	145	\$50,130	43.78	10.71
522	KS Correctional Industries	2	\$48,890	58.22	19.45
529	Ks Comm Peace Officers Std & Trng	0	NR	NR	NR
531	Board of Pharmacy	2	\$61,443	65.35	20.24
540	Legislation Division of Post Audit	0	NR	NR	NR
543	Real Estate Appraisal Board	0	NR	NR	NR
549	Real Estate Commission	0	NR	NR	NR
553	Kansas Racing & Gaming Comm	7	\$52,844	51.01	17.64
561	Board of Regents	0	NR	NR	NR
562	Court of Tax Appeals	0	NR	NR	NR
565	Department of Revenue	135	\$44,623	57.58	23.32
579	Revisor of Statutes	0	NR	NR	NR
581	Norton Correctional Facility	155	\$47,639	45.78	11.19
604	School for the Blind	3	\$38,688	60.54	18.13
610	School for the Deaf	5	\$56,817	61.96	17.39
622	Secretary of State	0	NR	NR	NR
625	Office of the Securities Comm	0	NR	NR	NR
626	Kansas Sentencing Commission	0	NR	NR	NR
629	Dept for Children and Families	497	\$41,480	52.31	18.76
652	Department of Education	3	\$42,487	54.96	28.68
660	Topeka Correctional Facility	196	\$46,428	35.24	7.33
663	State Bd of Technical Professions	0	NR	NR	NR
670	State Treasurer	1	\$42,806	61.00	37.77
671	Pooled Money Investment Board	1	\$53,414	59.59	28.83
677	Judicial Branch	0	NR	NR	NR
694	Veterans Commission	55	\$31,298	54.86	19.89
709	Kansas Water Office	0	NR	NR	NR
710	KS Wildlife, Parks & Tourism	81	\$49,052	38.87	11.64
712	Winfield Correctional Facility	136	\$47,519	42.00	9.82

Source: SHARP (FY 2022); Includes full-time and part-time classified employees. Excludes Regents universities, legislators, unclassified, and student employees. So that individuals cannot be easily identified, agencies with less than 5 classified employees are listed as “NR” for “not reported”. Agencies without classified employees are also listed as “NR”.

Number, Salary, Age and Years of Service of Unclassified Employees By Agency
Fiscal Year 2022

Agy #	Agency Name	# Unclassified Employees	Average Salary	Average Age	Average Yrs of Service
016	Abstracters Board of Examiners	0	NR	NR	NR
028	Board of Accountancy	3	\$60,128	49.59	10.15
034	Adjutant General	271	\$51,431	46.33	8.83
039	Ks Dept for Aging & Disab Svs	218	\$59,063	47.38	8.31
046	Kansas Dept of Agriculture	285	\$54,223	44.17	9.25
058	Kansas Human Rights Commission	9	\$49,889	51.61	11.48
082	Attorney General	155	\$70,098	48.88	8.56
083	Kansas Bureau of Investigation	206	\$65,450	42.06	9.75
094	Bank Commissioner	103	\$70,649	41.56	9.99
100	Board of Barbering	2	\$30,059	47.77	7.55
102	Behavioral Sciences Reg Board	9	\$45,292	44.58	11.63
105	State Board of Healing Arts	54	\$55,660	45.72	9.13
122	Citizens Utility Ratepayer Bd	7	\$66,876	53.80	10.96
143	Corporation Commission	158	\$64,495	50.01	13.45
149	Board of Cosmetology	12	\$40,882	44.97	5.79
159	Department of Credit Unions	9	\$68,222	45.15	9.17
167	Dental Board	3	\$49,495	41.49	7.42
173	Department of Administration	349	\$55,169	49.93	12.71
177	Ellsworth Correctional Facility	40	\$46,639	50.35	12.09
178	Office of Administrative Hearings	11	\$71,159	48.77	14.61
195	El Dorado Correctional Facility	65	\$48,653	45.14	11.44
204	Board of Mortuary Arts	2	\$60,375	58.00	1.12
206	Emergency Medical Services	5	\$56,063	48.85	9.42
234	Fire Marshal	53	\$53,332	47.52	9.54
247	KS Gvmtl Ethics Commission	7	\$54,111	51.87	19.95
252	Governor	51	\$69,000	42.47	8.01
264	Dept of Health & Environment	1298	\$51,267	42.74	7.23
270	Health Care Stabilization Fund B	18	\$67,026	53.19	17.83
276	Department of Transportation	1875	\$49,800	46.86	12.30
280	Highway Patrol	125	\$49,074	45.97	8.70
288	Kansas Historical Society	11	\$47,153	50.19	8.76
296	Department of Labor	323	\$54,763	45.66	9.19
300	Dept of Commerce	184	\$63,111	47.87	9.80
313	Hutchinson Correctional Facility	86	\$47,443	50.48	12.88
328	Indigents Defense Services St Bd	165	\$75,898	45.06	9.47
331	Insurance Department	117	\$64,901	47.55	12.19
335	Office of Information Tech Services	91	\$82,933	47.51	10.24
349	Judicial Council	4	\$88,290	51.29	22.84
352	Kansas Juvenile Correct. Complex	45	\$48,370	45.78	10.97
363	Kansas Neurological Institute	238	\$39,047	37.67	5.83
365	Ks Public Employees Retirement Sys	127	\$82,126	45.75	11.80
373	Kansas State Fair Board	24	\$49,392	48.59	4.16

Number, Salary, Age and Years of Service of Unclassified Employees By Agency cont.
Fiscal Year 2022

Agy #	Agency Name	# Unclassified Employees	Average Salary	Average Age	Average Yrs of Service
400	Lansing Correctional Facility	36	\$55,491	48.94	13.19
408	Larned Corr Mental Health Facility	31	\$51,021	47.82	16.21
410	Larned State Hospital	395	\$52,036	43.77	7.94
412	Larned Juvenile Correctional Facility	0	NR	NR	NR
422	Legislative Coordinating Council	8	\$69,134	57.73	14.72
425	Legislative Research Dept	41	\$78,326	40.19	9.15
428	Legislature	42	\$73,941	43.09	10.83
434	State Library	23	\$43,510	43.40	8.77
450	The Kansas Lottery	80	\$59,817	49.10	13.39
482	Board of Nursing	19	\$55,631	49.24	5.51
488	Optometry Board of Examiners	1	\$49,380	57.47	21.93
494	Osawatomie State Hospital	310	\$55,921	45.37	6.84
507	Parsons St Hosp & Trng Center	291	\$42,117	39.21	6.46
521	Department of Corrections	248	\$54,329	45.29	10.46
522	KS Correctional Industries	45	\$51,675	52.82	11.20
529	KS Comm Peace Officers Std & Trng	6	\$59,779	50.76	5.56
531	Board of Pharmacy	14	\$67,163	52.34	7.17
540	Post Audit Legislative Div	24	\$86,187	36.95	8.54
543	Real Estate Appraisal Board	2	\$71,017	60.04	34.63
549	Real Estate Commission	10	\$53,508	43.22	8.26
553	Kansas Racing & Gaming Comm	77	\$58,528	50.26	10.76
561	Board of Regents	55	\$78,613	48.88	12.04
562	Court of Tax Appeals	14	\$83,986	56.67	19.02
565	Department of Revenue	860	\$47,705	45.53	9.19
579	Revisor of Statutes	28	\$84,099	45.23	13.51
581	Norton Correctional Facility	45	\$49,685	46.90	12.84
604	School for the Blind	69	\$56,524	48.87	8.53
610	School for the Deaf	114	\$53,865	48.89	12.49
622	Secretary of State	37	\$51,252	44.01	8.69
625	Office of the Securities Comm	0	NR	NR	NR
626	Kansas Sentencing Commission	14	\$51,173	48.50	9.40
629	Dept for Children and Families	1658	\$44,799	42.73	7.94
652	Department of Education	223	\$66,245	48.99	11.68
660	Topeka Correctional Facility	45	\$49,849	46.07	11.23
663	Technical Professions St Bd	4	\$57,296	53.79	6.62
670	State Treasurer	33	\$52,991	44.76	9.77
671	Pooled Money Investment Board	4	\$94,417	50.20	17.69
677	Judicial Branch	1866	\$65,888	48.53	11.66
694	Veterans Commission	200	\$40,595	43.26	5.03
700	Board of Veterinary Examiners	4	\$49,607	51.69	8.64
709	Kansas Water Office	16	\$68,134	40.53	8.69
710	KS Wildlife, Parks & Tourism	330	\$54,751	44.97	12.86
712	Winfield Correctional Facility	45	\$50,291	48.49	13.68

Source: SHARP (FY 2022); Includes full-time and part-time employees. Includes unclassified temporary employees that are benefit eligible. Excludes Regents universities, legislators, classified, temporary non-benefit eligible employees and student employees. Agencies with less than 5 unclassified employees are listed as "NR" for "not reported".

Number of Classified Employees by Location on the Civil Service Plan 2022

		Steps															Total
		4	5	6	7	8	9	10	11	12	13	14	15	16	17	18	
Pay Grade	008	2	0	0	0	0	0	0	0	0	0	0	0	0	0	0	2
	009	0	0	0	0	0	0	0	0	0	0	0	0	0	0	0	0
	010	0	0	0	0	0	0	0	0	0	0	0	0	0	0	0	0
	011	1	0	0	0	0	0	0	0	0	0	0	0	0	0	0	1
	012	2	0	0	0	0	3	0	0	2	0	0	0	0	0	0	7
	013	0	0	0	0	0	1	0	0	0	0	0	0	0	0	0	1
	014	0	0	4	0	0	19	4	0	1	0	0	3	10	2	1	44
	015	0	0	0	0	0	5	1	0	1	0	0	0	0	0	0	7
	016	0	0	0	0	0	0	0	0	0	0	0	0	0	0	0	0
	017	2	0	24	6	4	34	21	8	9	5	12	5	4	123	5	262
	018	0	0	5	6	1	5	6	3	1	4	1	7	14	7	1	61
	019	0	0	10	4	4	19	22	7	7	3	4	5	7	3	9	104
	020	1	0	14	3	3	10	36	16	11	14	9	40	35	10	10	212
	021	0	0	2	1	8	13	3	16	19	2	7	3	4	8	3	89
	022	0	6	35	18	0	51	45	10	7	7	36	15	16	9	9	264
	023	0	0	5	3	133	99	42	7	2	4	19	9	12	4	3	342
	024	1	4	28	8	6	32	135	206	73	147	32	14	7	7	5	705
	025	0	0	1	2	0	2	6	6	19	4	10	7	15	5	6	83
	026	0	0	2	0	40	25	112	25	172	25	8	8	9	6	4	436
	027	0	0	27	2	76	21	12	12	14	13	9	12	13	4	2	217
	028	0	0	6	1	50	15	98	7	187	20	3	5	10	1	3	406
	029	0	0	12	4	20	20	28	10	14	10	7	4	5	3	5	142
	030	0	0	1	0	1	4	21	23	50	78	5	8	5	3	6	205
	031	0	0	0	0	3	10	13	3	4	1	2	3	1	1	2	43
	032	0	0	3	0	1	2	2	0	3	4	12	2	3	10	1	43
	033	0	0	0	1	0	7	2	2	1	3	1	2	0	2	0	21
	034	0	0	0	0	0	0	2	1	0	2	0	2	0	0	0	7
	035	6	65	0	24	0	30	0	42	0	42	2	45	0	46	0	302
	036	0	0	0	0	0	0	0	0	1	1	0	0	0	0	0	2
	037	0	0	0	0	0	0	0	0	2	0	1	0	1	1	1	6
	038	0	0	0	0	0	0	0	0	22	29	22	4	13	4	10	104
	FY22	15	75	179	83	350	427	611	404	622	418	202	203	184	259	86	4,118
	FY21	232	101	136	512	342	345	978	169	903	314	148	162	128	147	104	4,721
	FY20	183	114	173	612	400	337	1,095	175	1,034	332	157	166	133	149	119	5,179
	FY19	120	208	114	839	613	272	838	204	1,203	273	227	154	153	151	97	5,466
	FY18	123	106	1,327	657	357	242	692	241	1,407	295	184	150	206	121	169	6,277
	FY17	1,930	903	451	1,503	631	684	374	291	257	184	260	149	241	118	48	8,024
	FY16	2,504	1,081	588	1,206	814	864	444	361	280	219	323	180	265	140	56	9,325
	FY15	4,016	1,459	1,677	931	1,306	576	524	354	352	268	339	204	315	142	41	12,504
	FY14	4,023	2,511	1,569	1,520	1,543	840	727	539	476	395	438	295	496	211	62	15,645
	FY13	3,798	2,282	1,386	1,436	1,494	808	710	511	449	371	412	281	473	195	51	14,657

Comments: Records of some employees are not included due to data errors. There is a decrease in the number of employees in the upper steps since FY2003; this is primarily due to the lack of funding for step movement.

Source: SHARP (FY2013 - 2022); Excludes Regents universities, legislators, unclassified, temporary and student employees.

**Number of Classified and Unclassified Employees, by Agency, by Gender
Fiscal Year 2022**

Agy #	Agency Name	Number of Employees			
		Classified		Unclassified	
		Male	Female	Male	Female
016	Abstracters Board of Examiners	0	0	0	0
028	Board of Accountancy	0	0	0	3
034	Adjutant General	2	2	187	84
039	Ks Dept for Aging & Disability Services	7	9	58	160
046	Kansas Dept of Agriculture	11	4	134	151
058	Kansas Human Rights Comm	0	4	4	5
082	Attorney General	0	0	66	89
083	Kansas Bureau of Investigation	81	35	71	135
094	Bank Commissioner	0	0	62	41
100	Board of Barbering	0	0	0	2
102	Behavioral Sciences Reg Board	0	0	1	8
105	State Board of Healing Arts	0	0	15	39
122	Citizens Utility Ratepayer Bd	0	0	5	2
143	Corporation Commission	0	1	106	52
149	Board of Cosmetology	0	1	3	9
159	Department of Credit Unions	0	0	2	7
167	Dental Board	0	0	1	2
173	Department of Administration	23	16	177	172
177	Ellsworth Correctional Facility	102	35	27	13
178	Office of Admin Hearings	0	0	4	7
195	El Dorado Correctional Facility	224	70	33	32
204	Board of Mortuary Arts	0	1	2	0
206	Emergency Medical Services	2	5	5	0
234	Fire Marshal	4	0	36	17
247	Ks Gov Ethics Commission	0	0	2	5
252	Governor	0	0	10	41
261	Ks Guardianship Program	0	0	0	0
264	Dept of Health & Environment	40	64	384	914
266	Bd of Examiners for Hearing Aids	0	0	0	0
270	Health Care Stabilization Fund	0	0	4	14
276	Department of Transportation	123	39	1504	371
280	Highway Patrol	464	122	65	60
288	Kansas Historical Society	21	23	6	5
291	Ks Home Inspectors Reg Board	0	0	0	0
296	Department of Labor	15	63	111	212
300	Dept of Commerce	26	49	66	118
313	Hutchinson Correctional Facility	268	72	56	30
328	Board of Indigents Defense Services	2	13	77	88
331	Insurance Department	0	0	41	76
335	OITS	6	1	62	29
349	Judicial Council	0	0	0	4
352	Kansas Juvenile Correct Complex	81	59	27	18
363	Kansas Neurological Institute	47	55	67	171
365	Ks Pub Employees Ret Sys	0	0	36	91
373	Kansas State Fair Board	1	0	12	12
400	Lansing Correctional Facility	190	82	19	17
408	Larned Cor Mental Health Facility	100	24	16	15
410	Larned State Hospital	57	61	176	219
412	Larned Juvenile Correctional Facility	0	0	0	0
422	Legislative Coordinating Council	0	0	2	6

**Number of Classified and Unclassified Employees, by Agency, by Gender
Fiscal Year 2022**

Agy #	Agency Name	Number of Employees			
		Classified		Unclassified	
		Male	Female	Male	Female
425	Legislative Research Dept	0	0	19	22
428	Legislature	0	0	28	14
434	State Library	1	2	7	16
446	Office of the Lt Governor	0	0	0	0
450	The Kansas Lottery	0	1	41	39
482	Board of Nursing	2	1	4	15
488	Optometry Board of Examiners	0	0	0	1
494	Osawatomie State Hospital	7	29	107	203
507	Parsons St Hosp & Trng Center	51	75	109	182
521	Department of Corrections	53	92	73	175
522	Ks Correctional Industries	1	1	34	11
529	Ks Comm Peace Ofcrs Std & Trng	0	0	3	3
531	Board of Pharmacy	1	1	1	13
540	Legislation Division of Post Audit	0	0	9	15
543	Real Estate Appraisal Board	0	0	0	2
549	Real Estate Commission	0	0	2	8
553	Kansas Racing & Gaming Comm	5	2	54	23
561	Board of Regents	0	0	19	36
562	Board of Tax Appeals	0	0	4	10
565	Department of Revenue	44	91	286	574
579	Revisor of Statutes	0	0	13	15
581	Norton Correctional Facility	118	37	27	18
604	School for the Blind	1	2	15	54
610	School for the Deaf	2	3	29	85
622	Secretary of State	0	0	16	21
625	Office of the Securities Comm	0	0	0	0
626	Kansas Sentencing Commission	0	0	5	9
629	Dept for Children and Families	94	403	292	1366
652	Department of Education	0	3	76	147
660	Topeka Correctional Facility	125	71	25	20
663	State Bd of Technical Professions	0	0	1	3
670	State Treasurer	0	1	9	24
671	Pooled Money Investment Board	1	0	2	2
677	Judicial Branch	0	0	461	1405
694	Veterans Commission	22	33	67	133
700	Board of Veterinary Examiners	0	0	3	1
709	Kansas Water Office	0	0	6	10
710	KS Wildlife, Parks & Tourism	71	10	239	91
712	Winfield Correctional Facility	106	30	23	22

Source: SHARP (FY 2022); Includes classified and unclassified, benefit-eligible employees including full and part-time employees. Excludes Regents universities, legislators, student employees, and non-benefit eligible employees. Excludes employees with unreported gender.

**Ethnic and Gender Distribution by Agency: Classified Employees
Fiscal Year 2022**

Agy #	Agency Name	# Classified Employees	Minority		Non-Minority		Not Reported
			Male	Female	Male	Female	
039	Ks Dept for Aging & Disability Svs	16	6.25%	12.50%	37.50%	43.75%	0.00%
046	Kansas Dept of Agriculture	15	13.33%	6.67%	60.00%	20.00%	0.00%
083	Kansas Bureau of Investigation	116	3.45%	0.00%	53.45%	25.00%	18.10%
173	Department of Administration	39	15.38%	10.26%	43.59%	30.77%	0.00%
177	Ellsworth Correctional Facility	137	8.76%	1.46%	65.69%	23.36%	0.73%
195	El Dorado Correctional Facility	294	10.88%	3.40%	64.97%	20.41%	0.34%
264	Dept of Health & Environment	104	1.92%	10.58%	36.54%	50.96%	0.00%
276	Department of Transportation	162	9.26%	3.09%	66.67%	20.99%	0.00%
280	Highway Patrol	586	5.97%	1.71%	73.21%	19.11%	0.00%
288	Kansas Historical Society	44	4.55%	0.00%	36.36%	47.73%	11.36%
296	Department of Labor	78	2.56%	21.79%	11.54%	29.49%	34.62%
300	Dept of Commerce	75	12.00%	13.33%	22.67%	52.00%	0.00%
313	Hutchinson Correctional Facility	340	10.88%	3.24%	66.47%	17.94%	1.47%
328	Board of Indigents Defense Services	15	0.00%	6.67%	13.33%	80.00%	0.00%
352	Kansas Juvenile Correct Complex	140	22.14%	10.71%	32.14%	26.43%	8.57%
363	Kansas Neurological Institute	102	18.63%	22.55%	25.49%	28.43%	4.90%
400	Lansing Correctional Facility	272	14.34%	5.51%	53.31%	24.63%	2.21%
408	Larned Cor Mental Health Facility	124	12.10%	2.42%	68.55%	16.94%	0.00%
410	Larned State Hospital	118	5.08%	1.69%	41.53%	49.15%	2.54%
494	Osawatomie State Hospital	36	2.78%	5.56%	16.67%	75.00%	0.00%
507	Parsons St Hosp & Trng Center	126	7.94%	11.11%	32.54%	46.03%	2.38%
521	Department of Corrections	145	7.59%	11.72%	28.97%	51.03%	0.69%
565	Department of Revenue	135	2.96%	15.56%	29.63%	51.85%	0.00%
581	Norton Correctional Facility	155	3.87%	0.65%	70.32%	23.23%	1.94%
629	Dept for Children and Families	497	3.42%	15.29%	13.28%	56.94%	11.07%
660	Topeka Correctional Facility	196	17.86%	7.14%	42.86%	27.04%	5.10%
694	Veterans Commission	55	3.64%	25.45%	36.36%	34.55%	0.00%
710	KS Wildlife, Parks & Tourism	81	2.47%	0.00%	41.98%	8.64%	46.91%
712	Winfield Correctional Facility	136	11.03%	2.94%	61.76%	18.38%	5.88%

Comments: Minority is defined as American Indian/Alaskan Native/Pacific Islander, African-American, and Hispanic. Non-minority is defined as White.

Source: SHARP (FY 2022); Excludes Regents universities, unclassified, temporary and student employees. Excludes agencies with less than 20 classified employees. Total percentage may not be equal to 100% due to unreported gender.

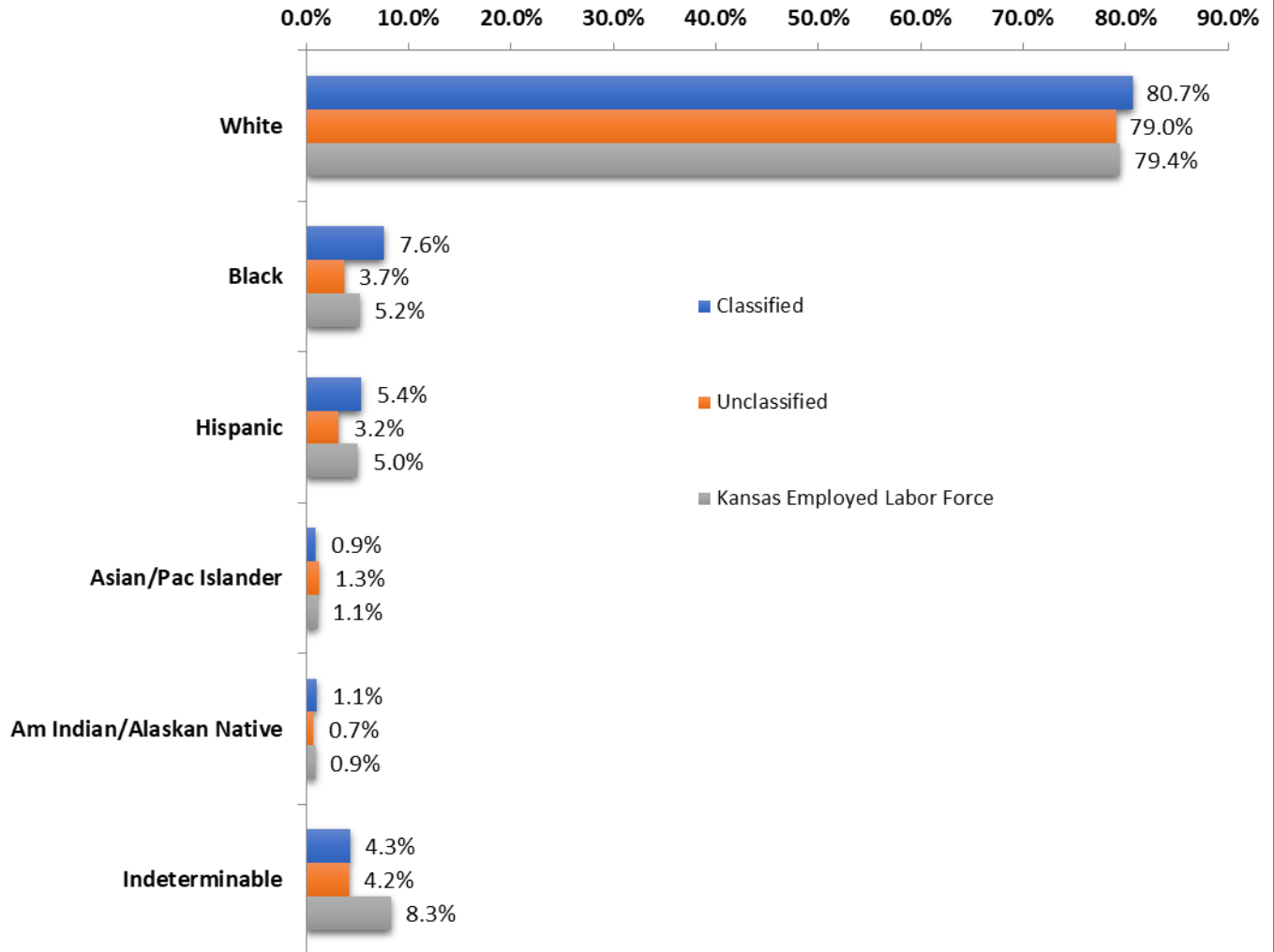
**Ethnic and Gender Distribution by Agency: Unclassified Employees
Fiscal Year 2022**

Agy #	Agency Name	# Unclassified Employees	Minority		Non-Minority		Not Reported
			Male	Female	Male	Female	
034	Adjutant General	271	4.06%	2.58%	54.24%	25.46%	13.65%
039	Ks Dept for Aging & Disability Svs	218	1.83%	8.26%	17.43%	53.21%	19.27%
046	Kansas Dept of Agriculture	285	2.11%	4.91%	42.81%	44.91%	5.26%
082	Attorney General	155	1.94%	3.87%	35.48%	47.74%	10.97%
083	Kansas Bureau of Investigation	206	0.97%	5.34%	25.24%	48.06%	20.39%
094	Bank Commissioner	103	0.97%	3.88%	54.37%	34.95%	5.83%
105	State Board of Healing Arts	54	3.70%	7.41%	20.37%	51.85%	16.67%
143	Corporation Commission	158	5.06%	3.16%	51.27%	27.22%	13.29%
173	Department of Administration	349	8.31%	7.45%	40.69%	38.97%	4.58%
177	Ellsworth Correctional Facility	40	10.00%	5.00%	57.50%	27.50%	0.00%
195	El Dorado Correctional Facility	65	6.15%	3.08%	44.62%	46.15%	0.00%
234	Fire Marshal	53	7.55%	1.89%	52.83%	30.19%	7.55%
252	Governor	51	0.00%	11.76%	17.65%	64.71%	5.88%
264	Dept of Health & Environment	1,298	4.01%	12.87%	24.73%	56.16%	2.23%
276	Department of Transportation	1,875	6.24%	1.55%	73.60%	17.92%	0.69%
280	Highway Patrol	125	9.60%	4.00%	42.40%	44.00%	0.00%
296	Department of Labor	323	2.79%	6.19%	17.96%	27.24%	45.82%
300	Dept of Commerce	184	5.98%	12.50%	27.17%	50.00%	4.35%
313	Hutchinson Correctional Facility	86	12.79%	2.33%	52.33%	32.56%	0.00%
328	Indigents Defense Svcs St Bd	165	4.24%	6.06%	37.58%	43.03%	9.09%
331	Insurance Department	117	3.42%	6.84%	21.37%	41.88%	26.50%
335	OITS	91	3.30%	6.59%	46.15%	19.78%	24.18%
352	Kansas Juvenile Correct. Complex	45	15.56%	8.89%	35.56%	28.89%	11.11%
363	Kansas Neurological Institute	238	5.04%	12.18%	9.24%	13.87%	59.66%
365	Ks Public Employees Retirement Sys	127	1.57%	12.60%	25.20%	57.48%	3.15%
400	Lansing Correctional Facility	36	16.67%	0.00%	36.11%	41.67%	5.56%
408	Larned Corr Mental Health Facility	31	0.00%	0.00%	51.61%	48.39%	0.00%
410	Larned State Hospital	395	8.86%	5.82%	32.91%	45.82%	6.58%
425	Legislative Research Department	41	2.44%	4.88%	34.15%	41.46%	17.07%
428	Legislature	42	4.76%	4.76%	42.86%	19.05%	28.57%
450	The Kansas Lottery	80	11.25%	1.25%	37.50%	40.00%	10.00%
494	Osawatomie State Hospital	310	3.87%	6.13%	29.68%	58.39%	1.94%
507	Parsons St Hosp & Trng Center	291	7.90%	7.56%	26.80%	52.92%	4.81%
521	Department of Corrections	248	4.84%	9.27%	24.60%	60.89%	0.40%
522	KS Correctional Industries	45	8.89%	2.22%	57.78%	22.22%	8.89%
553	Kansas Racing & Gaming Comm	77	6.49%	1.30%	49.35%	24.68%	18.18%
561	Board of Regents	55	1.82%	5.45%	32.73%	60.00%	0.00%
565	Department of Revenue	860	6.51%	14.42%	25.70%	49.65%	3.72%
579	Revisor of Statutes	28	0.00%	0.00%	39.29%	32.14%	28.57%
581	Norton Correctional Facility	45	4.44%	0.00%	55.56%	40.00%	0.00%
604	School for the Blind	69	4.35%	14.49%	15.94%	57.97%	7.25%
610	School for the Deaf	114	3.51%	6.14%	20.18%	67.54%	2.63%
622	Secretary of State	37	2.70%	10.81%	35.14%	35.14%	16.22%
629	Dept for Children and Families	1,658	2.11%	10.68%	10.31%	48.97%	27.93%
652	Department of Education	223	1.79%	4.48%	27.80%	54.71%	11.21%
660	Topeka Correctional Facility	45	8.89%	17.78%	44.44%	24.44%	4.44%
670	State Treasurer	33	3.03%	3.03%	15.15%	42.42%	36.36%
677	Judicial Branch	1,866	1.88%	8.04%	20.79%	60.72%	8.57%
694	Veterans Commission	200	6.00%	17.50%	26.50%	48.00%	2.00%
710	KS Wildlife, Parks & Tourism	330	1.21%	0.61%	56.06%	20.61%	21.52%
712	Winfield Correctional Facility	45	2.22%	2.22%	48.89%	44.44%	2.22%

Comments: Minority is defined as American Indian/Alaskan Native/Pacific Islander, African-American, and Hispanic. Non-minority is defined as White.

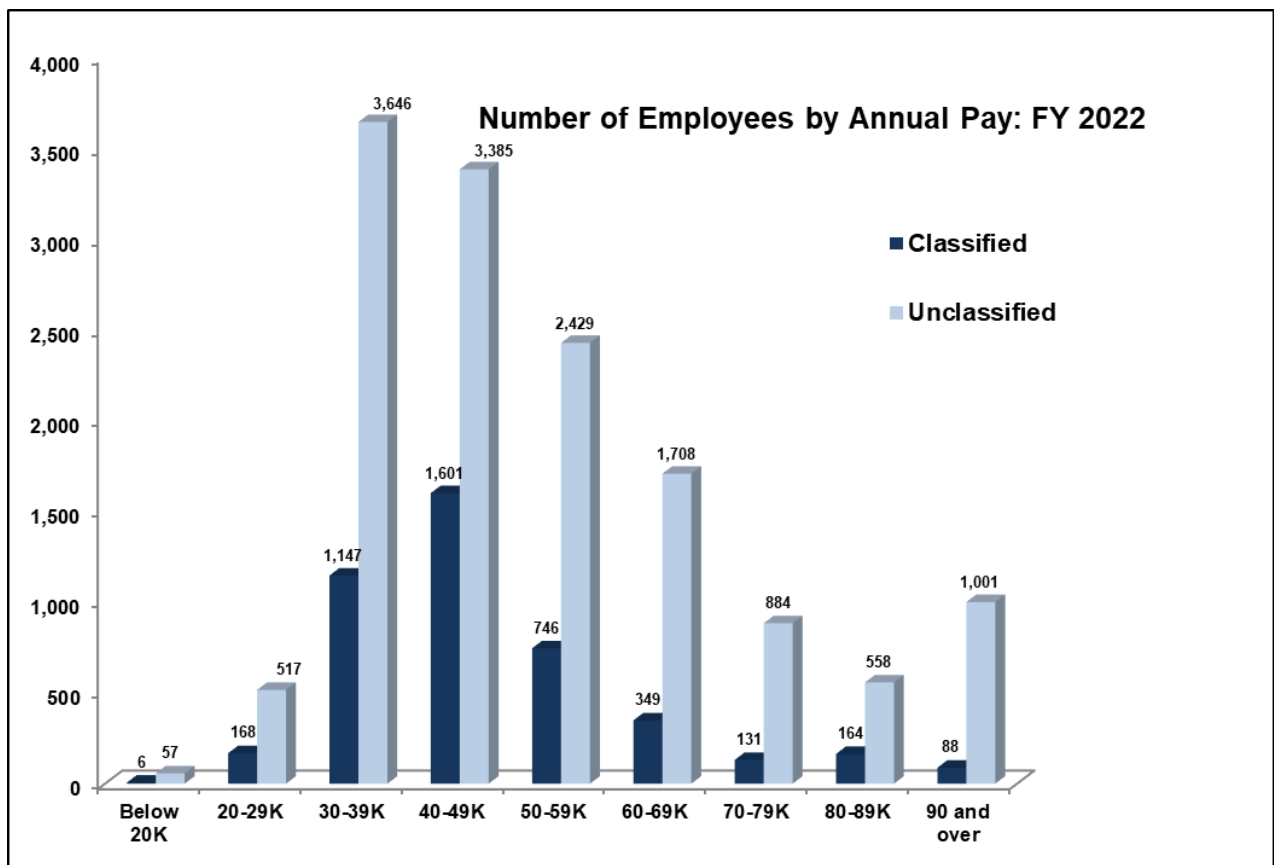
Source: SHARP (FY 2022); Excludes Regents universities, classified, non-benefit eligible and student employees. Excludes agencies with less than 20 unclassified employees. Total percentage may not be equal to 100% due to unreported gender.

The Ethnic Distribution of the Workforce Fiscal Year 2022

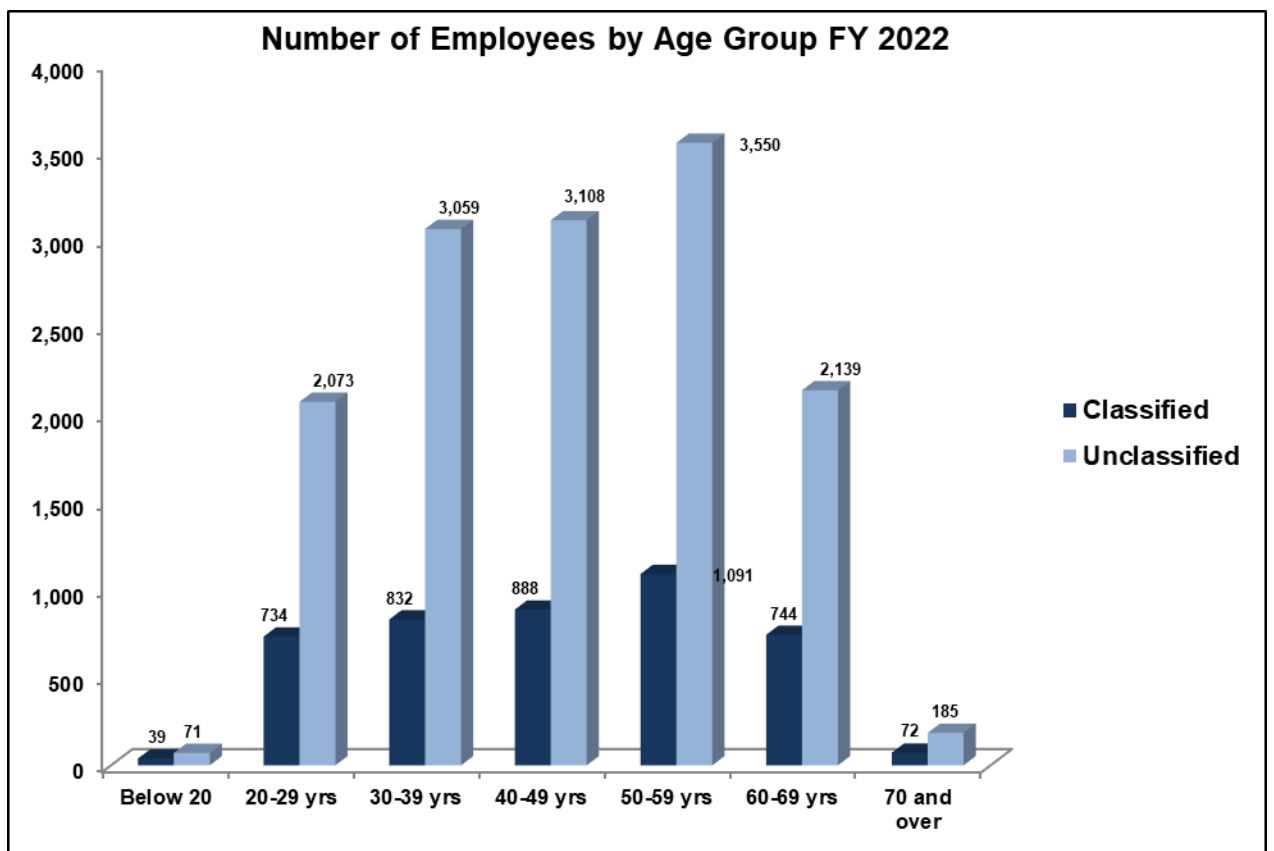


Comments: The Kansas Employed Labor Force includes data from state and non-state government workforces combined.

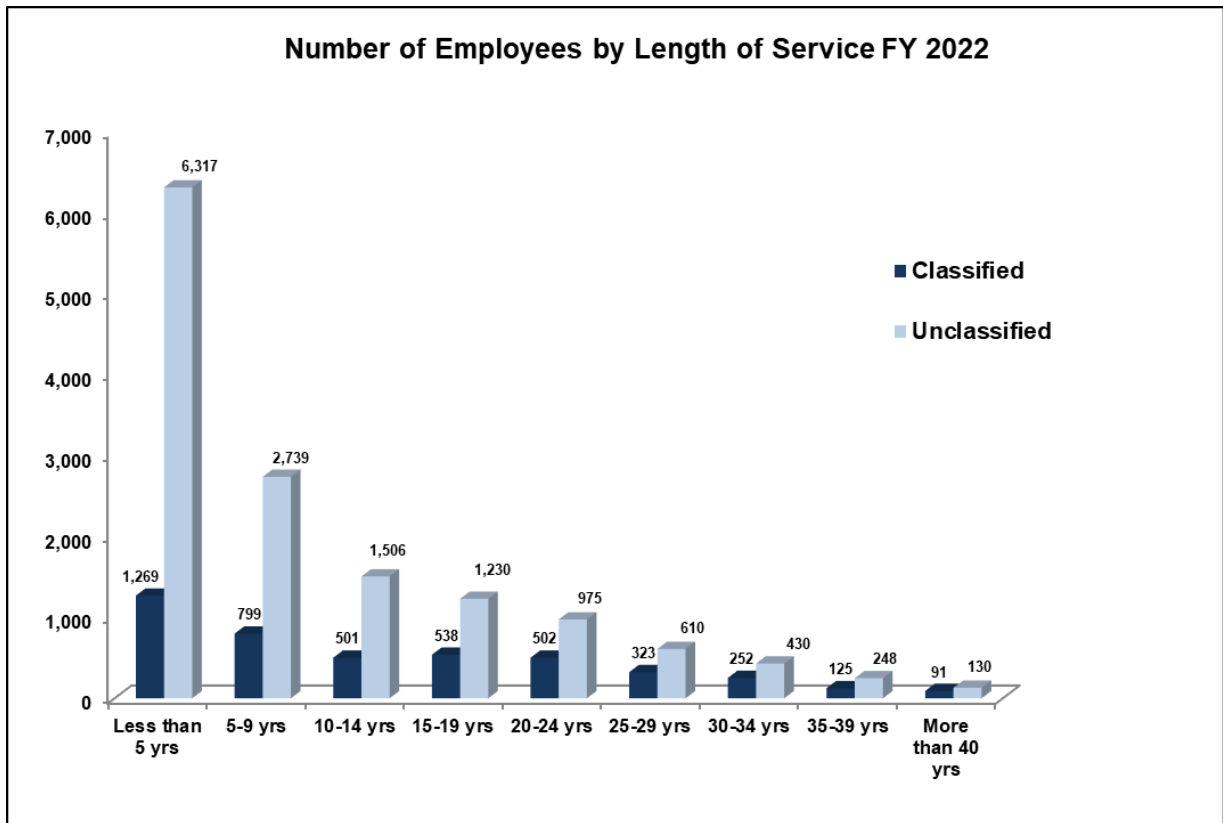
Source: SHARP (FY 2022) excludes Regents universities and non-benefit eligible employees; Kansas Department of Labor, 2013 Affirmative Action Report. These percentages may not equal 100%.



Source: SHARP (FY 2022); Excludes Regents universities, students, part-time employees, classified temporary employees and unclassified/non-benefit eligible temporary employees.



Source: SHARP (FY 2022); Excludes Regents universities, students, part-time, classified temporary employees and unclassified/non-benefit eligible temporary employees.



Source: SHARP (FY 2022); Excludes Regents universities, students, classified temporary employees and unclassified/non-benefit eligible temporary employees.

State of Kansas
Fiscal Year 2022
Section 3: Turnover

Turnover Highlights:

- The statewide turnover rate for classified jobs in FY 2022 was 23.31%. This is up from 19.15% in FY 2021. The average for the past five years (FY 2018-2022) is 19.38%. The preceding five-year average (FY 2013-2017) was 17.43%.
- The statewide turnover rate for unclassified jobs in FY 2022 was 20.19%. This is up from 17.48% in FY 2021. The average for the past five years (FY 2018-2022) is 18.56%. The preceding five-year average (FY 2013-2017) was 14.51%.
- In FY 2022, retirement accounted for 26.85% of all separations among classified employees, up a little from the year before (24.24%). Other kinds of voluntary termination accounted for 62.59% of all separations among classified employees, down very slightly from the year before (62.93%).
- Among unclassified employees, retirement accounted for 13.57% of all separations in FY 2022, down slightly from the year before (14.67%). Other kinds of voluntary termination increased, as a percent of all separations, from 72.72% in FY 2021 to 77.16% in FY 2022.

Turnover Report information:

Turnover Rate Calculation Defined:

Turnover = $\frac{\text{Terminations} * 100\%}{(\text{Begin Count} + \text{End Count}) / 2}$

Annotations:

- Terminations: Total # Terminations during FY
- 100%: Multiplied by 100 to change decimal to percent
- (Begin Count + End Count) / 2: Average # of classified employees

Turnover Calculation:

- **Begin Count:** The number of active (Active, Leave with Pay, Leave without Pay, Suspended) employees pulled from SHARP as of July 1, 2021 for each agency and for each job code.
- **End Count:** The number of active (Active, Leave with Pay, Leave without Pay, Suspended) employees pulled from SHARP as of June 30, 2022 for each agency and for each job code.
- **Average Employee Count:** The Begin Count added to the End Count; divided by 2.
- **Voluntary Terminations:** Resignation made by employee's choice. See list below.
- **Involuntary Terminations:** Termination made by employer's choice. See list below.
- **Neutral Terminations:** Resignation incurred by incumbent's death. Reason code of "DEA".
- **Retirements:** Resignation incurred by employee's retirement. Reason code of "REG".
- **Total Terminations:** The sum of all Retirements and all types of Terminations.
- **Turnover Percentage:** Total Terminations divided by Average Employee Count, multiplied by 100 to change decimal to a percent.

Includes/Excludes:

- Classified Turnover includes Classified Regular employees only.
- Unclassified Turnover includes Unclassified Regular and Unclassified Temporary (benefit eligible only) employees.
- Includes only employees leaving state service through Retirements (RET) and Terminations (TER) (even if employee returns later to state service).
- Excludes Classified Temporary employees; Unclassified Temporary employees (non-benefit eligible); employees transferring between agencies; Promotions (PRO), Demotions (DEM), Transfers (XFR) are considered employee movement and not turnover; Hires (HIR), Rehires (REH) are not included in turnover rate but are captured on the Appointments report.
- **All historical turnover data in this report has been updated to exclude Regents.**

Termination Actions Used in Calculation:

Action	Reason	Description	Turnover Type
TER	CON	Personal Conduct	Involuntary
TER	ELT	End of Limited Term	Involuntary
TER	ETM	End of Temporary	Involuntary
TER	HSP	Term-Hospital Authority EE's	Involuntary
TER	IPD	Inability Perform Position Duties	Involuntary
TER	LA1	Layoff - Shortage of Work/Fund	Involuntary
TER	LA2	Layoff - Incumbent Returns from Leave	Involuntary
TER	LA3	Layoff - Incumbent Returns Per CSB	Involuntary
TER	LA4	Layoff - Other	Involuntary
TER	LA5	Layoff - Agency Closure	Involuntary
TER	LA6	Layoff - Probationary EE	Involuntary
TER	LA7	Layoff – Non-State Job Hire	Involuntary
TER	LIC	Lack of license/authorization	Involuntary
TER	PRB	Original Probationary Term	Involuntary
TER	PRL	Probationary – Lack of Funds	Involuntary
TER	SEP	Separation w/o Leave Payout	Involuntary
TER	TAF	Transfer to Affiliate (KUMC only)	Involuntary
TER	TNR	Not Reappointed/Continued	Involuntary
TER	UNS	Unsatisfactory Work Performance	Involuntary
TER	RS0	Resign - Other	Voluntary
TER	RS1	Resign - Family Reasons	Voluntary
TER	RS2	Resign - Job Abandonment	Voluntary
TER	RS3	Resign - Health Reasons	Voluntary
TER	RS4	Resign - Personal Reasons	Voluntary
TER	RS5	Resign - Other Position	Voluntary
TER	RS6	Resign - Mutual Consent	Voluntary
TER	RS7	Resign - Return to School	Voluntary
TER	RS8	Resign - Dissatisfied w/Work	Voluntary
TER	RS9	Resign - Dissatisfied w/Pay	Voluntary
TER	RSN	Resign - Insufficient Notice	Voluntary
TER	DEA	Death	Neutral

Retirement Actions Used in Calculation:

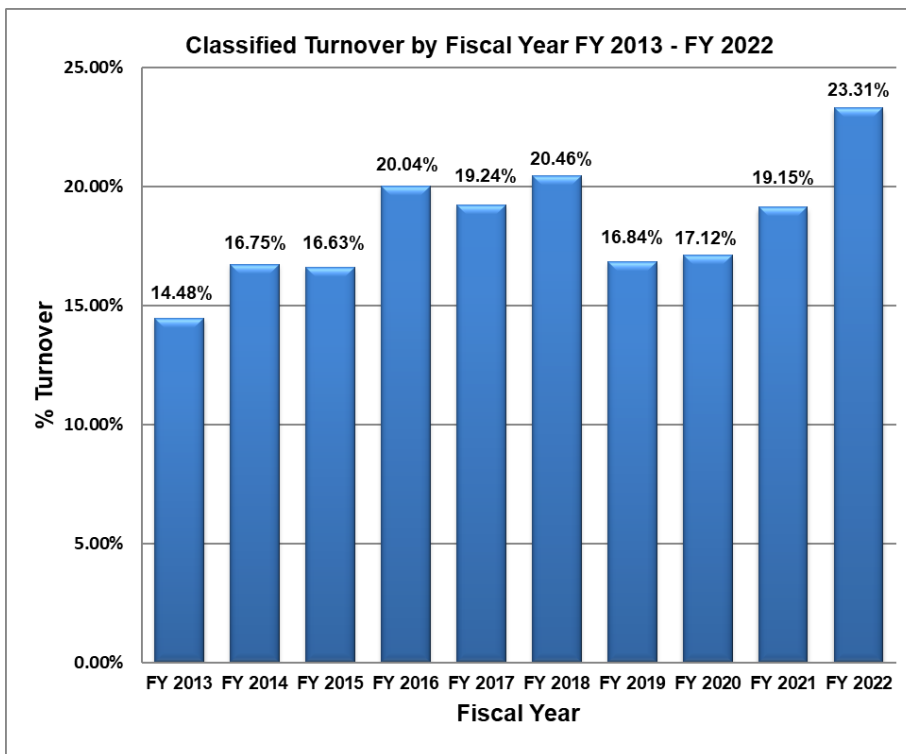
Action	Reason	Description	Turnover Type
RET	REG	Regular Retirement	Voluntary
RET	VRE	Voluntary Retirement Incentive	Voluntary

For additional explanation of Action/Reason codes, view the Action Reason User Guide in the Human Resource folder:
<https://admin.ks.gov/offices/personnel-services/sharp/documents-and-forms>

Additional Notes:

- Averages may not represent the totality of employment. Some positions may have experienced more than one termination during the report period.
- Categories (Agency/Job Title) with low employee numbers may have an "artificially inflated" turnover rate. Actual counts should be considered when examining turnover rates. Categories with a Begin Count or End Count of "0" will have an artificially inflated turnover rate.
- Job Classes/Codes that were abolished/established will show an inaccurate turnover rate due to the lack of beginning or ending counts.

Statewide Turnover Fiscal Year 2022



Comments:

Between FY 2021 and FY 2022, the turnover rate among classified employees increased from 19.15% to 23.31%.

In FY 2022, two agencies with an average classified employee count over 50 had a turnover rate among classified employees below 10%.

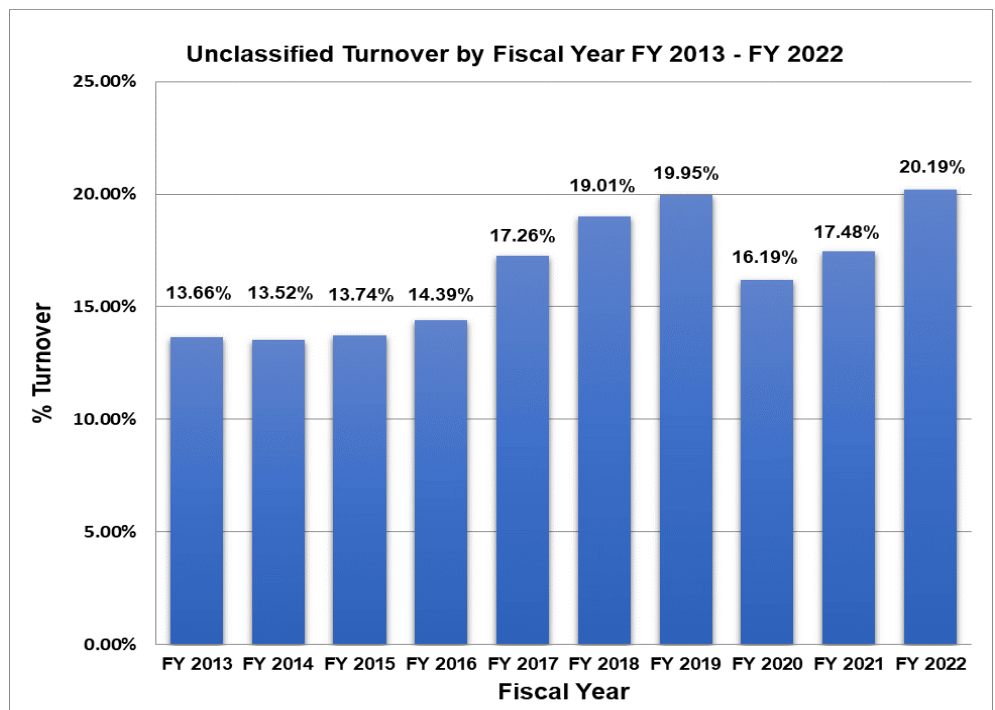
Among job classes populated by at least 50 classified employees, on average, eleven had a classified turnover rate greater than 20%.

Comments:

Between FY 2021 and FY 2022, the turnover rate among unclassified employees increased from 17.48% to 20.19%.

As in FY 2021, five agencies with an average unclassified employee count over 50 had a turnover rate below 10% among unclassified employees.

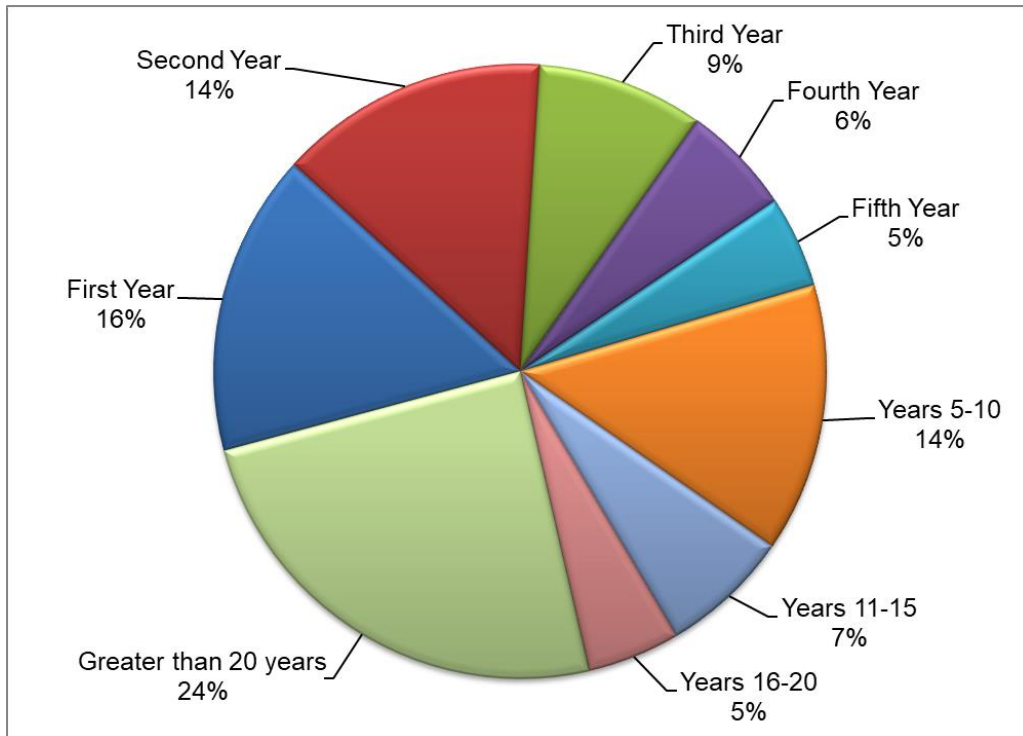
Among job classes populated by at least 50 unclassified employees, on average, 29 had turnover rates above 20% in FY 2022.



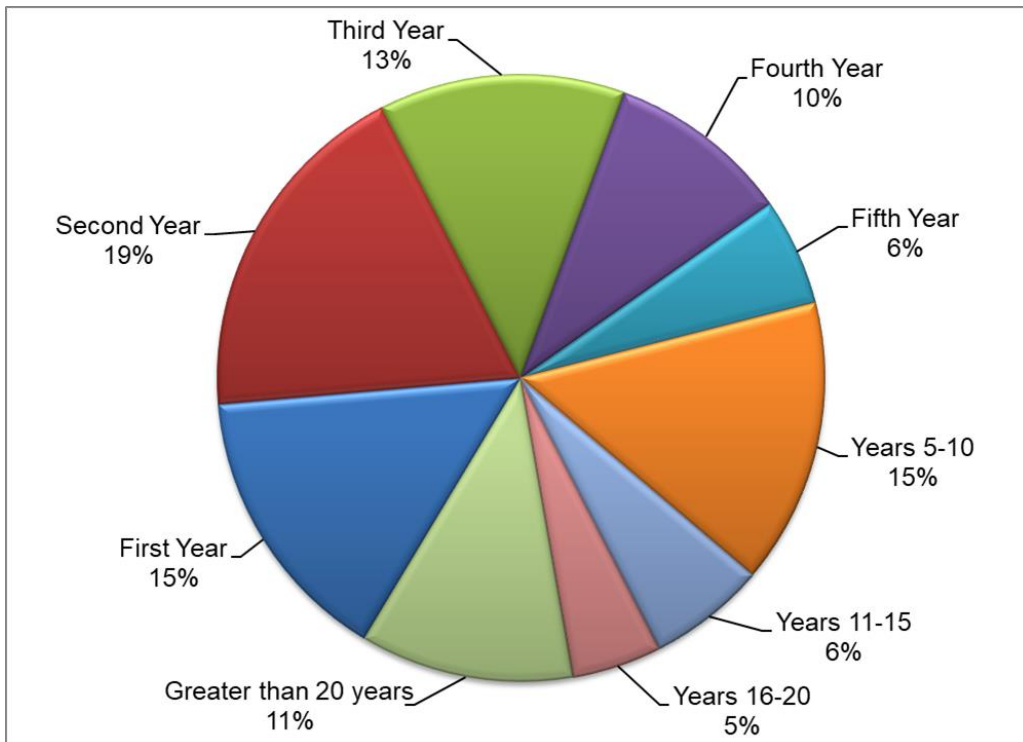
Source: SHARP (FY 2022); Classified data excludes unclassified and all temporary employees. Unclassified data excludes classified and temporary employees who are non-benefit eligible. All data excludes Regents and student employees.

Terminations by Length of Service Fiscal Year 2022

Classified Employees



Unclassified Employees



Source: SHARP (FY 2022); Classified data excludes unclassified and all temporary employees. Unclassified data excludes classified and temporary employees who are non-benefit eligible. All data excludes Regents and student employees.

Appointments by Agency, Classified Employees Fiscal Year 2022

Agy #	Agency Name	Hires	Rehires	Transfers Into Agency	Total Appointments
039	Ks Dept for Aging & Disability Svs	0	1	1	2
046	Kansas Dept of Agriculture	0	1	0	1
083	Kansas Bureau of Investigation	8	3	3	14
177	Ellsworth Correctional Facility	17	9	3	29
195	El Dorado Correctional Facility	57	30	15	102
206	Emergency Medical Services	0	1	0	1
264	Dept of Health & Environment	4	2	1	7
280	Highway Patrol	24	5	1	30
288	Kansas Historical Society	2	5	2	9
296	Department of Labor	14	5	0	19
300	Dept of Commerce	18	5	3	26
313	Hutchinson Correctional Facility	49	23	5	77
352	Kansas Juvenile Correct. Complex	47	13	4	64
363	Kansas Neurological Institute	2	1	0	3
400	Lansing Correctional Facility	48	32	5	85
408	Larned Corr Mental Health Facility	5	9	3	17
410	Larned State Hospital	7	4	0	11
494	Osawatomie State Hospital	6	0	0	6
507	Parsons St Hosp & Trng Center	14	12	1	27
521	Department of Corrections	18	15	10	43
522	KS Correctional Industries	0	0	1	1
553	Kansas Racing & Gaming Comm	1	0	0	1
581	Norton Correctional Facility	21	5	2	28
629	Dept for Children and Families	41	22	7	70
660	Topeka Correctional Facility	58	16	4	78
710	KS Wildlife & Parks	3	4	1	8
712	Winfield Correctional Facility	26	9	3	38
Total		490	232	75	797

Transfers Into Agency* = Promotions, Demotions, and Transfers into an agency from another agency.

Source: SHARP (FY 2022); Excludes Unclassified, temporary, Regents and student employees. Agencies who do not have Classified employees or did not have appointments will not be shown. FY21 data excludes internal agency transfers, promotions, and demotions.

Appointments by Agency, Unclassified Employees Fiscal Year 2022

Agy #	Agency Name	Hires	Rehires	Transfers Into Agency	Total Appointments
028	Board of Accountancy	0	0	1	1
034	Adjutant General	35	10	5	50
039	Ks Dept for Aging & Disability Svs	23	21	19	63
046	Kansas Dept of Agriculture	32	22	8	62
058	Kansas Human Rights Commission	2	2	0	4
082	Attorney General	14	9	15	38
083	Kansas Bureau of Investigation	11	9	1	21
094	Bank Commissioner	8	4	2	14
102	Behavioral Sciences Reg Board	1	0	0	1
105	State Board of Healing Arts	7	2	4	13
143	Corporation Commission	15	4	10	29
149	Board of Cosmetology	0	2	0	2
159	Department of Credit Unions	2	1	2	5
167	Dental Board	1	0	0	1
173	Department of Administration	28	18	21	67
177	Ellsworth Correctional Facility	3	3	4	10
178	Office of Administrative Hearings	1	1	0	2
195	El Dorado Correctional Facility	7	3	2	12
204	Board of Mortuary Arts	1	0	0	1
234	Fire Marshal	8	6	1	15
247	KS Gvmtl Ethics Commission	0	2	0	2
252	Governor	6	7	9	22
264	Dept of Health & Environment	188	94	36	318
270	Health Care Stabilization Fund B	1	0	3	4
276	Department of Transportation	226	94	26	346
280	Highway Patrol	12	8	3	23
288	Kansas Historical Society	0	1	1	2
296	Department of Labor	31	16	10	57
300	Dept of Commerce	24	19	8	51
313	Hutchinson Correctional Facility	9	3	1	13
328	Indigents Defense Svcs St Bd	14	15	5	34
331	Insurance Department	14	7	4	25
335	Office of Info Technology Services	20	6	6	32
352	Kansas Juvenile Correct. Complex	4	0	3	7
363	Kansas Neurological Institute	75	33	3	111
365	Ks Public Employees Retirement Sys	11	4	9	24
373	Kansas State Fair Board	6	2	1	9
400	Lansing Correctional Facility	5	2	0	7
408	Larned Corr Mental Health Facility	0	2	1	3
410	Larned State Hospital	54	54	2	110

**Appointments by Agency, Unclassified Employees
Fiscal Year 2022 (continued)**

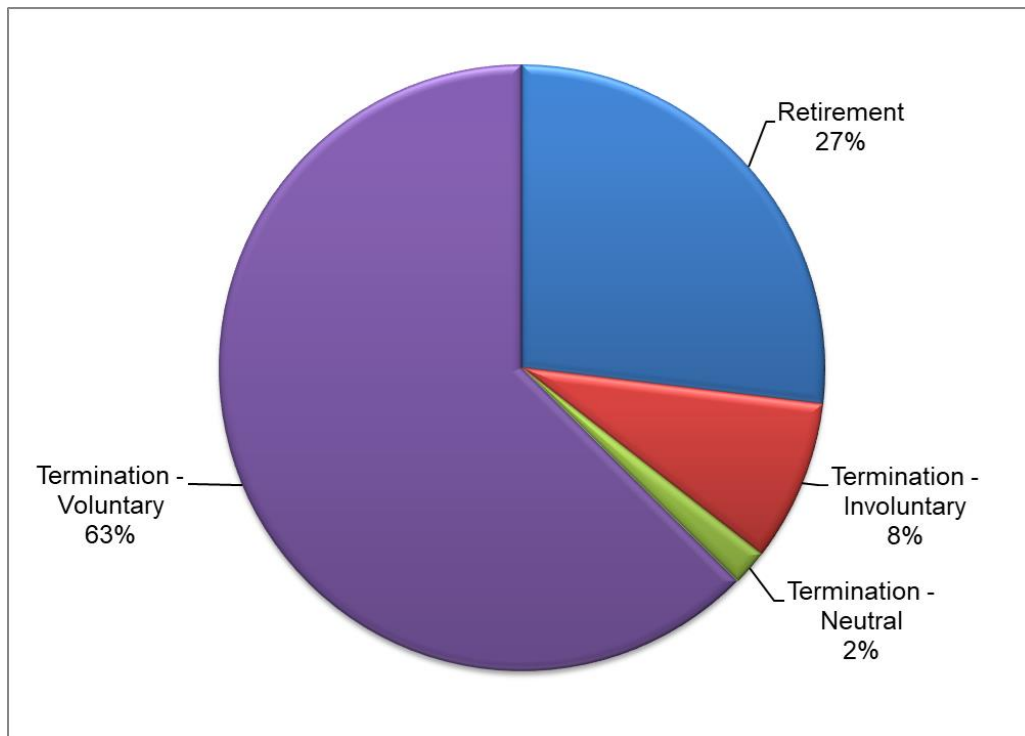
Agy #	Agency Name	Hires	Rehires	Transfers Into Agency	Total Appointments
425	Legislative Research Dept	6	4	1	11
428	Legislature	1	4	0	5
434	State Library	4	4	1	9
450	The Kansas Lottery	1	2	1	4
482	Board of Nursing	2	1	0	3
494	Osawatomie State Hospital	54	32	2	88
507	Parsons St Hosp & Trng Center	68	26	1	95
521	Department of Corrections	22	11	20	53
522	KS Correctional Industries	4	4	3	11
529	KS Comm Peace Officers Std & Trng	1	0	0	1
531	Board of Pharmacy	3	0	2	5
540	Post Audit Legislative Div	2	2	0	4
549	Real Estate Commission	3	0	1	4
553	Kansas Racing & Gaming Comm	4	1	2	7
561	Board of Regents	1	1	0	2
562	Court of Tax Appeals	1	1	0	2
565	Department of Revenue	111	40	19	170
579	Revisor of Statutes	1	1	0	2
581	Norton Correctional Facility	5	0	0	5
604	School for the Blind	7	8	0	15
610	School for the Deaf	9	11	1	21
622	Secretary of State	6	5	3	14
626	Kansas Sentencing Commission	0	0	1	1
629	Dept for Children and Families	272	132	12	416
652	Department of Education	9	15	10	34
660	Topeka Correctional Facility	4	1	2	7
670	State Treasurer	1	4	4	9
677	Judicial Branch	229	96	37	362
694	Veterans Commission	76	40	4	120
700	Board of Veterinary Examiners	0	1	1	2
709	Kansas Water Office	1	1	1	3
710	KS Wildlife & Parks	10	22	3	35
712	Winfield Correctional Facility	4	3	1	8
712	Winfield Correctional Facility	3	0	2	5
Total		1824	959	361	3144

Transfers Into Agency* = Promotions, Demotions, and Transfers into an agency from another agency.

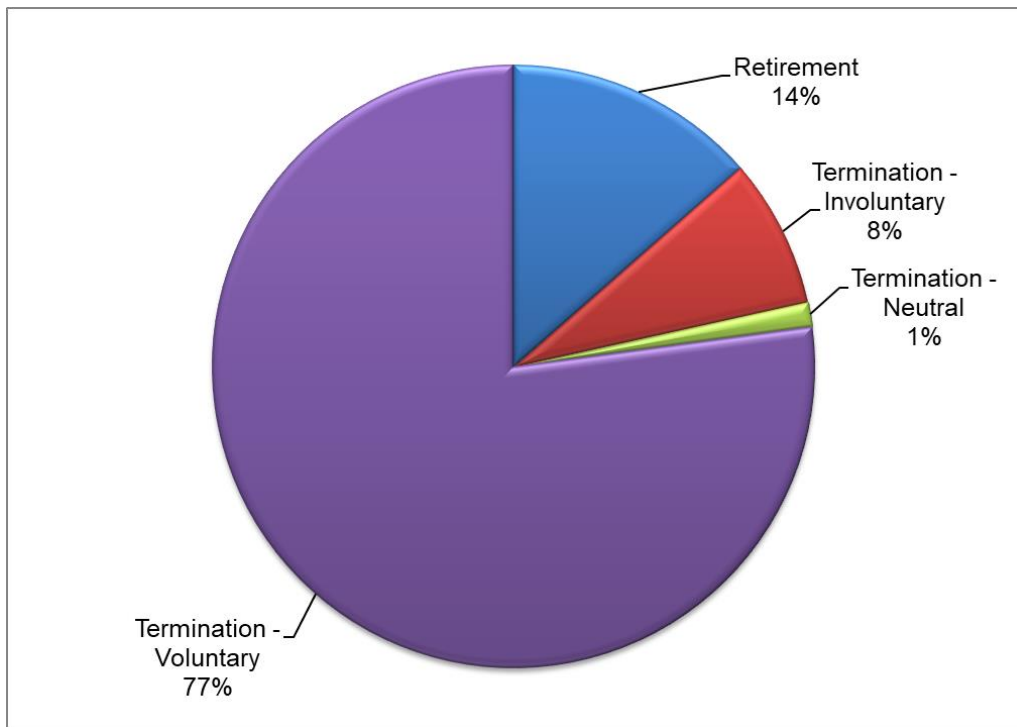
Source: SHARP (FY 2022); Excludes Classified, temporary employees who are non-benefit eligible, Regents and student employees. Agencies who do not have Unclassified employees or did not have appointments will not be shown. FY21 excludes internal agency transfers, promotions, and demotions.

Turnover by Termination Type Fiscal Year 2022

Classified Employees



Unclassified Employees



Source: SHARP (FY 2022); Classified chart excludes unclassified, temporary, Regents, and student employees. Unclassified chart excludes classified, temporary employees who are non-benefit eligible, Regents and student employees excluded from all charts.

Separations by Agency, Classified Employees Fiscal Year 2022

Agy #	Agency Name	Avg # of Employees	Retirements	Terminations			Transfers Out of Agency*	Total
				Involuntary	Neutral	Voluntary		
039	Ks Dept for Aging & Disab Svs	17	3	0	0	0	0	3
046	Kansas Dept of Agriculture	16	2	0	0	1	0	3
058	Kansas Human Rights Commission	5.5	2	0	0	0	0	2
083	Kansas Bureau of Investigation	120	1	0	0	5	3	9
143	Corporation Commission	1.5	0	0	0	1	0	1
173	Department of Administration	44	9	0	1	1	0	11
177	Ellsworth Correctional Facility	144	6	1	0	31	3	41
195	El Dorado Correctional Facility	317.5	6	20	3	109	11	149
204	Board of Mortuary Arts	1.5	0	0	1	0	0	1
206	Emergency Medical Services	7	0	0	0	1	0	1
264	Dept of Health & Environment	108	14	0	2	4	0	20
276	Department of Transportation	190	29	1	2	5	2	39
280	Highway Patrol	598	15	3	0	32	6	56
288	Kansas Historical Society	44	4	0	0	3	1	8
296	Department of Labor	91.5	6	4	0	24	5	39
300	Dept of Commerce	73	5	1	0	17	2	25
313	Hutchinson Correctional Facility	351.5	7	7	0	75	6	95
328	Indigents Defense Svcs St Bd	16	1	0	0	0	0	1
331	Insurance Department	0.5	1	0	0	0	0	1
335	Office of Info Technology Serv	8	2	0	0	0	0	2
352	Kansas Juvenile Correct. Complex	141.5	6	18	0	39	4	67
363	Kansas Neurological Institute	112.5	15	0	1	5	0	21
400	Lansing Correctional Facility	291.5	18	14	2	87	2	123
408	Larned Corr Mental Hlth Facility	131	6	1	2	15	7	31
410	Larned State Hospital	125.5	7	2	2	12	0	23
434	State Library	5	2	0	0	0	0	2
494	Osawatomie State Hospital	38	4	1	0	3	0	8
507	Parsons St Hosp & Trng Center	129	8	2	0	23	0	33
521	Department of Corrections	144	4	1	0	16	17	38
522	KS Correctional Industries	3	1	0	0	0	0	1
565	Department of Revenue	155.5	26	0	1	6	2	35
581	Norton Correctional Facility	166.5	8	2	0	34	5	49
604	School for the Blind	3.5	2	0	0	0	0	2
610	School for the Deaf	8	0	0	0	2	0	2
629	Dept for Children and Families	518.5	49	6	3	41	11	110
652	Department of Education	4	2	0	0	0	0	2
660	Topeka Correctional Facility	188.5	6	7	1	45	4	63
694	Veterans Commission	65	7	0	0	4	1	12
710	KS Wildlife & Parks	90	1	1	0	14	1	17
712	Winfield Correctional Facility	134	5	1	0	21	7	34
	Total	4609	290	93	21	676	100	1180

FY 2022 % of Total Separations	26.85%	8.61%	1.94%	62.59%
FY 2021 % of Total Separations	24.24%	11.61%	1.22%	62.93%
FY 2020 % of Total Separations	25.53%	13.61%	2.32%	58.54%
FY 2019 % of Total Separations	26.82%	10.90%	1.47%	60.81%
FY 2018 % of Total Separations	25.68%	11.55%	1.28%	61.49%

Separations by Agency, Classified Employees Fiscal Year 2022 (cont.)

	Retirements	Terminations			
		Involuntary	Neutral	Voluntary	
FY 2017 % of Total Separations	21.93%	11.19%	1.14%	65.74%	
FY 2016 % of Total Separations	18.95%	11.90%	1.23%	67.92%	
FY 2015 % of Total Separations	20.54%	17.21%	0.89%	61.35%	
FY 2014 % of Total Separations	19.37%	16.26%	1.09%	63.28%	
FY 2013 % of Total Separations	19.77%	15.12%	1.53%	63.57%	

Transfers Out of Agency* = Promotions, Demotions, and Transfers out of an agency into another agency.
 'FY % of Total Separations' statewide percentage calculations do not include Transfers Out of Agency.

Source: SHARP (FY 2013-2022); Excludes unclassified, temporary, and student employees. All historical data in this table has been updated to exclude Regents. Agencies without classified employees are excluded from this table. **NOTE:** The high percentage of retirements in FY 2012 was due to the Voluntary Retirement Incentive Program (VRIP). Total percent may not be equal to 100% due to rounding.

Separations by Agency, Unclassified Employees Fiscal Year 2022

Agy #	Agency Name	Avg # of Employees	Retirements	Terminations			Transfers Out of Agency*	Total
				Involuntary	Neutral	Voluntary		
028	Board of Accountancy	3	0	0	0	1	0	1
034	Adjutant General	268	10	3	1	30	0	44
039	Ks Dept for Aging & Disab Svs	214	9	4	0	30	13	56
046	Kansas Dept of Agriculture	282	9	1	1	35	11	57
058	Kansas Human Rights Commission	8	0	0	0	1	2	3
082	Attorney General	155.5	6	0	0	22	10	38
083	Kansas Bureau of Investigation	201	3	0	0	17	4	24
094	Bank Commissioner	102	1	1	0	8	2	12
100	Board of Barbering	2.5	0	1	0	0	0	1
102	Behavioral Sciences Reg Board	9	0	0	0	1	0	1
105	State Board of Healing Arts	54	3	0	0	8	2	13
143	Corporation Commission	159	10	0	1	13	7	31
149	Board of Cosmetology	12	0	0	0	1	1	2
159	Department of Credit Unions	9.5	0	0	0	5	1	6
173	Department of Administration	345	9	3	0	36	13	61
177	Ellsworth Correctional Facility	39.5	4	0	0	4	3	11
178	Office of Administrative Hearings	11.5	1	0	0	1	1	3
195	El Dorado Correctional Facility	65	2	0	0	8	4	14
234	Fire Marshal	54.5	2	0	0	14	2	18
247	KS Gvmtl Ethics Commission	7.5	0	0	0	3	0	3
252	Governor	51.5	1	0	0	17	6	24
264	Dept of Health & Environment	1294.5	20	19	0	225	43	307
270	Health Care Stabilization Fund B	19	0	1	0	2	3	6
276	Department of Transportation	1877	63	16	11	268	14	372
280	Highway Patrol	122.5	1	2	1	10	2	16
288	Kansas Historical Society	12	0	0	1	2	2	5
296	Department of Labor	329	6	9	1	45	17	78
300	Dept of Commerce	191	6	6	0	46	6	64
313	Hutchinson Correctional Facility	89	2	3	1	15	3	24
328	Indigents Defense Svcs St Bd	163.5	2	0	0	24	6	32
331	Insurance Department	119	3	2	0	18	6	29
335	Office of Info Technology Serv	91.5	2	3	0	19	9	33
349	Judicial Council	4.5	0	0	0	1	0	1
352	Kansas Juvenile Correct. Cmplx	45	1	0	0	6	2	9
363	Kansas Neurological Institute	227	2	13	0	73	7	95
365	Ks Pblc Employees Retirmnt Sys	123.5	3	0	0	12	2	17
373	Kansas State Fair Board	22	1	0	0	4	0	5
400	Lansing Correctional Facility	36.5	1	0	0	9	2	12
408	Larned Corr Mental Hlth Facility	30.5	0	0	0	2	0	2
410	Larned State Hospital	430	8	10	5	156	5	184
425	Legislative Research Dept	40.5	0	0	0	8	2	10
428	Legislature	41.5	0	0	0	4	0	4
434	State Library	21	0	0	0	3	4	7
450	The Kansas Lottery	81.5	0	0	0	7	0	7
482	Board of Nursing	19	0	0	0	1	2	3

Separations by Agency, Unclassified Employees Fiscal Year 2022 (cont.)

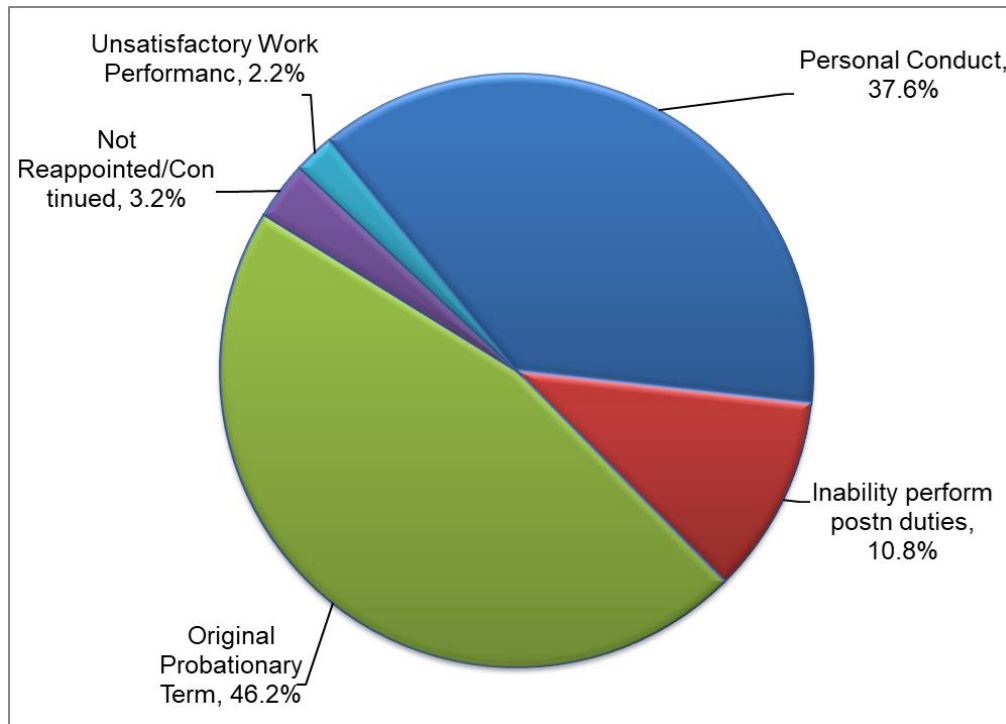
Agy #	Agency Name	Avg # of Employees	Retirements	Terminations			Transfers Out of Agency*	Total Separations
				Involuntary	Neutral	Voluntary		
494	Osawatomie State Hospital	313	7	4	1	83	2	97
507	Parsons St Hosp & Trng Center	284.5	8	9	0	67	0	84
521	Department of Corrections	257.5	9	2	1	40	24	76
522	KS Correctional Industries	45.5	5	1	0	5	3	14
529	KS Comm Peace Ofcrs Std & Trng	6	1	0	0	0	0	1
531	Board of Pharmacy	14	0	1	0	2	2	5
540	Post Audit Legislative Div	25.5	0	2	0	5	0	7
549	Real Estate Commission	10.5	0	0	0	5	0	5
553	Kansas Racing & Gaming Comm	77	2	0	0	4	1	7
561	Board of Regents	56	1	0	0	3	0	4
562	Board of Tax Appeals	13.5	0	0	0	0	1	1
565	Department of Revenue	853.5	22	7	1	111	23	164
579	Revisor of Statutes	29	1	0	0	3	0	4
581	Norton Correctional Facility	44.5	2	1	0	3	0	6
604	School for the Blind	68	3	1	1	9	1	15
610	School for the Deaf	114	2	0	0	23	1	26
622	Secretary of State	36	1	0	0	9	2	12
629	Dept for Children and Families	1684	34	31	3	368	36	472
652	Department of Education	228	8	1	2	26	6	43
660	Topeka Correctional Facility	45.5	2	1	0	5	2	10
670	State Treasurer	33.5	4	0	0	5	1	10
677	Judicial Branch	1801	68	51	5	96	12	232
694	Veterans Commission	191	4	15	0	86	5	110
700	Board of Veterinary Examiners	4.5	0	0	0	3	0	3
709	Kansas Water Office	16	0	0	0	1	2	3
710	KS Wildlife & Parks	329	11	4	0	26	1	42
712	Winfield Correctional Facility	45	2	0	0	3	4	9
Total		14,110.0	388	228	37	2,206	348	3,207
FY 2022 % of Total Separations*			13.57%	7.97%	1.29%	77.16%		
FY 2021 % of Total Separations*			14.67%	11.38%	1.22%	72.72%		
FY 2020 % of Total Separations*			13.83%	15.06%	0.82%	70.29%		
FY 2019 % of Total Separations			12.72%	18.34%	0.79%	68.15%		
FY 2018 % of Total Separations			13.83%	15.97%	0.73%	69.47%		
FY 2017 % of Total Separations			13.94%	16.15%	0.64%	69.27%		
FY 2016 % of Total Separations			17.66%	14.63%	0.71%	66.99%		
FY 2015 % of Total Separations			23.42%	17.79%	1.69%	57.09%		
FY 2014 % of Total Separations			16.15%	24.68%	1.16%	58.01%		
FY 2013 % of Total Separations			18.76%	17.35%	0.71%	63.19%		

Transfers Out of Agency* = Promotions, Demotions, and Transfers out of an agency into another agency.
 'FY % of Total Separations' statewide percentage calculations do not include Transfers Out of Agency.

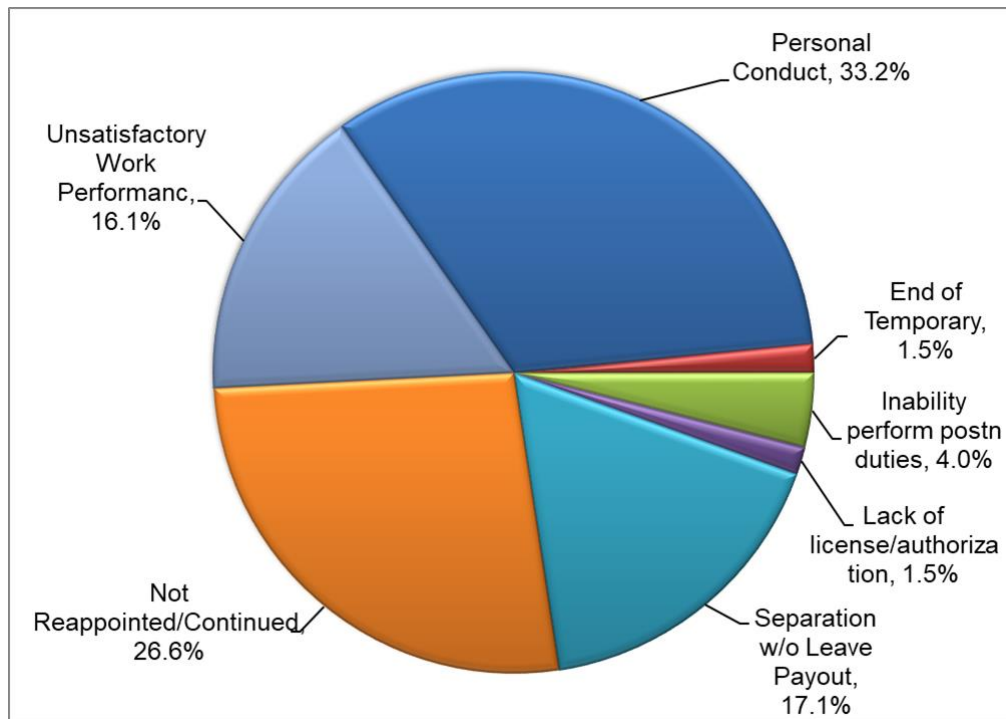
Source: SHARP (FY 2013-2022); Excludes Classified, temporary employees who are non-benefit eligible, Regents and student employees. All historical data in this table has been updated to exclude Regents. Agencies who do not have Unclassified employees will not be shown. Total percent may not be equal to 100% due to rounding.

Involuntary Turnover by Reason Fiscal Year 2022

Classified Employees



Unclassified Employees



Source: SHARP (FY 2022); Classified chart excludes unclassified, temporary, Regents, and student employees. Unclassified chart excludes classified, temporary employees who are non-benefit eligible, Regents and student employees excluded from all charts.

Agency with Less Than 10% Turnover Fiscal Year 2022

Classified Employees

Agy #	Agency Name	Avg # Employees	Turnover
083	Kansas Bureau of Investigation	120	5.00%
280	Highway Patrol	598	8.36%

Agencies where Avg # of Employees was greater than 50 classified employees.

Unclassified Employees

Agy #	Agency Name	Avg # Employees	Turnover
561	Board of Regents	56	7.14%
553	Kansas Racing & Gaming Comm	77	7.79%
450	The Kansas Lottery	81.5	8.59%
094	Bank Commissioner	102	9.80%
083	Kansas Bureau of Investigation	201	9.95%

Agencies where Avg # of Employees was greater than 50 classified employees.

Source: SHARP (FY 2022); Classified table excludes unclassified, temporary, Regents, and student employees. Unclassified table excludes classified, temporary employees who are non-benefit eligible, Regents and student employees excluded from all charts.

Turnover by Agency, Classified Employees Fiscal Year 2013-2022

Agy #	Agency Name	Avg # Ees FY 2022	Turnover Rate									
			FY 2022	FY 2021	FY 2020	FY 2019	FY 2018	FY 2017	FY 2016	FY 2015	FY 2014	FY 2013
028	Accountancy, Board of	N/A	N/A	N/A	N/A	N/A	N/A	N/A	N/A	N/A	N/A	0.00%
034	Adjutant General	4	0.00%	0.00%	22.22%	28.57%	0.00%	6.67%	9.30%	4.10%	7.02%	9.38%
039	Aging & Disability Services, KS Dept of	17	17.65%	16.22%	25.53%	28.57%	5.13%	16.42%	33.79%	11.70%	17.91%	25.69%
046	Agriculture, KS Department of	16	18.75%	16.22%	18.60%	8.16%	18.75%	9.52%	8.45%	12.90%	17.66%	9.90%
058	Human Rights Commission, Kansas	5.5	36.36%	13.33%	0.00%	0.00%	10.00%	6.67%	6.90%	12.90%	5.71%	5.13%
083	Bureau of Investigation, Kansas	120	5.00%	7.38%	3.42%	9.36%	11.11%	6.88%	10.50%	10.40%	8.09%	8.22%
094	Bank Commissioner	N/A	N/A	N/A	N/A	N/A	N/A	N/A	100.00%	0.00%	42.86%	14.46%
100	Barbering, Board of	N/A	N/A	N/A	N/A	N/A	N/A	N/A	N/A	N/A	0.00%	0.00%
102	Behavioral Sciences Reg Board	N/A	N/A	N/A	N/A	N/A	100.00%	0.00%	0.00%	0.00%	0.00%	33.33%
105	Healing Arts, State Board of	N/A	N/A	N/A	100.00%	0.00%	0.00%	33.33%	5.41%	3.00%	6.15%	12.50%
143	Corporation Commission	1.5	66.67%	0.00%	40.00%	28.57%	60.00%	0.00%	2.00%	6.00%	7.93%	4.86%
149	Cosmetology, Board of	1	0.00%	0.00%	66.67%	0.00%	0.00%	0.00%	16.67%	11.80%	21.05%	20.00%
159	Credit Unions, Dept of	N/A	N/A	N/A	N/A	N/A	N/A	N/A	N/A	0.00%	0.00%	16.67%
167	Dental Board	N/A	N/A	N/A	200.00%	0.00%	0.00%	0.00%	0.00%	0.00%	0.00%	0.00%
173	Administration, Dept of	44	25.00%	7.69%	10.26%	16.78%	17.48%	16.78%	16.59%	8.20%	8.07%	10.05%
177	Ellsworth Correctional Facility	144	26.39%	30.53%	24.93%	19.64%	35.65%	24.94%	28.22%	24.20%	25.96%	26.25%
178	Administrative Hearings, Office of	N/A	N/A	N/A	N/A	N/A	N/A	200.0%	0.00%	0.00%	18.18%	0.00%
195	El Dorado Correctional Facility	317.5	43.46%	32.48%	28.07%	34.30%	44.70%	43.21%	27.42%	30.00%	23.93%	16.20%
204	Mortuary Arts, Board of	1.5	66.67%	0.00%	0.00%	0.00%	0.00%	0.00%	0.00%	0.00%	50.00%	0.00%
206	Emergency Medical Services	7	14.29%	0.00%	12.50%	0.00%	26.67%	28.57%	21.05%	18.20%	17.39%	7.69%
234	Fire Marshal	4	0.00%	22.22%	0.00%	0.00%	14.29%	0.00%	5.56%	15.90%	18.67%	15.38%
264	Health & Environment, Dept of	108	18.52%	12.55%	5.69%	6.04%	11.66%	10.39%	18.38%	11.80%	9.85%	7.41%
270	Health Care Stabilization Fnd Brd	N/A	N/A	N/A	200.00%	0.00%	0.00%	0.00%	0.00%	0.00%	0.00%	0.00%
276	Transportation, Dept of	190	19.47%	15.01%	7.38%	9.69%	13.30%	13.93%	16.59%	14.10%	11.41%	13.03%
280	Highway Patrol, Kansas	598	8.36%	10.62%	9.79%	8.00%	8.41%	7.24%	6.38%	9.40%	8.90%	6.13%
288	Historical Society, Kansas	44	15.91%	12.77%	15.53%	11.54%	9.52%	10.91%	11.86%	16.80%	5.63%	10.53%
296	Labor, Department of	91.5	37.16%	36.77%	16.04%	10.60%	14.36%	14.5%	12.86%	10.90%	6.09%	9.24%
300	Commerce, Department of	73	31.51%	27.63%	18.71%	14.44%	21.28%	27.55%	24.43%	21.50%	11.76%	22.01%
313	Hutchinson Correctional Facility	351.5	25.32%	30.25%	29.90%	25.14%	38.95%	26.39%	31.38%	28.10%	28.33%	22.08%
328	Indigents Defense Svcs St Bd	16	6.25%	0.00%	16.22%	9.52%	N/A	14.04%	16.67%	9.30%	5.26%	5.08%
331	Insurance Department	0.5	200.00%	0.00%	0.00%	0.00%	8.70%	0.00%	0.00%	40.00%	0.00%	0.00%
335	Information Tech Svs, Office of	8	25.00%	10.00%	0.00%	0.00%	0.00%	N/A	N/A	N/A	N/A	N/A
350	Juvenile Justice Authority	N/A	N/A	N/A	N/A	N/A	0.00%	N/A	N/A	N/A	N/A	0.00%
352	Juvenile Corr Complex, Kansas	141.5	44.52%	33.02%	35.47%	25.61%	20.81%	30.40%	28.29%	23.30%	23.06%	26.21%
363	Neurological Institute, Kansas	112.5	18.67%	12.73%	16.82%	16.79%	20.23%	21.21%	22.96%	17.00%	20.51%	14.41%
365	Public Employees Retirement Sys, KS	N/A	N/A	N/A	N/A	N/A	0.00%	133.33%	21.05%	10.90%	6.62%	7.04%
373	Fair Board, Kansas State	1	0.00%	100.00%	0.00%	44.44%	0.00%	20.0%	5.71%	16.70%	12.50%	4.26%
400	Lansing Correctional Facility	291.5	41.51%	27.62%	31.07%	28.74%	33.44%	35.91%	33.22%	24.10%	18.61%	15.08%
408	Larned Corr Mental Health Facility	131	18.32%	30.24%	22.60%	20.74%	32.87%	24.62%	30.40%	26.06%	23.42%	22.49%
410	Larned State Hospital	125.5	18.33%	14.76%	13.68%	16.67%	23.24%	17.32%	35.30%	34.78%	28.39%	30.82%

Turnover by Agency, Classified Employees Fiscal Year 2013-2022 (continued)

Agy #	Agency Name	Avg # Ees FY 2022	Turnover Rate									
			FY 2022	FY 2021	FY 2020	FY 2019	FY 2018	FY 2017	FY 2016	FY 2015	FY 2014	FY 2013
412	Larned Juvenile Corr Facility	N/A	N/A	N/A	N/A	N/A	N/A	79.65%	26.90%	32.00%	19.51%	24.89%
434	Library, State	5	40.00%	0.00%	13.33%	11.76%	0.00%	8.00%	18.80%	5.13%	5.13%	16.55%
450	Lottery, The Kansas	1	0.00%	0.00%	0.00%	0.00%	0.00%	0.00%	0.00%	10.00%	9.23%	12.35%
482	Nursing, Board of	3	0.00%	28.57%	0.00%	50.00%	11.11%	16.00%	4.80%	9.76%	0.00%	11.11%
488	Optometry Board of Examiners	N/A	N/A	0.00%	0.00%	0.00%	0.00%	0.00%	0.00%	0.00%	0.00%	0.00%
494	Osawatomie State Hospital	38	21.05%	12.05%	16.49%	17.19%	21.32%	25.57%	41.90%	29.87%	19.84%	25.96%
507	Parsons St Hosp & Trng Center	129	25.58%	18.64%	16.46%	12.35%	16.80%	15.03%	16.70%	18.12%	12.93%	16.10%
521	Corrections, Department of	144	14.58%	14.72%	13.71%	13.25%	15.07%	18.52%	13.10%	12.96%	10.73%	13.06%
522	Correctional Industries, KS	3	33.33%	20.00%	0.00%	14.29%	20.00%	12.77%	11.80%	N/A	N/A	N/A
531	Pharmacy, Board of	2	0.00%	0.00%	0.00%	0.00%	0.00%	0.00%	22.20%	0.00%	18.18%	0.00%
543	Real Estate Appraisal Board	N/A	N/A	N/A	N/A	N/A	N/A	N/A	0.00%	0.00%	0.00%	0.00%
549	Real Estate Commission	N/A	N/A	N/A	N/A	N/A	N/A	N/A	25.00%	18.18%	14.29%	11.76%
553	Racing & Gaming Comm, Kansas	6.5	0.00%	0.00%	0.00%	N/A	0.00%	11.76%	7.70%	13.21%	10.71%	8.42%
555	Rainbow Mental Health Facility	N/A	N/A	N/A	N/A	N/A	N/A	N/A	N/A	123.08%	58.16%	39.53%
561	Regents, Board of	N/A	N/A	N/A	N/A	N/A	N/A	0.00%	0.00%	22.22%	0.00%	13.33%
562	Tax Appeals, Court of	N/A	N/A	0.00%	66.67%	N/A	0.00%	44.44%	13.30%	0.00%	0.00%	8.00%
565	Revenue, Department of	155.5	21.22%	11.20%	8.26%	16.58%	14.53%	10.10%	8.10%	8.71%	9.26%	14.31%
581	Norton Correctional Facility	166.5	26.43%	25.34%	26.15%	21.71%	27.14%	23.85%	23.20%	16.36%	18.44%	16.63%
604	Blind, School for the	3.5	57.14%	22.22%	18.18%	0.00%	37.50%	8.70%	13.80%	38.71%	33.33%	10.00%
610	Deaf, School for the	8	25.00%	16.67%	7.41%	19.35%	5.41%	4.88%	21.40%	14.04%	16.39%	11.27%
625	Securities Comm of Kansas	N/A	N/A	N/A	N/A	N/A	N/A	N/A	0.00%	0.00%	38.10%	0.00%
629	Children and Families, Dept for	518.5	19.09%	10.83%	10.57%	11.93%	12.78%	13.01%	17.20%	18.85%	14.24%	18.37%
652	Education, Department of	4	50.00%	42.86%	10.00%	8.70%	20.51%	9.59%	11.10%	8.87%	14.12%	11.15%
660	Topeka Correctional Facility	188.5	31.30%	19.25%	20.00%	22.71%	30.93%	27.69%	20.70%	19.27%	15.63%	18.44%
663	Technical Professions St Bd	N/A	N/A	N/A	N/A	N/A	N/A	N/A	200.00%	33.33%	0.00%	0.00%
670	State Treasurer	1	0.00%	0.00%	0.00%	0.00%	0.00%	0.00%	40.00%	0.00%	22.22%	0.00%
671	Pooled Money Investment Board	1	0.00%	0.00%	0.00%	0.00%	0.00%	0.00%	0.00%	50.00%	0.00%	0.00%
694	Veterans Commission	65	16.92%	10.06%	14.05%	22.50%	38.26%	46.06%	23.90%	22.61%	22.41%	18.98%
709	Water Office, Kansas	N/A	N/A	N/A	200.00%	0.00%	0.00%	0.00%	8.30%	7.69%	7.69%	20.63%
710	Wildlife, Parks & Tourism, KS	90	17.78%	5.10%	5.13%	7.22%	6.38%	7.52%	8.00%	6.53%	7.98%	10.46%
712	Winfield Correctional Facility	134	20.15%	17.14%	9.62%	18.31%	19.17%	19.94%	17.10%	20.57%	13.65%	16.84%
Statewide		4,634	23.31%	19.15%	17.12%	16.84%	20.46%	19.24%	20.04%	16.63%	16.75%	14.48%

Source: SHARP (FY 2013-2022); Excludes unclassified, temporary, Regents and student employees. All historical data in this chart has been updated to exclude Regents. Agencies marked "N/A" have no classified employees or the agency has been abolished. Agencies without classified employees for the time frame shown are not included in the table.

Turnover by Agency, Unclassified Employees Fiscal Year 2013-2022

Agy #	Agency Name	Avg # Ees FY 2022	Turnover Rate									
			FY 2022	FY 2021	FY 2020	FY 2019	FY 2018	FY 2017	FY 2016	FY 2015	FY 2014	FY 2013
028	Board of Accountancy	3	33.33%	0.00%	50.00%	0.00%	0.00%	100.00%	40.00%	40.00%	0.00%	33.33%
034	Adjutant General	268	16.42%	12.62%	17.66%	16.67%	12.92%	18.43%	25.78%	26.45%	46.95%	13.16%
039	Ks Dept for Aging & Disab Svs	214	20.09%	16.39%	19.86%	26.32%	25.62%	24.93%	24.11%	14.22%	15.69%	14.58%
046	Kansas Dept of Agriculture	282	16.31%	17.59%	8.87%	18.47%	11.41%	14.34%	14.49%	17.07%	14.48%	12.90%
058	Kansas Human Rights Commission	8	12.50%	26.67%	0.00%	18.18%	75.00%	33.33%	0.00%	66.67%	66.67%	0.00%
082	Attorney General	155.5	18.01%	12.74%	6.56%	20.35%	13.33%	14.40%	17.43%	15.77%	14.17%	10.57%
083	Kansas Bureau of Investigation	201	9.95%	10.50%	6.25%	8.00%	12.30%	9.09%	13.84%	11.76%	7.25%	6.49%
094	Bank Commissioner	102	9.80%	12.00%	10.47%	19.35%	16.58%	6.00%	14.1%	11.17%	8.47%	5.17%
100	Board of Barbering	2.5	40.00%	33.33%	33.33%	0.00%	0.00%	0.00%	0.00%	40.00%	0.00%	0.00%
102	Behavioral Sciences Reg Board	9	11.11%	11.11%	22.22%	0.00%	0.00%	15.38%	0.00%	0.00%	0.00%	18.18%
105	State Board of Healing Arts	54	20.37%	18.18%	16.22%	26.67%	27.18%	14.14%	6.06%	12.12%	7.41%	8.00%
122	Citizens Utility Ratepayer Bd	7	0.00%	0.00%	0.00%	42.86%	0.00%	0.00%	60.00%	0.00%	18.18%	0.00%
143	Corporation Commission	159	15.09%	6.90%	14.51%	11.91%	16.12%	8.62%	12.50%	13.33%	26.90%	18.60%
149	Board of Cosmetology	12	8.33%	8.00%	8.70%	18.18%	17.39%	21.05%	46.15%	0.00%	28.57%	0.00%
159	Department of Credit Unions	9.5	52.63%	28.57%	31.58%	73.68%	9.52%	31.58%	10.53%	57.14%	0.00%	0.00%
167	Dental Board	2.5	0.00%	0.00%	0.00%	0.00%	0.00%	0.00%	0.00%	0.00%	0.00%	0.00%
173	Department of Administration	345	13.91%	12.17%	7.58%	14.03%	15.41%	11.42%	11.39%	9.05%	6.87%	13.56%
177	Ellsworth Correctional Facility	39.5	20.25%	10.39%	16.22%	20.90%	17.86%	0.00%	0.0%	0.00%	66.67%	0.00%
178	Office of Administrative Hearings	11.5	17.39%	26.09%	9.52%	30.00%	28.57%	42.11%	0.00%	0.00%	0.00%	0.00%
195	El Dorado Correctional Facility	65	15.38%	18.18%	19.12%	22.40%	20.51%	9.20%	5.88%	0.00%	0.00%	25.00%
204	Board of Mortuary Arts	1.5	0.00%	100.00%	0.00%	0.00%	0.00%	0.00%	0.00%	0.00%	0.00%	0.00%
206	Emergency Medical Services	5	0.00%	0.00%	0.00%	0.00%	22.22%	0.00%	0.00%	0.00%	100.00%	0.00%
234	Fire Marshal	54.5	29.36%	21.05%	10.91%	13.33%	10.00%	12.24%	20.78%	17.78%	30.77%	18.18%
247	KS Gvmtl Ethics Commission	7.5	40.00%	0.00%	0.00%	0.00%	25.00%	12.50%	12.50%	0.00%	25.00%	12.50%
252	Governor	51.5	34.95%	26.80%	14.81%	98.67%	37.84%	19.44%	8.45%	17.91%	14.71%	13.89%
264	Dept of Health & Environment	1294.5	20.39%	14.74%	14.14%	14.87%	12.73%	15.82%	17.65%	15.02%	14.11%	13.54%
270	Health Care Stabilization Fund B	19	15.79%	5.00%	0.00%	16.67%	11.11%	0.00%	5.56%	12.12%	0.00%	0.00%
276	Department of Transportation	1877	19.07%	16.09%	15.17%	18.69%	20.52%	20.95%	16.6%	9.72%	9.63%	18.02%
280	Highway Patrol	122.5	11.43%	13.93%	6.93%	15.71%	17.22%	23.81%	13.68%	17.31%	6.74%	12.66%
288	Kansas Historical Society	12	25.00%	8.00%	8.33%	8.33%	0.00%	0.00%	18.18%	20.00%	0.00%	0.00%
296	Department of Labor	329	18.54%	17.11%	11.81%	17.41%	17.00%	16.76%	13.01%	16.94%	14.92%	20.63%
300	Dept of Commerce	191	30.37%	18.28%	13.02%	14.60%	15.65%	20.00%	18.87%	20.43%	15.17%	28.24%
313	Hutchinson Correctional Facility	89	23.60%	14.05%	10.87%	13.58%	10.81%	5.66%	0.00%	0.00%	0.00%	22.22%
328	Indigents Defense Svcs St Bd	163.5	15.90%	13.58%	13.55%	17.69%	19.59%	12.41%	18.33%	19.18%	13.57%	13.51%
331	Insurance Department	119	19.33%	16.33%	9.84%	25.73%	11.48%	9.78%	11.88%	29.91%	13.97%	5.26%
335	Office of Info Technology Svs	91.5	26.23%	16.57%	21.56%	17.39%	0.00%	N/A	N/A	N/A	N/A	N/A
349	Judicial Council	4.5	22.22%	20.00%	0.00%	0.00%	22.22%	0.00%	20.00%	20.00%	0.00%	25.00%
350	Juvenile Justice Authority	45	15.56%	17.98%	17.20%	N/A	N/A	N/A	N/A	N/A	N/A	47.62%
352	Kansas Juvenile Correct. Complex	N/A	N/A	N/A	N/A	11.63%	29.41%	12.24%	0.00%	26.67%	42.11%	27.27%
363	Kansas Neurological Institute	227	38.77%	49.67%	42.61%	53.00%	45.64%	65.36%	35.29%	0.00%	46.15%	15.38%
365	Ks Pbhc Employees Retirement Sys	123.5	12.15%	13.79%	8.00%	9.91%	12.73%	4.67%	5.85%	17.02%	0.00%	15.79%
373	Kansas State Fair Board	22	22.73%	50.00%	14.29%	20.51%	32.26%	7.14%	26.67%	0.00%	0.00%	0.00%
400	Lansing Correctional Facility	36.5	27.40%	2.82%	43.18%	24.35%	26.98%	18.02%	3.77%	18.18%	22.22%	28.57%
408	Larned Corr Mental Hlth Facility	30.5	6.56%	30.00%	13.56%	7.27%	12.50%	20.00%	0.00%	40.00%	0.00%	0.00%
410	Larned State Hospital	430	41.63%	39.53%	35.36%	40.58%	38.48%	43.01%	29.20%	39.62%	36.36%	56.82%
412	Larned Juvenile Corr Fac	N/A	N/A	N/A	N/A	N/A	N/A	57.14%	15.38%	0.00%	0.00%	33.33%
422	Legislative Coordinating Council	8	0.00%	12.50%	0.00%	12.50%	0.00%	13.33%	13.33%	12.50%	25.00%	12.50%

Turnover by Agency, Unclassified Employees Fiscal Year 2013-2022 (continued)

Agy #	Agency Name	Avg # Ees FY 2022	Turnover Rate									
			FY 2022	FY 2021	FY 2020	FY 2019	FY 2018	FY 2017	FY 2016	FY 2015	FY 2014	FY 2013
425	Legislative Research Dept	40.5	19.75%	18.42%	22.54%	16.22%	12.66%	7.59%	12.35%	14.46%	12.35%	23.81%
428	Legislature	41.5	9.64%	26.19%	11.76%	12.20%	12.20%	26.97%	10.87%	11.70%	5.24%	38.14%
434	State Library	21	14.29%	5.26%	5.56%	11.43%	12.12%	13.33%	46.67%	0.00%	10.00%	10.53%
446	Lieutenant Governor	N/A	N/A	N/A	N/A	N/A	N/A	N/A	N/A	N/A	N/A	0.00%
450	The Kansas Lottery	81.5	8.59%	5.99%	4.79%	19.51%	12.27%	7.32%	7.64%	6.76%	11.57%	10.10%
482	Board of Nursing	19	5.26%	16.22%	27.03%	17.65%	21.43%	17.39%	50.00%	0.00%	28.57%	0.00%
488	Optometry Board of Examiners	1	0.00%	0.00%	N/A	N/A	N/A	N/A	N/A	N/A	0.00%	0.00%
494	Osawatomie State Hospital	313	30.35%	40.30%	43.30%	51.17%	63.19%	68.68%	18.6%	45.45%	32.73%	16.33%
507	Parsons St Hosp & Trng Center	284.5	29.53%	33.62%	25.65%	26.67%	32.36%	38.89%	18.39%	18.18%	0.00%	16.67%
521	Department of Corrections	257.5	20.19%	12.17%	10.02%	13.46%	14.00%	16.67%	15.12%	11.58%	10.88%	14.57%
522	KS Correctional Industries	45.5	24.18%	18.95%	12.24%	12.77%	13.95%	3.57%	27.59%	9.09%	20.00%	0.00%
529	KS Comm Peace Ofcrs Std & Trng	6	16.67%	0.00%	0.00%	0.00%	0.00%	44.44%	0.00%	20.00%	0.00%	0.00%
531	Board of Pharmacy	14	21.43%	7.41%	16.67%	18.18%	10.53%	0.00%	36.36%	20.00%	25.00%	28.57%
540	Post Audit Legislative Div	25.5	27.45%	3.77%	12.00%	22.22%	13.33%	17.02%	17.39%	18.18%	13.95%	9.52%
543	Real Estate Appraisal Board	2	0.00%	0.00%	0.00%	50.00%	0.00%	0.00%	0.00%	0.00%	0.00%	0.00%
549	Real Estate Commission	10.5	47.62%	8.70%	16.00%	0.00%	0.00%	19.05%	0.00%	20.00%	28.57%	33.33%
553	Kansas Racing & Gaming Comm	77	7.79%	9.03%	10.19%	11.18%	2.52%	8.39%	4.40%	3.92%	15.69%	19.23%
555	Rainbow Mental Health Facility	N/A	N/A	N/A	N/A	N/A	N/A	N/A	N/A	N/A	66.67%	66.67%
561	Board of Regents	56	7.14%	5.31%	9.01%	7.21%	14.29%	12.39%	14.04%	10.71%	11.32%	15.09%
562	Court of Tax Appeals	13.5	0.00%	17.39%	34.78%	0.00%	0.00%	0.00%	0.00%	13.33%	13.33%	23.53%
565	Department of Revenue	853.5	16.52%	11.22%	9.87%	17.57%	12.84%	13.66%	13.66%	12.22%	8.53%	12.74%
579	Revisor of Statutes	29	13.79%	9.84%	6.45%	6.56%	3.33%	3.45%	7.02%	6.78%	7.02%	7.27%
581	Norton Correctional Facility	44.5	13.48%	20.22%	13.48%	12.35%	26.09%	21.82%	0.00%	0.00%	0.00%	0.00%
604	School for the Blind	68	20.59%	13.74%	8.62%	12.24%	22.22%	17.02%	23.53%	17.14%	11.11%	5.50%
610	School for the Deaf	114	21.93%	17.24%	9.73%	12.79%	16.82%	15.31%	21.28%	16.57%	13.68%	12.44%
622	Secretary of State	36	27.78%	11.27%	2.90%	43.48%	23.68%	10.00%	14.81%	11.63%	11.76%	14.29%
625	Securities Comm, Office of the	N/A	N/A	N/A	N/A	N/A	N/A	41.67%	23.26%	0.00%	0.00%	37.04%
626	Kansas Sentencing Commission	13.5	0.00%	15.38%	7.69%	24.00%	24.00%	14.81%	0.0%	9.09%	0.00%	0.00%
629	Dept for Children and Families	1684	25.89%	18.79%	21.07%	24.92%	21.04%	15.72%	13.33%	16.12%	16.00%	10.86%
652	Department of Education	228	16.23%	12.25%	8.05%	10.36%	7.31%	5.64%	9.64%	17.32%	16.17%	16.19%
660	Topeka Correctional Facility	45.5	17.58%	22.00%	15.09%	15.38%	12.63%	9.88%	0.00%	13.33%	13.33%	0.00%
663	Technical Professions St Bd	4	0.00%	0.00%	25.00%	100.00%	44.44%	0.00%	44.44%	0.00%	50.00%	0.00%
670	State Treasurer	33.5	26.87%	27.27%	6.25%	3.03%	8.57%	8.11%	5.48%	8.22%	5.80%	23.53%
671	Pooled Money Investment Board	4	0.00%	0.00%	0.00%	0.00%	25.00%	0.00%	0.00%	0.00%	0.00%	0.00%
677	Judicial Branch	1801	12.22%	12.87%	11.02%	12.58%	15.07%	11.87%	11.10%	9.99%	8.26%	9.32%
694	Veterans Commission	191	54.97%	50.27%	55.03%	52.99%	39.10%	42.50%	22.58%	42.11%	19.05%	20.00%
700	Board of Veterinary Examiners	4.5	66.67%	22.22%	50.00%	0.00%	25.00%	0.00%	0.00%	N/A	0.00%	40.00%
709	Kansas Water Office	16	6.25%	18.18%	11.76%	23.53%	12.50%	18.75%	18.2%	0.00%	0.00%	0.00%
710	KS Wildlife, Parks & Tourism	329	12.46%	6.91%	7.75%	5.92%	8.48%	5.68%	4.04%	13.86%	11.11%	14.63%
712	Winfield Correctional Facility	45	11.11%	6.59%	10.87%	14.12%	5.63%	12.77%	0.00%	28.57%	0.00%	0.00%
Statewide		14,159	20.19%	17.48%	16.19%	19.95%	19.01%	17.26%	14.39%	13.74%	13.52%	13.66%

Source: SHARP (FY 2013-2022); Includes unclassified regular and unclassified temporary, benefit eligible employees. Excludes classified, Regents, and student employees. All historical data in this chart has been updated to exclude Regents. Agencies marked “N/A” had no unclassified employees that fiscal year or the agency has been abolished.

**Job Titles with 20% or Higher Turnover Rates
FY 2022
Classified Job Titles**

Job Code	Job Title	Avg # Employees	Turnover
8109L1	Corrections Officer I (A)	210	81.90%
8111L1	Corrections Officer I (B)	549.5	34.58%
4401L1	Juvenile Corrections Off I(B)	64.5	31.01%
4041A4	Program Consultant I	62.5	28.80%
8161D2	Human Services Specialist	155.5	24.44%
8110L1	Corrections Officer II	291.5	23.33%
1071K2	Administrative Assistant	73.5	21.77%
7556L1	Parole Officer I	76.5	20.92%
2166L1	Natural Resource Officer I	53	20.75%
1073K2	Administrative Specialist	92	20.65%
5004F2	MHDD Technician	168.5	20.18%

Job Titles where Avg # of Employees was greater than 50 classified employees.

Unclassified Job Titles

Job Code	Job Title	Avg # Employees	Turnover
082207	Mental Health/Dev Disability Tech	424.5	57.24%
076405	Safety & Security Officer	60.5	46.28%
0C3102	Protection Specialist	382	40.05%
0B9601	Program Specialist	118.5	36.29%
097621	Registered Nurse	97	36.08%
0B9604	Eligibility Professional	114	35.09%
0A8006	Driver License Examiner	112.5	34.67%
058414	Human Services Assistant	140	32.14%
066812	Equipment Operator	716.5	28.47%
058434	Human Services Counselor	64	28.13%
082300	Public Defender	65	27.69%
058404	Human Services Specialist	231	27.27%
071300	Health Facility Surveyor	66.5	27.07%
097624	Engineering Associate	81	25.93%
044401	Custodial Specialist	75	25.33%
025900	Program Associate	51.5	25.24%
013600	Consultant	57	24.56%
039715	Environmental Specialist	77.5	24.52%
0867WS	Trial Court Clerk II	389	23.91%
066300	Project Manager	55	23.64%
011500	Administrative Assistant	172	22.67%
082202	Food Drug Lodging Surveyor	75	22.67%
070906	Applications Developer	142	22.54%
011600	Assistant Director	53.5	22.43%
026400	Research Analyst	86.5	21.97%
040900	Facilities Maintenance Supervisor	81.5	20.86%
082700	Coordinator	77	20.78%
0570WS	Clerk Of District Court I	64	20.31%
058401	Human Resource Professional	109	20.18%

Job Titles where Avg # of Employees was greater than 50 unclassified employees.

Source: SHARP (FY 2022); Classified table excludes unclassified, temporary, Regents, and student employees. Unclassified table excludes classified, temporary employees who are non-benefit eligible, Regents and student employees excluded from all charts.

Fiscal Year 2017-2022

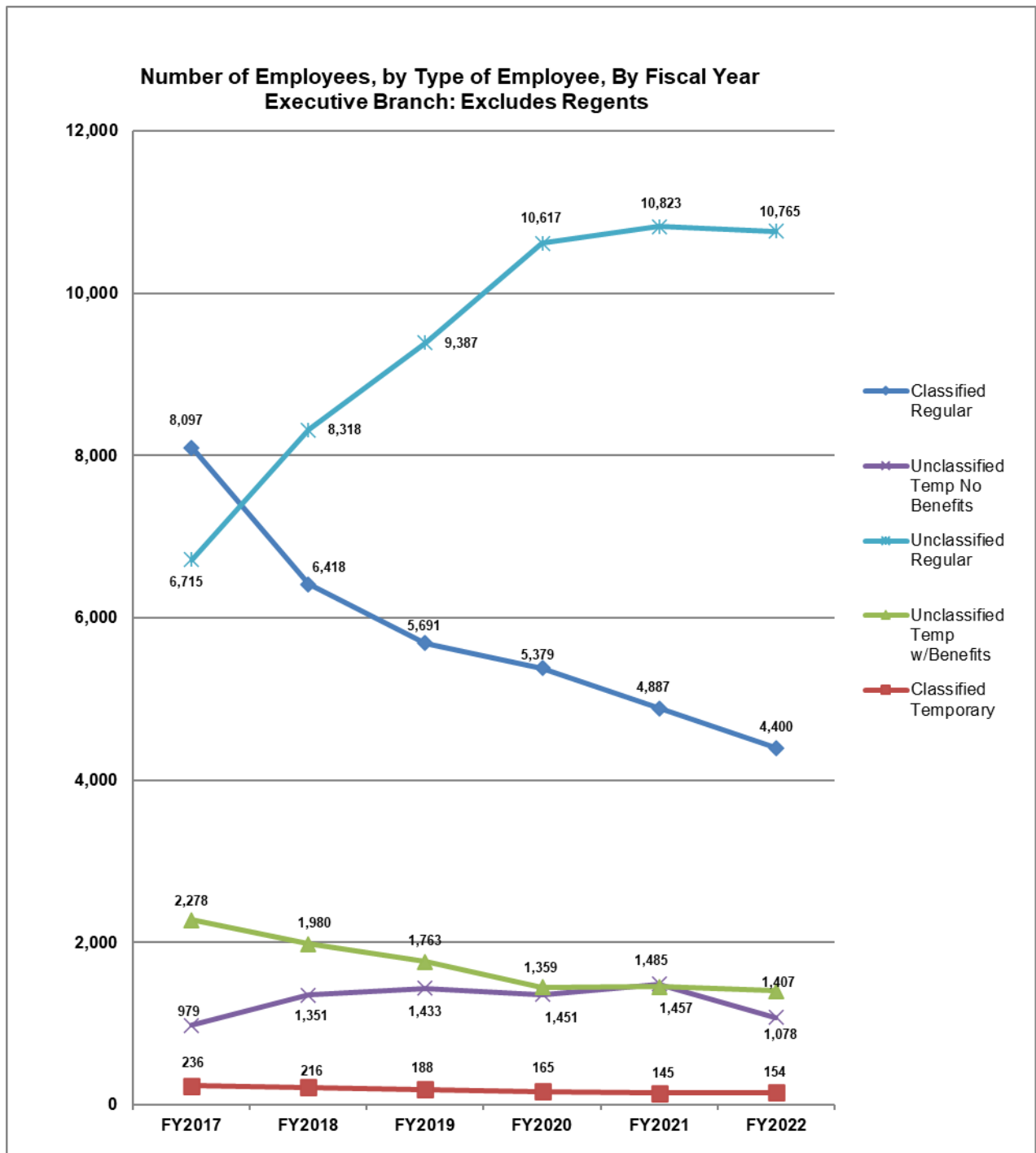
Section 4: Special Comparison Report

The graphs and tables that follow show changes in the workforce that occurred between FY 2017 and FY 2022. Beginning with FY 2015 data, Regents universities are no longer included.

- The number of classified and unclassified regular employees has decreased again in FY 2022. The number of Executive Branch employees overall, including non-benefit eligible decreased for the second year in a row to a six-year low.
- The number of classified regular employees in the Executive Branch has decreased 45.7% from FY 2017 – FY 2022
- The number of Judicial Branch employees increased 2.3% from FY 2021 to FY 2022.
- The number of Legislative Branch employees shows a very slight decrease for the third year in a row from FY 2020 - FY 2022.
- These job codes are excluded from data for Human Services agencies in FY 2020:

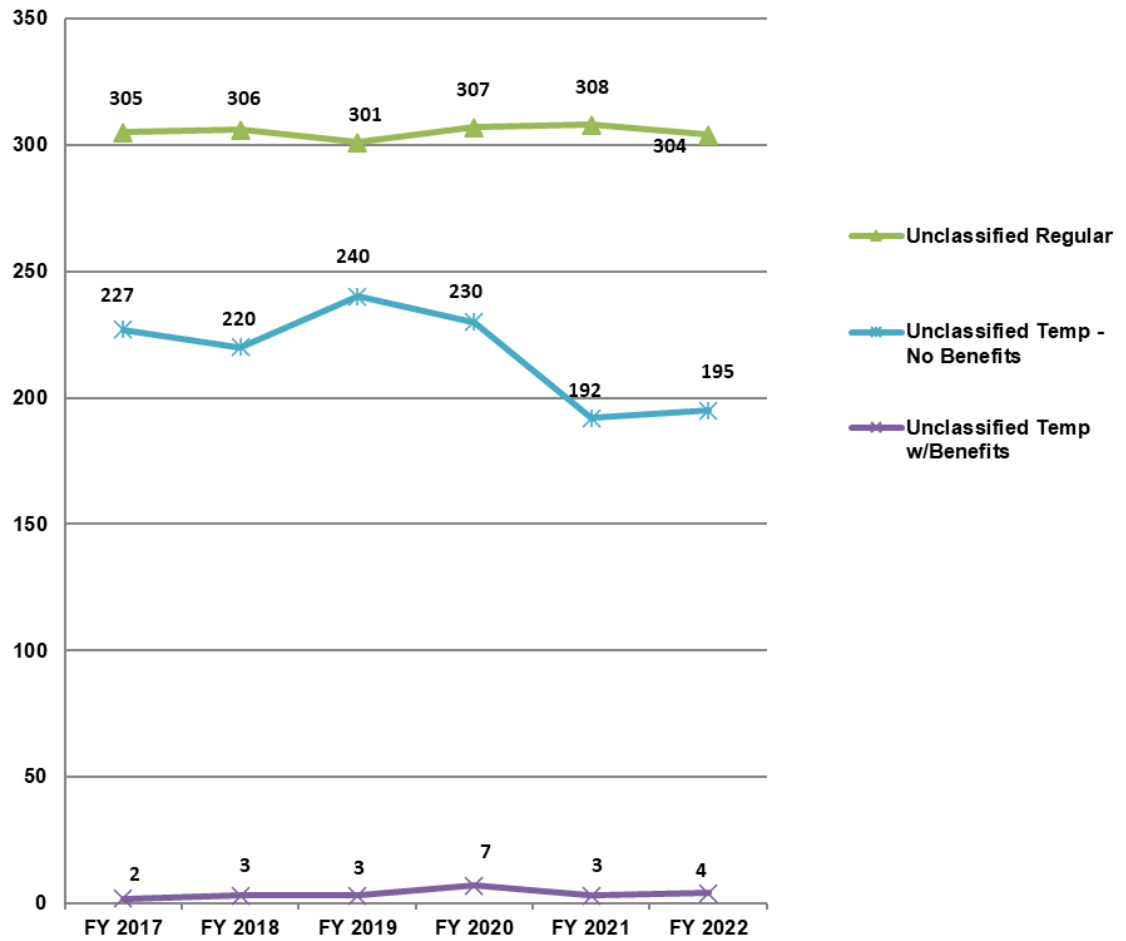
036000 – Member of a Home

035500 – Resident Worker



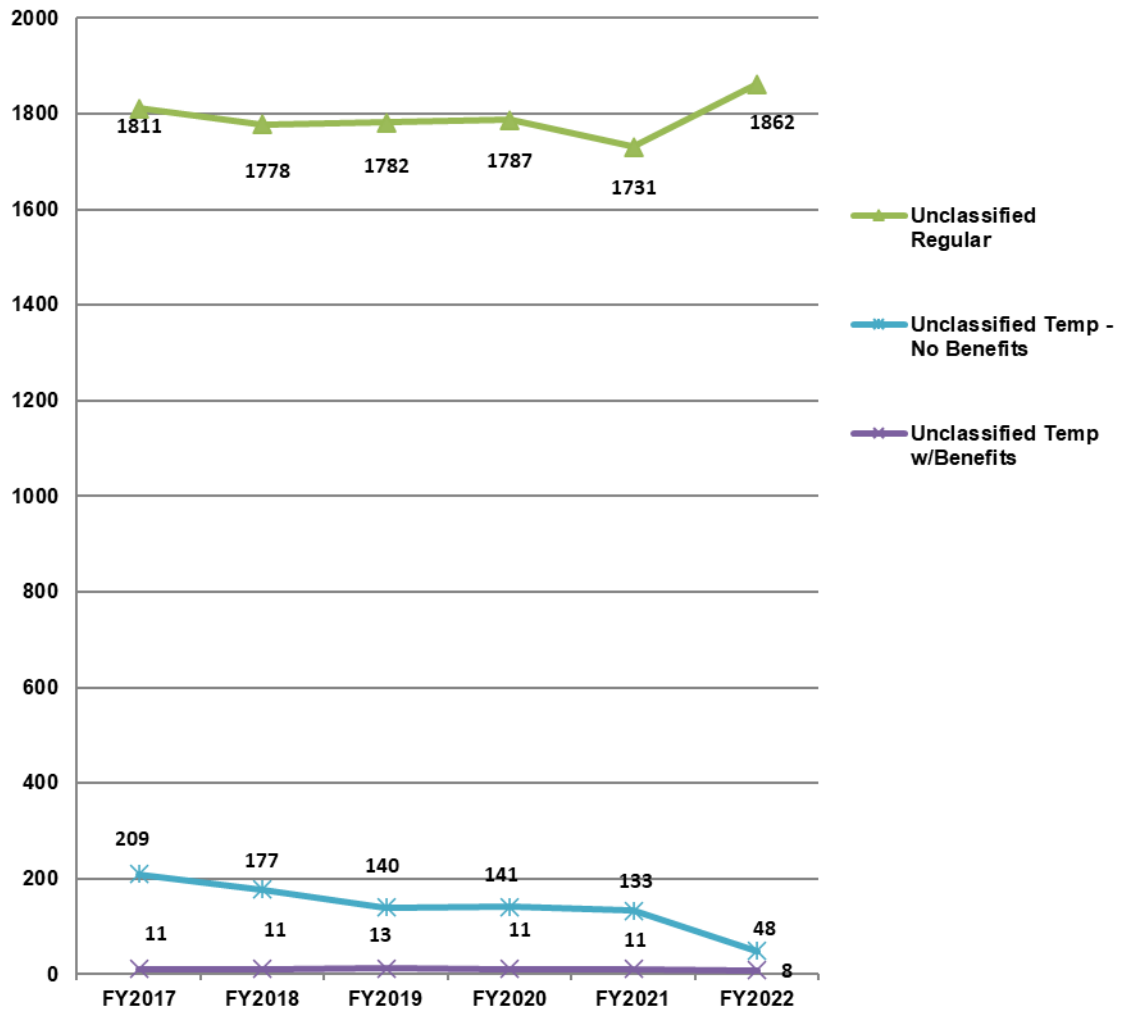
Source: SHARP (FY 2017-FY 2022); Includes executive branch employees; Excludes Regents universities.

**Number of Employees, by Type of Employee, By Fiscal Year
Legislative Branch**



Source: SHARP (FY2017-FY2022); Includes Legislative Branch employees only.

**Number of Employees, by Type of Employee, By Fiscal Year
Judicial Branch Only**



Source: SHARP (FY2017-FY2022); Includes Judicial Branch employees only.

Number of Classified Regular Employees: FY 2017 - FY 2022

Agency	Agency Name	Fiscal Year						FY 17-22
		2017	2018	2019	2020	2021	2022	+/-
016	Abstracters Board of Examiners	0	0	0	0	0	0	0
028	Board of Accountancy	0	0	0	0	0	0	0
034	Adjutant General	10	9	5	4	4	4	-6
039	Ks Dept for Aging & Disability Svs	43	35	28	19	18	16	-27
046	Kansas Dept of Agriculture	38	26	23	20	17	15	-23
055	Animal Health Department	0	0	0	0	0	0	0
058	Kansas Human Rights Comm	11	9	9	8	7	4	-7
082	Attorney General	0	0	0	0	0	0	0
083	Kansas Bureau of Investigation	168	156	144	148	124	116	-52
094	Bank Commissioner	0	0	0	0	0	0	0
100	Board of Barbering	0	0	0	0	0	0	0
102	Behavioral Sciences Reg Board	2	0	0	0	0	0	-2
105	State Board of Healing Arts	2	2	2	0	0	0	-2
122	Citizens Utility Ratepayer Bd	0	0	0	0	0	0	0
143	Corporation Commission	7	4	3	2	2	1	-6
149	Board of Cosmetology	2	2	2	1	1	1	-1
159	Department of Credit Unions	0	0	0	0	0	0	0
167	Dental Board	1	1	1	0	0	0	-1
171	Health Policy Authority	0	0	0	0	0	0	0
173	Department of Administration	125	81	62	55	50	39	-86
177	Ellsworth Correctional Facility	192	169	167	170	151	137	-55
178	Office of Admin Hearings	0	0	0	0	0	0	0
195	El Dorado Correctional Facility	338	352	335	402	343	294	-44
204	Board of Mortuary Arts	1	2	2	2	2	1	0
206	Emergency Medical Services	7	8	8	8	7	7	0
234	Fire Marshal	8	6	5	5	4	4	-4
247	Ks Gov Ethics Commission	0	0	0	0	0	0	0
252	Governor	0	0	0	0	0	0	0
264	Dept of Health & Environment	252	178	153	128	112	104	-148
266	Bd of Examiners for Hearing Aids	0	0	0	0	0	0	0
270	Health Care Stabilization Fund	1	1	1	0	0	0	-1
276	Department of Transportation	867	383	321	275	220	162	-705
280	Highway Patrol	679	677	696	652	610	586	-93
288	Kansas Historical Society	54	51	53	50	44	44	-10
291	Ks Home Inspectors Reg Board	0	0	0	0	0	0	0
296	Department of Labor	100	83	69	118	106	78	-22
300	Dept of Commerce	97	91	90	81	71	75	-22
313	Hutchinson Correctional Facility	399	367	367	405	363	340	-59
325	Beloit Juvenile Correctional Facility	0	0	0	0	0	0	0
328	Board of Indigents Defense Services	25	22	20	17	17	15	-10
331	Insurance Department	1	1	1	1	1	0	-1
335	Office of Information Systems	0	12	11	11	9	7	7
349	Judicial Council	0	0	0	0	0	0	0
350	Juvenile Justice Authority	0	0	0	0	0	0	0
352	Kansas Juvenile Correct Complex	178	171	158	169	146	140	-38
359	Ks Arts Commission	0	0	0	0	0	0	0
360	Kansas, Inc.	0	0	0	0	0	0	0
363	Kansas Neurological Institute	291	225	180	142	125	102	-189
365	Ks Pub Employees Ret Sys	0	0	0	0	0	0	0

Number of Classified Regular Employees: FY 2017 - FY 2022 cont.

Agency	Agency Name	Fiscal Year						FY 17-22
		2017	2018	2019	2020	2021	2022	+/-
371	Ks Tech Enterprise Corp	0	0	0	0	0	0	0
373	Kansas State Fair Board	9	6	3	3	1	1	-8
400	Lansing Correctional Facility	517	453	420	346	314	272	-245
408	Larned Cor Mental Health Facility	156	131	139	153	138	124	-32
410	Larned State Hospital	307	220	167	140	133	118	-189
412	Larned Juvenile Correctional Facility	0	0	0	0	0	0	0
422	Legislative Coordinating Council	0	0	0	0	0	0	0
425	Legislative Research Dept	0	0	0	0	0	0	0
428	Legislature	0	0	0	0	0	0	0
434	State Library	12	9	8	7	7	3	-9
446	Office of the Lt Governor	0	0	0	0	0	0	0
450	The Kansas Lottery	4	4	1	1	1	1	-3
482	Board of Nursing	10	8	4	4	3	3	-7
488	Optometry Board of Examiners	1	1	1	1	0	0	-1
494	Osawatomie State Hospital	123	74	54	43	40	36	-87
507	Parsons St Hosp & Trng Center	288	226	183	147	134	126	-162
521	Department of Corrections	178	168	165	156	143	145	-33
522	Ks Correctional Industries	12	8	6	6	4	2	-10
523	Ks Parole Board	0	0	0	0	0	0	0
529	Ks Comm Peace Ofcrs Std & Trng	0	0	0	0	0	0	0
531	Board of Pharmacy	3	2	2	2	2	2	-1
540	Legislation Division of Post Audit	0	0	0	0	0	0	0
543	Real Estate Appraisal Board	0	0	0	0	0	0	0
549	Real Estate Commission	0	0	0	0	0	0	0
553	Kansas Racing & Gaming Comm	8	6	6	6	6	7	-1
555	Rainbow Mental Health Facility	0	0	0	0	0	0	0
561	Board of Regents	0	0	0	0	0	0	0
562	Board of Tax Appeals	2	2	2	1	0	0	-2
565	Department of Revenue	537	331	237	199	176	135	-402
579	Revisor of Statutes	0	0	0	0	0	0	0
581	Norton Correctional Facility	210	190	198	192	179	155	-55
604	School for the Blind	10	6	6	5	4	3	-7
610	School for the Deaf	21	17	14	13	11	5	-16
622	Secretary of State	0	0	0	0	0	0	0
625	Office of the Securities Comm	0	0	0	0	0	0	0
626	Kansas Sentencing Commission	0	0	0	0	0	0	0
629	Dept for Children and Families	983	773	624	530	541	497	-486
634	Ks Conservation Commission	0	0	0	0	0	0	0
652	Department of Education	67	12	11	9	5	3	-64
660	Topeka Correctional Facility	194	182	178	192	182	196	2
663	State Bd of Technical Professions	0	0	0	0	0	0	0
670	State Treasurer	1	1	1	1	1	1	0
671	Pooled Money Investment Board	1	1	1	1	1	1	0
677	Judicial Branch	0	0	0	0	0	0	0
694	Veterans Commission	205	140	101	84	75	55	-150
700	Board of Veterinary Examiners	0	0	0	0	0	0	0
709	Kansas Water Office	1	1	1	0	0	0	-1
710	KS Wildlife, Parks & Tourism	177	168	98	97	99	81	-96
712	Winfield Correctional Facility	161	154	144	147	133	136	-25
Total		8,097	6,418	5,691	5,379	4,887	4,400	-3,697

Source: SHARP (FY2017-FY2022); Includes Classified Regular Employees only. Excludes Regents universities.

Number of Unclassified Regular Employees: FY 2017 - FY 2022

		Fiscal Year						FY 17-22
Agency	Agency Name	2017	2018	2019	2020	2021	2022	+/-
016	Abstracters Board of Examiners	0	0	0	0	0	0	0
028	Board of Accountancy	1	2	2	2	3	3	2
034	Adjutant General	118	148	208	257	265	271	153
039	Ks Dept for Aging & Disability Svs	162	172	191	188	188	190	28
046	Kansas Dept of Agriculture	17	16	14	13	14	13	-4
055	Animal Health Department	0	0	0	0	0	0	0
058	Kansas Human Rights Comm	4	4	6	8	7	9	5
082	Attorney General	105	111	110	117	115	115	10
083	Kansas Bureau of Investigation	18	32	52	63	79	90	72
094	Bank Commissioner	85	82	78	84	86	92	7
100	Board of Barbering	0	1	1	2	2	1	1
102	Behavioral Sciences Reg Board	6	8	9	9	9	9	3
105	State Board of Healing Arts	41	39	37	41	41	42	1
122	Citizens Utility Ratepayer Bd	6	7	7	7	7	7	1
143	Corporation Commission	170	162	155	160	160	158	-12
149	Board of Cosmetology	11	10	11	12	13	12	1
159	Department of Credit Unions	10	11	8	11	10	9	-1
167	Dental Board	1	1	1	1	1	2	1
171	Health Policy Authority	0	0	0	0	0	0	0
173	Department of Administration	208	213	238	347	343	349	141
177	Ellsworth Correctional Facility	25	29	35	37	39	40	15
178	Office of Admin Hearings	8	7	10	11	12	11	3
195	El Dorado Correctional Facility	55	52	63	63	61	62	7
204	Board of Mortuary Arts	1	1	1	1	1	2	1
206	Emergency Medical Services	1	1	1	2	2	2	1
234	Fire Marshal	48	52	52	58	56	53	5
247	Ks Gov Ethics Commission	8	8	8	8	8	7	-1
252	Governor	32	44	34	43	52	50	18
264	Dept of Health & Environment	507	743	865	1,120	1,198	1,216	709
266	Bd of Examiners for Hearing Aids	0	0	0	0	0	0	0
270	Health Care Stabilization Fund	18	18	17	20	20	18	0
276	Department of Transportation	1,022	1,484	1,575	1,648	1,710	1,735	713
280	Highway Patrol	5	5	4	4	4	4	-1
288	Kansas Historical Society	3	6	6	6	6	5	2
291	Ks Home Inspectors Reg Board	0	0	0	0	0	0	0
296	Department of Labor	74	85	107	116	191	194	120
300	Dept of Commerce	5	6	10	11	13	12	7
313	Hutchinson Correctional Facility	75	69	89	91	91	85	10
325	Beloit Juvenile Correctional Facility	0	0	0	0	0	0	0
328	Board of Indigents Defense Services	148	146	146	161	161	164	16
331	Insurance Department	123	124	118	124	121	117	-6
335	Office of Information Technology Services	0	60	78	89	92	91	91
349	Judicial Council	5	4	5	5	4	4	-1
350	Juvenile Justice Authority	0	0	0	0	0	0	0
352	Kansas Juvenile Correct Complex	25	30	42	38	39	39	14
359	Ks Arts Commission	0	0	0	0	0	0	0
360	Kansas, Inc.	0	0	0	0	0	0	0
363	Kansas Neurological Institute	108	186	215	238	217	237	129
365	Ks Pub Employees Ret Sys	95	95	94	93	94	96	1
371	Ks Tech Enterprise Corp	0	0	0	0	0	0	0

Number of Unclassified Regular Employees: FY 2017 - FY 2022 cont.

Agency	Agency Name	Fiscal Year						FY 17-22 +/-
		2017	2018	2019	2020	2021	2022	
373	Kansas State Fair Board	14	17	22	20	20	24	10
400	Lansing Correctional Facility	60	58	49	32	34	33	-27
408	Larned Cor Mental Health Facility	21	26	29	30	30	31	10
410	Larned State Hospital	332	384	425	476	465	391	59
412	Larned Juvenile Correctional Facility	0	0	0	0	0	0	0
422	Legislative Coordinating Council	8	8	8	8	8	8	0
425	Legislative Research Dept	39	37	33	32	39	39	0
428	Legislature	42	205	207	208	206	207	165
434	State Library	9	13	13	15	16	21	12
446	Office of the Lt Governor	0	0	0	0	0	0	0
450	The Kansas Lottery	83	81	83	84	83	80	-3
482	Board of Nursing	13	15	19	18	19	19	6
488	Optometry Board of Examiners	0	0	0	0	1	1	1
494	Osawatomie State Hospital	285	311	329	348	317	310	25
507	Parsons St Hosp & Trng Center	148	228	275	296	274	284	136
521	Department of Corrections	72	70	112	161	182	176	104
522	Ks Correctional Industries	25	29	34	34	31	34	9
523	Ks Parole Board	0	0	0	0	0	0	0
529	Ks Comm Peace Ofcrs Std & Trng	4	5	5	5	6	6	2
531	Board of Pharmacy	4	6	10	11	12	12	8
540	Legislation Division of Post Audit	23	22	23	25	26	23	0
543	Real Estate Appraisal Board	2	2	2	2	2	2	0
549	Real Estate Commission	9	11	12	12	11	10	1
553	Kansas Racing & Gaming Comm	76	81	78	77	76	76	0
555	Rainbow Mental Health Facility	0	0	0	0	0	0	0
561	Board of Regents	53	53	54	55	56	55	2
562	Board of Tax Appeals	13	13	13	10	13	14	1
565	Department of Revenue	444	601	709	827	848	860	416
579	Revisor of Statutes	29	29	30	29	29	27	-2
581	Norton Correctional Facility	30	35	41	43	42	44	14
604	School for the Blind	47	45	53	57	59	60	13
610	School for the Deaf	98	96	96	105	100	102	4
622	Secretary of State	40	36	32	36	34	36	-4
625	Office of the Securities Comm	0	0	0	0	0	0	0
626	Kansas Sentencing Commission	11	9	10	10	10	11	0
629	Dept for Children and Families	901	1,103	1,290	1,652	1,660	1,569	668
634	Ks Conservation Commission	0	0	0	0	0	0	0
652	Department of Education	152	226	222	229	238	219	67
660	Topeka Correctional Facility	39	45	48	48	44	43	4
663	State Bd of Technical Professions	4	3	4	4	4	4	0
670	State Treasurer	37	33	32	32	34	33	-4
671	Pooled Money Investment Board	4	4	4	4	4	4	0
677	Judicial Branch	1,806	1,774	1,777	1,782	1,727	1,858	52
694	Veterans Commission	103	154	190	181	179	198	95
700	Board of Veterinary Examiners	4	4	4	4	5	4	0
709	Kansas Water Office	14	16	16	16	15	16	2
710	KS Wildlife, Parks & Tourism	184	203	332	338	328	330	146
712	Winfield Correctional Facility	31	32	42	41	40	41	10
Total		8,667	10,397	11,470	12,706	12,862	12,931	4,264

Source: SHARP (FY2017-FY2022); Includes Unclassified Regular Employees only. Excludes Regents universities.

Number of Unclassified Temporary Benefit Eligible Employees: FY 2017 - FY 2022

Agency	Agency Name	Fiscal Year						FY 17-22
		2017	2018	2019	2020	2021	2022	+/-
016	Abstracters Board of Examiners	0	0	0	0	0	0	0
028	Board of Accountancy	0	0	0	0	0	0	0
034	Adjutant General	102	81	55	0	0	0	-102
039	Ks Dept for Aging & Disability Svcs	41	30	26	17	22	28	-13
046	Kansas Dept of Agriculture	257	274	272	288	266	272	15
055	Animal Health Department	0	0	0	0	0	0	0
058	Kansas Human Rights Comm	0	0	0	0	0	0	0
082	Attorney General	26	28	36	41	41	40	14
083	Kansas Bureau of Investigation	93	102	113	123	117	116	23
094	Bank Commissioner	15	12	14	15	15	11	-4
100	Board of Barbering	2	2	2	1	1	1	-1
102	Behavioral Sciences Reg Board	1	1	0	0	0	0	-1
105	State Board of Healing Arts	9	14	15	15	13	12	3
122	Citizens Utility Ratepayer Bd	0	0	0	0	0	0	0
143	Corporation Commission	2	1	0	0	0	0	-2
149	Board of Cosmetology	1	1	0	0	0	0	-1
159	Department of Credit Unions	0	0	0	0	0	0	0
167	Dental Board	1	1	1	1	1	1	0
171	Health Policy Authority	0	0	0	0	0	0	0
173	Department of Administration	106	58	47	0	0	0	-106
177	Ellsworth Correctional Facility	1	1	1	1	0	0	-1
178	Office of Admin Hearings	3	3	0	0	0	0	-3
195	El Dorado Correctional Facility	5	5	5	4	4	3	-2
204	Board of Mortuary Arts	0	0	0	0	0	0	0
206	Emergency Medical Services	4	3	3	3	3	3	-1
234	Fire Marshal	0	0	0	0	0	0	0
247	Ks Gov Ethics Commission	0	0	0	0	0	0	0
252	Governor	1	0	0	1	1	1	0
264	Dept of Health & Environment	243	160	112	102	95	82	-161
266	Bd of Examiners for Hearing Aids	0	0	0	0	0	0	0
270	Health Care Stabilization Fund	1	0	1	0	0	0	-1
276	Department of Transportation	329	269	224	200	172	140	-189
280	Highway Patrol	59	82	101	120	116	121	62
288	Kansas Historical Society	6	6	6	6	7	6	0
291	Ks Home Inspectors Reg Board	0	0	0	0	0	0	0
296	Department of Labor	203	193	176	140	147	129	-74
300	Dept of Commerce	140	143	155	162	186	172	32
313	Hutchinson Correctional Facility	2	2	2	2	1	1	-1
325	Beloit Juvenile Correctional Facility	0	0	0	0	0	0	0
328	Board of Indigents Defense Services	1	1	1	1	1	1	0
331	Insurance Department	0	0	0	0	0	0	0
335	Office of Information Technology Services	0	0	0	0	0	0	0
349	Judicial Council	0	0	0	0	1	0	0
350	Juvenile Justice Authority	0	0	0	0	0	0	0
352	Kansas Juvenile Correct Complex	6	7	7	6	6	6	0
359	Ks Arts Commission	0	0	0	0	0	0	0
360	Kansas, Inc.	0	0	0	0	0	0	0
363	Kansas Neurological Institute	4	0	0	0	0	1	-3
365	Ks Pub Employees Ret Sys	15	15	18	19	26	31	16
371	Ks Tech Enterprise Corp	0	0	0	0	0	0	0

Number of Unclassified Temporary Benefit Eligible Employees: FY 2017 - FY 2022 cont.

Agency	Agency Name	Fiscal Year						FY 17-22 +/-
		2017	2018	2019	2020	2021	2022	
373	Kansas State Fair Board	0	0	0	0	0	0	0
400	Lansing Correctional Facility	4	4	4	3	3	3	-1
408	Larned Cor Mental Health Facility	1	0	0	0	0	0	-1
410	Larned State Hospital	39	12	0	4	2	4	-35
412	Larned Juvenile Correctional Facility	0	0	0	0	0	0	0
422	Legislative Coordinating Council	0	0	0	0	0	0	0
425	Legislative Research Dept	2	2	2	4	1	2	0
428	Legislature	0	0	0	0	0	0	0
434	State Library	6	5	4	4	3	2	-4
446	Office of the Lt Governor	0	0	0	0	0	0	0
450	The Kansas Lottery	0	0	0	0	0	0	0
482	Board of Nursing	1	0	0	0	0	0	-1
488	Optometry Board of Examiners	0	0	0	0	0	0	0
494	Osawatomie State Hospital	0	0	0	0	0	0	0
507	Parsons St Hosp & Trng Center	1	1	1	2	4	7	6
521	Department of Corrections	131	128	104	97	86	72	-59
522	Ks Correctional Industries	16	16	15	15	15	11	-5
523	Ks Parole Board	0	0	0	0	0	0	0
529	Ks Comm Peace Ofcrs Std & Trng	0	0	0	0	0	0	0
531	Board of Pharmacy	5	4	1	2	2	2	-3
540	Legislation Division of Post Audit	0	0	0	1	1	1	1
543	Real Estate Appraisal Board	0	0	0	0	0	0	0
549	Real Estate Commission	1	1	1	0	0	0	-1
553	Kansas Racing & Gaming Comm	1	1	1	1	1	1	0
555	Rainbow Mental Health Facility	0	0	0	0	0	0	0
561	Board of Regents	4	2	2	1	1	0	-4
562	Board of Tax Appeals	0	0	0	0	0	0	0
565	Department of Revenue	0	0	0	0	0	0	0
579	Revisor of Statutes	1	1	1	2	1	1	0
581	Norton Correctional Facility	2	2	2	2	2	1	-1
604	School for the Blind	0	1	0	5	10	9	9
610	School for the Deaf	10	12	15	11	16	12	2
622	Secretary of State	0	0	1	0	1	1	1
625	Office of the Securities Comm	0	0	0	0	0	0	0
626	Kansas Sentencing Commission	2	3	3	3	3	3	1
629	Dept for Children and Families	293	220	193	12	51	89	-204
634	Ks Conservation Commission	0	0	0	0	0	0	0
652	Department of Education	8	8	8	7	4	4	-4
660	Topeka Correctional Facility	5	6	5	5	3	2	-3
663	State Bd of Technical Professions	1	1	0	0	0	0	-1
670	State Treasurer	0	0	1	0	0	0	0
671	Pooled Money Investment Board	0	0	0	0	0	0	0
677	Judicial Branch	11	11	13	11	10	8	-3
694	Veterans Commission	4	5	3	3	3	2	-2
700	Board of Veterinary Examiners	0	0	0	0	0	0	0
709	Kansas Water Office	1	1	1	1	1	0	-1
710	KS Wildlife, Parks & Tourism	60	48	1	0	0	0	-60
712	Winfield Correctional Facility	4	4	4	5	5	4	0
Totals		2,702	1,994	1,779	1,469	1,471	1,419	-1283

Source: SHARP (FY2017-FY2022); Includes Unclassified Temporary/Benefit Eligible Employees only. Excludes Regents universities.

Number of Classified Temporary Employees: FY 2017 - FY 2022

Agency	Agency Name	Fiscal Year						FY 17-22
		2017	2018	2019	2020	2021	2022	+/-
016	Abstracters Board of Examiners	1	1	1	0	0	0	-1
028	Board of Accountancy	0	0	0	0	0	0	0
034	Adjutant General	0	0	0	0	0	0	0
039	Ks Dept for Aging & Disability Svcs	0	0	0	0	0	0	0
046	Kansas Dept of Agriculture	0	0	0	0	0	0	0
055	Animal Health Department	0	0	0	0	0	0	0
058	Kansas Human Rights Comm	0	0	0	0	0	0	0
082	Attorney General	0	0	0	0	0	0	0
083	Kansas Bureau of Investigation	0	0	0	0	0	0	0
094	Bank Commissioner	0	0	0	0	0	0	0
100	Board of Barbering	0	0	0	0	0	0	0
102	Behavioral Sciences Reg Board	0	0	0	0	0	0	0
105	State Board of Healing Arts	7	3	3	2	1	3	-4
122	Citizens Utility Ratepayer Bd	0	0	0	0	0	0	0
143	Corporation Commission	0	0	0	0	0	0	0
149	Board of Cosmetology	2	3	1	1	0	0	-2
159	Department of Credit Unions	1	0	0	0	0	0	-1
167	Dental Board	0	0	0	0	0	0	0
171	Health Policy Authority	0	0	0	0	0	0	0
173	Department of Administration	0	0	0	0	0	0	0
177	Ellsworth Correctional Facility	2	1	1	1	1	1	-1
178	Office of Admin Hearings	1	1	0	0	0	0	-1
195	El Dorado Correctional Facility	1	1	0	0	0	0	-1
204	Board of Mortuary Arts	1	0	0	0	0	0	-1
206	Emergency Medical Services	1	2	0	0	0	0	-1
234	Fire Marshal	0	0	0	0	0	0	0
247	Ks Gov Ethics Commission	0	0	0	0	0	0	0
252	Governor	0	0	0	0	0	0	0
264	Dept of Health & Environment	0	0	0	0	0	0	0
266	Bd of Examiners for Hearing Aids	2	2	3	3	3	3	1
270	Health Care Stabilization Fund	0	0	0	0	0	0	0
276	Department of Transportation	0	0	0	0	0	0	0
280	Highway Patrol	41	39	36	38	28	26	-15
288	Kansas Historical Society	45	48	38	37	32	31	-14
291	Ks Home Inspectors Reg Board	0	0	0	0	0	0	0
296	Department of Labor	0	0	0	0	0	0	0
300	Dept of Commerce	3	4	3	3	2	2	-1
313	Hutchinson Correctional Facility	0	0	0	0	0	0	0
325	Beloit Juvenile Correctional Facility	0	0	0	0	0	0	0
328	Board of Indigents Defense Services	1	1	1	0	0	0	-1
331	Insurance Department	0	0	0	0	0	0	0
335	Office of Information Technology Services	0	0	0	0	0	0	0
349	Judicial Council	0	0	0	0	0	0	0
350	Juvenile Justice Authority	0	0	0	0	0	0	0
352	Kansas Juvenile Correct Complex	0	0	0	0	0	0	0
359	Ks Arts Commission	0	0	0	0	0	0	0
360	Kansas, Inc.	0	0	0	0	0	0	0
363	Kansas Neurological Institute	2	1	0	0	0	0	-2
365	Ks Pub Employees Ret Sys	2	0	0	0	0	0	-2
371	Ks Tech Enterprise Corp	0	0	0	0	0	0	0

Number of Classified Temporary Employees: FY 2017 - FY 2022 cont.

Agency	Agency Name	Fiscal Year						FY 17-22
		2017	2018	2019	2020	2021	2022	+/-
373	Kansas State Fair Board	1	1	1	1	1	1	0
400	Lansing Correctional Facility	2	2	3	0	0	0	-2
408	Larned Cor Mental Health Facility	0	0	0	0	0	0	0
410	Larned State Hospital	12	8	5	3	2	1	-11
412	Larned Juvenile Correctional Facility	0	0	0	0	0	0	0
422	Legislative Coordinating Council	0	0	0	0	0	0	0
425	Legislative Research Dept	0	0	0	0	0	0	0
428	Legislature	0	0	0	0	0	0	0
434	State Library	0	2	0	0	0	0	0
446	Office of the Lt Governor	0	0	0	0	0	0	0
450	The Kansas Lottery	6	4	4	3	1	1	-5
482	Board of Nursing	1	1	1	1	1	1	0
488	Optometry Board of Examiners	0	0	0	0	0	0	0
494	Osawatomie State Hospital	3	1	1	0	0	0	-3
507	Parsons St Hosp & Trng Center	2	1	1	1	1	1	-1
521	Department of Corrections	0	0	0	0	0	0	0
522	Ks Correctional Industries	0	0	0	0	0	0	0
523	Ks Parole Board	0	0	0	0	0	0	0
529	Ks Comm Peace Ofcrs Std & Trng	0	0	0	0	0	0	0
531	Board of Pharmacy	3	4	2	1	1	0	-3
540	Legislation Division of Post Audit	0	0	0	0	0	0	0
543	Real Estate Appraisal Board	0	0	0	0	0	0	0
549	Real Estate Commission	0	0	0	0	0	0	0
553	Kansas Racing & Gaming Comm	0	0	0	0	0	0	0
555	Rainbow Mental Health Facility	0	0	0	0	0	0	0
561	Board of Regents	0	0	0	0	0	0	0
562	Board of Tax Appeals	0	0	0	0	0	0	0
565	Department of Revenue	40	17	10	0	0	0	-40
579	Revisor of Statutes	0	0	0	0	0	0	0
581	Norton Correctional Facility	1	0	0	0	0	0	-1
604	School for the Blind	1	0	0	0	0	0	-1
610	School for the Deaf	0	0	0	0	0	0	0
622	Secretary of State	0	0	0	0	0	0	0
625	Office of the Securities Comm	0	0	0	0	0	0	0
626	Kansas Sentencing Commission	0	0	0	0	0	0	0
629	Dept for Children and Families	31	51	57	55	60	68	37
634	Ks Conservation Commission	0	0	0	0	0	0	0
652	Department of Education	3	1	0	0	0	0	-3
660	Topeka Correctional Facility	0	0	0	0	0	0	0
663	State Bd of Technical Professions	0	0	0	0	0	0	0
670	State Treasurer	0	0	0	0	0	0	0
671	Pooled Money Investment Board	0	0	0	0	0	0	0
677	Judicial Branch	0	0	0	0	0	0	0
694	Veterans Commission	17	16	16	15	11	15	-2
700	Board of Veterinary Examiners	0	0	0	0	0	0	0
709	Kansas Water Office	0	0	0	0	0	0	0
710	KS Wildlife, Parks & Tourism	0	0	0	0	0	0	0
712	Winfield Correctional Facility	0	0	0	0	0	0	0
Totals		236	216	188	165	145	154	-82

Source: SHARP (FY2017-FY2022); Includes Classified Temporary Employees only. Excludes Regents universities.

Number of Unclassified Temporary Non-Benefit Eligible Employees: FY 2017 to FY 2022

Agency	Agency Name	Fiscal Year						FY 17-22
		2017	2018	2019	2020	2021	2022	+/-
016	Abstracters Board of Examiners	1	4	4	4	4	1	0
028	Board of Accountancy	1	8	8	7	7	0	-1
034	Kansas Adjutant General's Department	24	29	29	23	28	25	1
039	Kansas Dept for Aging & Disability Services	13	13	15	19	13	3	-10
046	Kansas Department of Agriculture	40	56	60	51	45	23	-17
055	Animal Health Department	0	0	0	0	0	0	0
058	Kansas Human Rights Commission	6	6	6	5	4	0	-6
082	Attorney General	13	11	12	9	13	10	-3
083	Kansas Bureau of Investigation	14	15	14	12	12	11	-3
094	Office of the State Bank Commissioner	10	8	8	10	10	2	-8
100	Board of Barbering	5	5	5	4	5	0	-5
102	Behavioral Sciences Regulatory Board	12	12	12	12	12	1	-11
105	Kansas State Board of Healing Arts	30	28	30	30	29	0	-30
122	Citizens Utility Ratepayer Board	5	5	4	5	5	0	-5
143	Kansas Corporation Commission	2	2	5	3	1	2	0
149	Board of Cosmetology	6	6	8	8	9	2	-4
159	Department of Credit Unions	6	7	7	7	7	1	-5
167	Dental Board	9	9	9	9	9	0	-9
171	Health Policy Authority	0	0	0	0	0	0	0
173	Kansas Department of Administration	15	15	20	24	25	16	1
177	Ellsworth Correctional Facility	0	0	0	0	0	11	11
178	Office of Administrative Hearings	5	5	6	4	6	0	-5
195	El Dorado Correctional Facility	1	4	6	3	1	1	0
204	Board of Mortuary Arts	5	5	5	5	5	0	-5
206	Emergency Medical Services	15	15	15	14	14	0	-15
234	State Fire Marshal's Office	0	0	1	1	1	1	1
247	Kansas Governmental Ethics Commission	9	9	9	9	9	0	-9
252	Governor	4	4	14	8	13	6	2
264	Dept of Health & Environment	38	46	47	22	28	20	-18
266	Board of Examiners for Hearing Aids	6	6	6	6	6	1	-5
270	Health Care Stabilization Fund B	1	1	1	2	2	1	0
276	Department of Transportation	69	71	94	43	62	73	4
280	Kansas Highway Patrol	9	6	8	11	10	11	2
288	Kansas Historical Society	8	8	17	17	15	11	3
291	Ks Home Inspectors Reg Board	0	0	0	0	0	0	0
296	Kansas Department of Labor	6	4	5	20	17	8	2
300	Kansas Department of Commerce	20	16	21	17	25	27	7
313	Hutchinson Correctional Facility	3	2	4	2	1	2	-1
325	Beloit Juvenile Correctional Facility	0	0	0	0	0	0	0
328	Board of Indigents Defense Services	7	7	7	6	6	7	0
331	Kansas Insurance Department	4	5	3	1	2	4	0
335	Office of Information Technology Services	0	2	7	7	7	11	11
349	Judicial Council	66	64	21	24	23	31	-35
350	Juvenile Justice Authority	0	0	0	0	0	0	0
352	Kansas Juvenile Correctional Complex	0	0	0	0	0	0	0
359	Ks Arts Commission	0	0	0	0	0	0	0
360	Kansas, Inc.	0	0	0	0	0	0	0
363	Kansas Neurological Institute	4	11	16	27	26	0	-4
365	Kansas Public Employees Retirement System	10	12	14	14	11	3	-7
371	Ks Tech Enterprise Corp	0	0	0	0	0	0	0

Number of Unclassified Temporary Non-Benefit Eligible Employees: FY 2017 to FY 2022
cont.

Agency	Agency Name	Fiscal Year						FY 17-22
		2017	2018	2019	2020	2021	2022	+/-
373	Kansas State Fair Board	10	10	10	10	10	0	-10
400	Lansing Correctional Facility	0	0	0	0	0	0	0
408	Larned Correctional Mental Health Facility	0	0	1	2	0	0	0
410	Larned State Hospital	30	39	44	65	76	50	20
412	Larned Juvenile Correctional Facility	0	0	0	0	0	0	0
422	Legislative Coordinating Council	7	14	11	7	8	8	1
425	Legislative Research Department	0	0	0	0	1	0	0
428	Legislature	189	213	208	210	172	174	-15
434	State Library	0	0	0	0	1	0	0
446	Office of the Lt Governor	0	0	0	0	0	0	0
450	The Kansas Lottery	5	5	4	4	5	1	-4
482	Kansas Board of Nursing	11	12	10	10	9	1	-10
488	Optometry Board of Examiners	5	5	5	5	4	1	-4
494	Osawatomie State Hospital	27	26	26	27	25	23	-4
507	Parsons State Hospital & Training Center	18	25	27	24	14	16	-2
521	Kansas Department of Corrections	12	11	24	21	26	13	1
522	Kansas Correctional Industries	2	14	20	32	81	0	-2
523	Ks Parole Board	0	0	0	0	0	0	0
529	KS Cmsn on Peace Officers Stds & Training	6	4	4	4	2	2	-4
531	Board of Pharmacy	7	7	8	8	8	1	-6
540	Legislative Division of Post Audit	10	12	14	13	11	12	2
543	Real Estate Appraisal Board	5	6	6	6	7	0	-5
549	Real Estate Commission	5	5	5	5	5	0	-5
553	Kansas Racing & Gaming Commission	4	5	5	7	6	7	3
555	Rainbow Mental Health Facility	0	0	0	0	0	0	0
561	Board of Regents	20	20	21	22	21	3	-17
562	Board of Tax Appeals	1	1	1	1	0	0	-1
565	Kansas Department of Revenue	55	89	101	92	104	66	11
579	Revisor of Statutes	2	1	0	0	0	1	-1
581	Norton Correctional Facility	1	5	5	4	5	6	5
604	School for the Blind	32	18	6	8	5	8	-24
610	School for the Deaf	56	61	55	60	63	72	16
622	Secretary of State	11	8	8	2	3	5	-6
625	Office of the State Securities Commissioner	0	0	0	0	0	0	0
626	Kansas Sentencing Commission	7	7	8	8	8	1	-6
629	Kansas Department for Children and Families	6	5	5	9	9	14	8
634	Ks Conservation Commission	0	0	0	0	0	0	0
652	Department of Education	2	5	6	9	13	31	29
660	Topeka Correctional Facility	1	0	0	1	0	0	-1
663	State Board of Technical Professions	13	12	12	13	14	0	-13
670	State Treasurer	0	0	2	2	1	2	2
671	Pooled Money Investment Board	3	2	3	3	4	0	-3
677	Judicial Branch	115	113	119	117	110	48	-67
694	Kansas Commission on Veterans Affairs	2	8	5	10	10	19	17
700	Board of Veterinary Examiners	7	7	7	8	7	0	-7
709	Kansas Water Office	15	14	14	10	13	0	-15
710	KS Department of Wildlife, Parks & Tourism	446	437	413	386	421	410	-36
712	Winfield Correctional Facility	0	0	0	0	0	0	0
Totals		1,650	1,768	1,806	1,730	1,810	1,321	-329

Source: SHARP (FY2017-FY2022); Includes Unclassified Non-Benefit Eligible Employees only. Excludes Regents universities.

Glossary

Agency: a unit of state government assigned a unique department identification number.

Classified Service: all positions in the state service, except those which are specifically placed in the unclassified service by K.S.A. 75-2935, as amended, or other sections of the statutes.

Demotion: the movement of an employee from a position in one class to a position in another class having a lower pay grade, either on an involuntary basis for disciplinary purposes or on a voluntary basis.

Fiscal Year: the time period from July 1, to June 30.

Full-Time Equivalency (FTE): a unit of measurement equivalent to one full-time position.

K.A.R.: Kansas Administrative Regulation

K.S.A.: Kansas Statutes Annotated

Length of Service: total time working in the classified or unclassified service with certain exclusions per K.A.R. 1-2-46.

Pay Grade: a salary and wage range in the pay plan prepared by the Director of Personnel Services as required by K.S.A. 75-2938.

Promotion: a change of employment from a position in one class to a position in another class having a higher pay grade, by an employee who meets the required selection criteria for promotion.

SHARP: Statewide Human Resource and Payroll system implemented in December 1995.

Student Position: a position filled by a student at a Regents institution.

Temporary Position (classified service): a position, which is limited to not more than 999 hours of employment in a 12-month period. Temporary positions do not affect the position limitation of an agency.

Temporary Position (unclassified service): a position filled by a person temporarily or designated by a legislative committee or commission or other competent authority to make or conduct a special inquiry, investigation, examination or installation (K.S.A. 75-2935).

Transfer: a change by an employee from one position to another with a close similarity of duties, essentially the same basic qualifications, and assigned to the same pay grade.

Unclassified Service: position specifically designated as unclassified by K.S.A. 75-2935, as amended, or other section of the statute or as designated in the agency's enabling statute.

Classified Service - Executive Branch Position Reference Table

	POSITION TYPE			
	REGULAR		TEMPORARY	
	FULL-TIME	PART-TIME	FULL-TIME	PART-TIME
POSITION				
Counts Toward FTE	Yes	Yes	No	No
Statutory Authority	FTE Limit	FTE Limit	N/A	N/A
EMPLOYEE MOVEMENT				
Promotion and Transfer	Yes	Yes	Yes	Yes
Suspension and Demotion	Yes	Yes	No	No
Layoff Alternatives	Yes	Yes	No	No
Dismissal	Yes	Yes	Yes	Yes
SELECTION				
Selection Process	Civil Service Procedure	Civil Service Procedure	Agency Discretion	Agency Discretion
Meets MQ	Yes	Yes	Yes	Yes
Eligibility Pools Considered?	Yes	Yes	Agency Discretion	Agency Discretion
Compete with Others	Yes	Yes	Agency Discretion	Agency Discretion
COMPENSATION				
Hour Limitations	None	Below 100%	999 Hours in 12 Months	999 Hours in 12 Months
Probationary Period	Yes	Yes	No	No
Pay	Pay Matrix	Pay Matrix	K.A.R. 1-5-9	K.A.R. 1-5-9
Step Movement	Yes	Yes	No	No
Longevity Bonus	Eligibility changes effective 6/15/08. See statute for details	Eligibility changes effective 6/15/08. See statute for details	No	No
Overtime Exemption	Position Specific	Position Specific	Position Specific	Position Specific
Length of Service	Yes	Yes	No	No
BENEFITS ELIGIBILITY				
GHI	Yes	Yes ¹	No	No
KPERS (Retirement System)	Yes	Yes	No	No
Sick Leave	Yes	Prorated Basis	No	No
Vacation Leave	Yes	Prorated Basis	No	No
Holiday Credit/Discretionary Day Deferred	Yes	Possible Credit ²	No	No
Compensation/TSA	Yes	Yes	Yes	Yes
Shared Leave	Yes	Yes	No	No
Flexible Spending Account	Yes	Yes	No	No

Unclassified Service - Executive Branch Position Reference Table

	POSITION TYPE			
	REGULAR		TEMPORARY	
	FULL-TIME	PART-TIME	FULL-TIME	PART-TIME
POSITION				
Counts Toward FTE	Yes	Yes	No	No
Statutory Authority	K.S.A. 75-2935 or Agency Statutes	K.S.A. 75-2935 or Agency Statutes	Agency Statutes and K.S.A. 75-2935(1)(I) (Special Projects)	Agency Statutes and K.S.A. 75-2935(1)(I) (Special Projects)
EMPLOYEE MOVEMENT				
Promotion and Transfer	Agency Discretion	Agency Discretion	Agency Discretion	Agency Discretion
Suspension and Demotion	Agency Discretion	Agency Discretion	Agency Discretion	Agency Discretion
Layoff Alternatives	Agency Discretion	Agency Discretion	Agency Discretion	Agency Discretion
Dismissal	Agency Discretion	Agency Discretion	Agency Discretion	Agency Discretion
SELECTION				
Selection Process	Agency Discretion/ Governor's approval	Agency Discretion/ Governor's approval	Agency Discretion/ Governor's approval	Agency Discretion/ Governor's approval
Meets MQ	N/A	N/A	N/A	N/A
Eligibility Pools Considered?	N/A	N/A	N/A	N/A
Compete with Others	Agency Discretion	Agency Discretion	Agency Discretion	Agency Discretion
COMPENSATION				
Hour Limitations	None	None	None	None
Probationary Period	Optional	Optional	Optional	Optional
Pay	Agency Statutes/Governor's Approval	Agency Statutes/Governor's Approval	Agency Statutes/Governor's Approval	Agency Statutes/Governor's Approval
Pay Increases	Yes	Yes	Yes	Yes
Longevity Bonus	Position Specific	Position Specific	Position Specific	Position Specific
Overtime Exemption	Position Specific	Position Specific	Position Specific	Position Specific
Length of Service	Typically Yes	Typically Yes	Position Specific	Position Specific
BENEFITS ELIGIBILITY				
GHI	Yes	Yes ¹	Position Specific	Position Specific
KPERS Retirement System	Yes	Yes	Position Specific	Position Specific
Sick Leave	Yes	Prorated Basis	Position Specific	Position Specific
Vacation Leave	Yes	Prorated Basis	Position Specific	Position Specific
Holiday Credit/ Discretionary Day Deferred	Yes	Position Specific ¹	Position Specific	Position Specific
Compensation/TSA	Yes	Yes	Position Specific	Position Specific
Shared Leave	Yes	Yes	Position Specific	Position Specific
Flexible Spending Account	Yes	Yes	Position Specific	Position Specific

¹For employees who work 1,000 or more.

² Employees on a regular schedule receive holiday credit equal to their work time when a holiday falls within their regular work schedule. Employees on an irregular schedule do not receive holiday credit.