



STATE OF KANSAS WORKFORCE REPORT 2021

Table of Contents

Section 1: Workforce Highlights

Introduction	3
Workforce Highlights, Profile of State Employees, Kansas Population	4
Kansas Government Functions	5
Number of Authorized FTE by Government Function	7
Number of Positions by Agency	8
Number of Classified and Unclassified Employees by Agency	10
Classified Employees by County of Work	12
Unclassified Employees by County of Work	13
Twenty-five Most Populous Job Titles	14
Twenty-five Most Populous Agencies	15

Section 2: Workforce Characteristics

Workforce Summary	16
Number, Salary, Age and Years of Service of Classified Employees – by Agency	17
Number, Salary, Age and Years of Service of Unclassified Employees – by Agency	19
Number of Classified Employees by Location on Civil Service Plan	21
Number of Classified and Unclassified Employees by Agency, by Gender	22
Ethnic and Gender Distribution by Agency: Classified Employees	24
Ethnic and Gender Distribution by Agency: Unclassified Employees	25
Ethnic Distribution of the Workforce	26
Number of Employees by Annual Pay	27
Number of Employees by Age Group	27
Number of Employees by Length of Service	28

Section 3: Turnover

Turnover Highlights & Report Information	29
Statewide Turnover by Fiscal Year	31
Terminations by Length of Service	32
Appointments by Agency	33
Turnover by Termination Type	36
Separations by Agency	37
Involuntary Turnover by Reason	41
Agencies with Less Than 10% Turnover	42
Turnover by Agency	43
Job Titles with 20% or Higher Turnover	47

Section 4: Special Comparison Report

Number of Employees by Type of Employee by Fiscal Year – Executive Branch	49
Number of Employees by Type of Employee by Fiscal Year – Legislative Branch	50
Number of Employees by Type of Employee by Fiscal Year – Judicial Branch	51
Number of Classified Regular Employees by Agency	52
Number of Unclassified Regular Employees by Agency	54
Number of Unclassified Temporary – Benefit Eligible Employees by Agency	56
Number of Classified Temporary Employees by Agency	58
Number of Unclassified Temporary – Non-Benefit Eligible by Agency	60
Glossary	62
Classified Service: Executive Branch Position Reference Table	63
Unclassified Service: Executive Branch Position Reference Table	64

Introduction

The Department of Administration, Office of Personnel Services (OPS) presents its 20th annual State of Kansas Workforce Report. This report presents facts and statistics about the state government workforce for Fiscal Year 2021. It supplies information from both statewide and agency perspectives, providing useful fact-based data for human resource planning and decision-making.

The information presented in this report was gathered from SHARP (Statewide Human Resource and Payroll System), the Kansas Department of Labor and the U.S. Census Bureau.

Beginning with the FY 2015 report, data from Regents Universities is no longer included as the Universities publish their own reports or workforce data.

The changes that were originally made in the FY 2012 Workforce Report and continued in subsequent reports are continued in this report as well. These changes were made so that data in the Workforce Report would be comparable to the data sources found in other reports that OPS routinely provides and represents the most accurate and appropriate measures of the current workforce. These changes, however, prevent some exact comparisons to data found in Workforce Reports from prior years.

Readers interested in comparing data between Workforce Reports are cautioned to read the footnotes that accompany each presentation to determine if the population of employees contained in each presentation is the same.

Due to the increasing complexity of determining retirement eligibility, all retirement reports were eliminated starting in FY 2012.

The Office of Personnel Services welcomes your comments and questions regarding this report. Please call Michael Phillips at (785) 296-4710 or email at Michael.Phillips@ks.gov if you have comments or questions.

State of Kansas
Fiscal Year 2021 Section 1: Workforce Highlights

Profile of Classified and Unclassified Employees

	Classified	Unclassified
Number of Employees	4,887	14,333
Average Age	46	46
Average Length of Service	14	10
Average Annual Salary	\$44,552	\$51,099

Source: SHARP (June 2021); Includes classified and unclassified, benefit-eligible employees including full and part-time employees. Excludes Regents universities, legislators, student employees, classified temporary and unclassified non-benefit eligible temporary employees.

General Kansas Statistics Compared to Other U.S. States

Kansas Population **2,937,880**
Population Rank Out of 50 States **35th**

Source: U.S. Census Bureau (2020 State Population Estimates, April 2020)

% of State & Local Government Employees to U.S. Total **1.2%**

Source: U.S. Census Bureau; April 2020, Census of Governments

*2021 numbers from the US Census Bureau had not been updated at the time of this report.

Kansas Government Functions

General Government

Agency Name and Number

016 Abstracters Board of Examiners
082 Attorney General
094 Bank Commissioner
266 Examiners for Hearing Aids, Board of
102 Behavioral Sciences Reg Board
028 Accountancy, Board of
100 Barbering, Board of
149 Cosmetology, Board of
204 Mortuary Arts, Board of
482 Nursing, Board of
531 Pharmacy, Board of
700 Veterinary Examiners, Board of
122 Citizens Utility Ratepayer Bd
143 Corporation Commission
562 Tax Appeals, Board of
167 Dental Board
173 Administration, Department of
159 Credit Unions, Department of
565 Revenue, Department of
335 Office of Information Technology Services
300 Commerce, Department of
252 Governor
270 Health Care Stabilization
328 Indigents Defense Services Board
331 Insurance Department
677 Judicial Branch
349 Judicial Council
058 Kansas Human Rights Commission
553 Racing & Gaming Commission, Kansas
522 Correctional Industries, Kansas
247 Ethics Commission, Kansas Gov
291 Home Inspectors Registration Board
365 Public Employees Retirement System, Kansas
422 Legislative Coordinating Council
425 Legislative Research Department
428 Legislature
446 Lieutenant Governor
178 Office of Administrative Hearings
488 Optometry Board of Examiners
671 Pooled Money Investment Board
540 Legislative Division of Post Audit
543 Real Estate Appraisal Board
549 Real Estate Commission
579 Revisor of Statutes
622 Secretary of State
625 Securities Commissioner of Kansas
105 State Board of Healing Arts
670 State Treasurer
663 Technical Professions, Board of
450 Lottery, Kansas

Public Safety

Agency Name and Number

034 Adjutant General
521 Corrections, Department of
195 El Dorado Correctional Facility
177 Ellsworth Correctional Facility
206 Emergency Medical Services Board
234 Fire Marshal
280 Highway Patrol
313 Hutchinson Correctional Facility
083 Investigation, Kansas Bureau of
352 Juvenile Correctional Complex
400 Lansing Correctional Facility
408 Larned Correctional Mental Health Facility
412 Larned Juvenile Correctional Facility
581 Norton Correctional Facility
529 Peace Officers, Standards & Training
626 Sentencing Commission, Kansas
660 Topeka Correctional Facility
712 Winfield Correctional Facility

Education

Agency Name and Number

604 Blind, School for the
610 Deaf, School for the
652 Education, Department of
379 Emporia State University
246 Fort Hays State University
288 Historical Society, Kansas
367 Kansas State University
434 Library, State
385 Pittsburg State University
561 Regents, Board of
682 University of Kansas
683 University of Kansas Medical Center
715 Wichita State University

Transportation

Agency Name and Number

276 Transportation, Department of

Agriculture and Natural Resources

Agency Name and Number

046 Agriculture, Department of
264 Dept of Health & Environment - Environment
373 Fair, Kansas State
709 Water Office, Kansas
710 Wildlife, Parks & Tourism, Department of

Human Services

Agency Name and Number

039	Aging & Disability Services, Dept for
629	Children and Families, Department for
261	Guardianship Program, Kansas
264	Health & Environment - Department of Health
296	Labor, Department of
410	Larned State Hospital
363	Neurological Institute, Kansas
494	Osawatomie State Hospital
507	Parsons State Hospital & Training Center
555	Rainbow Mental Health Facility
694	Veterans' Affairs, Commission on

Agriculture and Natural Resources: agencies that promote, protect, and restore natural resources in Kansas. This includes agricultural product regulation and inspection, inspection of livestock facilities and monitoring the status of the environment; maintenance of state parks, state fishing lakes, and wildlife areas; conservation and management of soil and water resources; environmental protection, commodity inspections, and public health maintenance through control of animal infectious diseases.

Education: agencies that support primary, secondary, and higher education.

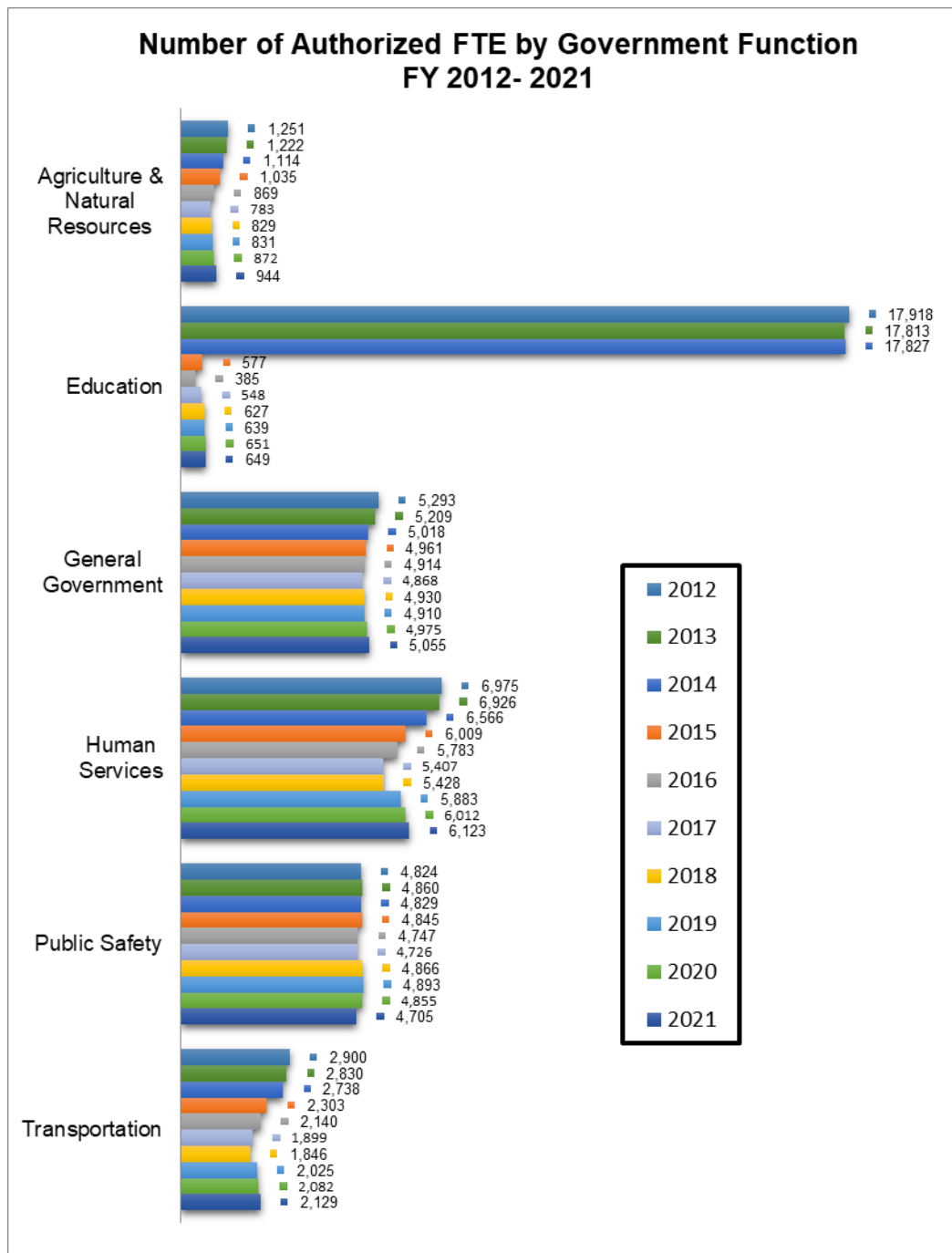
General Government: agencies that provide overall policy guidance to state government, perform administrative services to all state agencies, collect and distribute state revenues, and carry out regulatory functions.

Human Services: agencies that provide a wide range of services to Kansans, including job training and placement, payment of unemployment insurance benefits, veterans' counseling and care; preventive health services and social services to elderly and disadvantaged citizens.

Public Safety: agencies that preserve the security and safety of Kansas citizens.

Transportation: the Kansas Department of Transportation provides maintenance and improvement of the 10,000-mile state highway system.

Source: Fiscal Year 2021 Budget Comparison Report, Schedule 9.



Source: Fiscal Year 2021 Budget Comparison Report, (Schedule 7). The number of positions in Education decreased in Fiscal Year 2015 because Regents Universities are no longer included in the Workforce Report.

Number of Positions by Agency
Full Time Equivalent (FTE) Positions

FY 12 -21

Agy #	Agency Name	2012	2013	2014	2015	2016	2017	2018	2019	2020	2021	+/-
028	Board of Accountancy	3.00	2.00	1.00	1.00	1.00	1.00	3.00	3.00	3.00	3.00	0.0
034	Adjutant General	199.00	197.00	200.50	185.50	132.50	132.50	134.50	134.50	158.50	225.00	26.0
039	Ks Dept for Aging & Disability Svs	164.00	277.25	233.00	217.00	195.00	167.50	224.00	249.00	249.00	256.00	92.0
046	Kansas Dept of Agriculture	353.50	352.49	270.00	233.00	138.48	118.00	122.00	71.00	41.00	40.10	-313.4
055	Animal Health Department	0.00	0.00	0.00	0.00	0.00	0.00	0.00	0.00	0.00	0.00	0.0
058	Kansas Human Rights Comm	25.00	23.00	23.00	23.00	23.00	23.00	23.00	23.00	23.00	23.00	-2.00
082	Attorney General	109.40	103.50	116.00	116.00	120.00	119.39	119.39	130.00	125.60	133.00	23.60
083	Kansas Bureau of Investigation	209.00	218.00	211.00	223.00	223.00	223.00	223.00	243.00	238.00	238.00	29.00
094	Bank Commissioner	99.00	109.00	109.00	103.00	95.00	94.00	91.00	91.00	91.00	92.00	-7.00
100	Board of Barbering	1.50	1.50	1.50	1.00	1.00	1.00	1.00	0.50	0.75	0.75	-0.75
102	Behavioral Sciences Reg Board	8.00	9.00	9.00	6.00	6.00	6.00	8.00	10.00	8.00	9.00	1.0
105	State Board of Healing Arts	45.00	45.00	45.00	45.00	45.00	46.00	46.00	46.00	46.00	46.00	1.0
122	Citizens Utility Ratepayer Bd	6.00	6.00	6.00	6.00	6.00	6.00	6.00	7.00	7.00	7.00	1.0
143	Corporation Commission	212.00	209.00	198.00	198.00	197.00	204.50	204.50	204.50	204.50	204.50	-7.5
149	Board of Cosmetology	11.00	11.00	11.00	11.00	11.00	7.00	7.00	13.00	14.00	14.00	3.0
159	Department of Credit Unions	12.00	12.00	12.00	12.00	12.00	12.00	12.00	12.00	12.00	12.00	0.00
167	Dental Board	3.00	3.00	3.00	3.00	3.00	3.00	3.00	3.00	3.00	3.00	0.00
171	Health Policy Authority	0.00	0.00	0.00	0.00	0.00	0.00	0.00	0.00	0.00	0.00	0.00
173	Department of Administration	568.30	542.25	467.15	466.15	391.00	372.75	385.95	323.50	415.50	384.00	-184.30
177	Ellsworth Correctional Facility	220.00	217.00	232.00	232.00	232.00	235.00	234.00	234.00	234.00	233.00	13.00
178	Office of Admin Hearings	13.00	13.00	10.00	9.00	4.00	3.00	2.00	8.00	10.00	12.00	-1.0
195	El Dorado Correctional Facility	422.00	422.00	477.50	480.50	483.00	480.00	481.00	486.00	481.00	486.00	64.0
204	Board of Mortuary Arts	3.00	3.00	3.00	3.00	3.00	3.00	3.00	3.00	3.00	3.00	0.0
206	Emergency Medical Services	14.00	14.00	14.00	14.00	14.00	14.00	10.00	10.00	10.01	11.01	-3.0
247	Ks Gov Ethics Commission	9.00	9.00	7.50	7.50	7.50	7.50	7.50	7.50	7.50	8.00	-1.00
252	Governor	40.10	40.00	36.87	30.42	31.17	35.50	31.58	34.08	37.10	40.30	0.20
261	Ks Guardianship Program	10.00	10.00	10.00	10.00	10.00	10.00	10.00	10.00	10.00	10.00	0.00
264	Dept of Health & Environment	421.00	404.63	378.58	345.58	291.48	221.93	284.08	334.10	372.70	395.55	-25.45
264	Dept of Health & Environment	554.40	536.93	466.75	452.90	496.60	302.05	296.05	622.50	1014.30	988.50	434.1
266	Bd of Examiners for Hearing Aids	0.00	0.00	0.00	0.00	0.00	0.00	0.50	0.50	0.50	0.50	0.5
270	Health Care Stabilization Fund	18.00	18.00	18.00	19.00	20.00	20.00	20.00	20.00	21.00	21.00	3.0
276	Department of Transportation	2916.50	2829.50	2687.50	2302.50	2139.50	1899.00	1846.00	2024.75	2081.50	2128.50	-788.0
280	Highway Patrol	851.00	841.00	841.00	841.00	834.00	829.00	823.00	823.00	854.00	822.00	-29.0
288	Kansas Historical Society	117.00	117.00	95.50	95.50	95.50	95.50	73.25	76.50	77.50	77.50	-39.50
296	Department of Labor	499.00	489.00	443.44	335.05	232.45	217.85	191.65	175.29	178.04	195.05	-303.95
300	Dept of Commerce	251.80	238.00	192.00	164.25	149.00	137.12	137.12	114.10	112.30	109.47	-142.33
313	Hutchinson Correctional Facility	510.00	504.00	504.00	504.00	504.00	501.00	499.00	505.00	505.00	505.00	-5.00
319	Topeka Juvenile Correctional Facility	0.00	0.00	0.00	0.00	0.00	0.00	0.00	0.00	0.00	0.00	0.00
325	Beloit Juvenile Correctional Facility	0.00	0.00	0.00	0.00	0.00	0.00	0.00	0.00	0.00	0.00	0.0
328	Board of Indigents Defense Services	185.00	188.00	186.50	187.00	187.00	188.50	191.60	196.10	198.70	198.70	13.7
331	Insurance Department	123.40	122.36	122.36	122.36	122.36	118.50	139.00	129.20	129.63	135.63	12.2
335	Office of Information Technology Services	0.00	0.00	0.00	0.00	0.00	0.00	67.15	67.15	92.65	112.50	112.5
349	Judicial Council	4.00	5.00	5.00	5.00	5.00	5.00	5.00	5.00	5.00	5.00	1.0
350	Juvenile Justice Authority	32.00	32.00	0.00	0.00	0.00	0.00	0.00	0.00	0.00	0.00	-32.00
352	Kansas Juvenile Correct Complex	292.50	288.50	266.50	262.50	236.50	226.50	349.50	349.50	257.50	256.50	-36.00
355	Atchison Juvenile Correctional Facility	0.00	0.00	0.00	0.00	0.00	0.00	0.00	0.00	0.00	0.00	0.00
359	Ks Arts Commission	0.00	0.00	0.00	0.00	0.00	0.00	0.00	0.00	0.00	0.00	0.00
360	Kansas, Inc.	0.00	0.00	0.00	0.00	0.00	0.00	0.00	0.00	0.00	0.00	0.00
363	Kansas Neurological Institute	485.70	469.70	471.70	473.50	457.20	437.70	437.70	437.70	437.70	437.25	-48.5
365	Ks Pub Employees Ret Sys	86.30	95.25	97.35	98.35	98.35	98.35	98.35	98.35	98.35	98.35	12.1
371	Ks Tech Enterprise Corp	0.00	0.00	0.00	0.00	0.00	0.00	0.00	0.00	0.00	0.00	0.0
373	Kansas State Fair Board	25.00	25.00	25.00	25.00	25.00	25.00	25.00	26.00	26.00	26.00	1.0
400	Lansing Correctional Facility	682.00	679.00	679.00	682.00	681.00	678.00	682.00	684.00	685.00	406.00	-276.0
408	Larned Cor Mental Hlth Facility	184.00	183.00	182.00	182.00	184.00	184.00	184.00	186.00	187.00	189.00	5.00
410	Larned State Hospital	839.20	889.20	928.00	936.50	936.50	924.50	920.50	972.50	972.50	972.50	133.30

Number of Positions by Agency
Full Time Equivalent (FTE) Positions

FY 12 -21

Agy #	Agency Name	2012	2013	2014	2015	2016	2017	2018	2019	2020	2021	+/-
412	Larned Juvenile Correctional Facility	150.00	148.00	142.00	147.00	137.00	136.00	136.00	136.00	136.00	136.00	-14.0
422	Legislative Coordinating Council	15.00	12.00	8.00	8.00	8.00	8.00	8.00	9.00	8.00	8.00	-7.0
425	Legislative Research Department	40.00	40.00	40.00	40.00	40.00	40.00	40.00	40.00	40.00	40.00	0.0
428	Legislature	39.00	48.00	48.00	48.00	48.00	48.00	48.00	48.00	48.00	48.00	9.0
434	State Library	24.00	24.00	25.00	24.00	18.00	16.00	21.00	21.00	25.00	26.00	2.0
446	Office of the Lt Governor	3.50	3.00	0.00	0.00	0.00	0.00	0.00	0.00	0.00	0.00	-3.5
450	The Kansas Lottery	99.00	96.00	90.00	85.00	75.00	76.00	105.00	95.00	95.00	95.00	-4.0
482	Kansas Board of Nursing	24.00	23.00	26.00	25.00	26.00	26.00	25.00	27.00	27.00	27.00	3.0
488	Optometry Board of Examiners	0.80	0.80	0.80	0.80	1.00	1.00	1.00	1.00	1.00	1.00	0.2
494	Osawatomie State Hospital	396.40	386.40	396.40	498.10	483.10	483.10	478.10	478.10	476.55	497.49	101.1
507	Parsons State Hospital & Training Center	455.20	437.20	427.70	467.20	467.20	477.20	477.20	477.20	477.20	477.20	22.0
521	Kansas Department of Corrections	298.50	357.00	311.50	305.00	316.00	298.00	297.00	308.75	315.75	382.00	83.5
523	Ks Parole Board	0.00	0.00	0.00	0.00	0.00	0.00	0.00	0.00	0.00	0.00	0.0
529	KS Cmsn on Peace Officers Stds & Training	7.00	7.00	7.00	6.00	5.00	5.00	5.00	5.00	5.00	5.00	-2.0
531	Board of Pharmacy	8.00	8.00	8.00	9.00	9.00	10.00	10.00	7.00	10.00	14.00	6.0
540	Legislative Division of Post Audit	22.00	22.00	22.00	25.00	25.00	25.00	25.00	25.00	24.00	26.00	4.0
543	Real Estate Appraisal Board	2.00	2.00	2.00	2.00	2.00	2.00	2.00	2.00	2.00	2.00	0.0
549	Real Estate Commission	13.00	13.00	11.00	9.00	9.00	4.00	8.00	10.80	11.80	11.80	-1.2
553	Kansas Racing & Gaming Commission	99.50	98.00	93.50	91.50	113.00	110.50	109.50	103.50	103.50	101.00	1.5
555	Rainbow Mental Hlth Facility	112.20	109.20	112.20	0.00	0.00	0.00	0.00	0.00	0.00	0.00	-112.2
561	Board of Regents	63.50	62.50	62.50	62.50	62.50	62.50	62.50	62.50	62.50	62.50	-1.0
562	Board of Tax Appeals	20.00	19.00	19.00	17.00	17.00	17.00	17.00	17.00	16.00	16.00	-4.0
565	Kansas Department of Revenue	1046.00	994.00	944.00	944.00	944.00	971.70	971.70	1019.10	988.80	1078.70	32.7
579	Revisor of Statutes	31.50	31.50	31.50	31.50	31.50	31.50	31.50	31.50	31.50	31.50	0.0
581	Norton Correctional Facility	259.00	261.00	260.00	264.00	262.00	261.00	262.00	262.00	262.00	262.00	3.0
604	School for the Blind	82.50	82.50	81.50	81.50	81.50	81.50	81.50	81.50	81.50	81.50	-1.0
610	School for the Deaf	150.50	150.50	143.50	143.50	143.50	143.50	143.50	143.50	143.50	143.50	-7.0
622	Secretary of State	51.00	51.00	50.00	48.00	48.00	47.00	46.00	46.00	46.00	46.00	-5.0
625	Office of the State Securities Commissioner	32.10	30.00	30.00	30.00	26.75	30.00	30.00	30.00	30.00	30.00	-2.1
626	Kansas Sentencing Commission	8.00	8.00	9.00	9.00	9.50	9.50	9.50	10.50	10.50	10.25	2.3
629	Kansas Department for Children and Families	3119.10	2987.63	2743.76	2251.51	2136.51	2024.91	2024.91	2183.93	2272.93	2316.93	-802.2
634	Ks Conservation Commission	0.00	0.00	0.00	0.00	0.00	0.00	0.00	0.00	0.00	0.00	0.0
652	Department of Education	188.00	187.25	170.50	170.00	160.00	148.90	244.90	253.50	261.03	258.15	70.2
660	Topeka Correctional Facility	238.00	239.00	239.00	255.00	255.00	255.00	256.00	256.00	255.00	279.00	41.0
663	State Board of Technical Professions	5.00	5.00	5.00	5.00	5.00	5.00	2.00	4.00	5.00	5.00	0.0
670	State Treasurer	46.50	46.50	46.50	45.50	45.50	45.50	39.50	39.50	39.00	39.00	-7.5
677	Judicial Branch	1855.30	1855.30	1858.30	1859.30	1899.30	1861.80	1865.30	1868.00	1868.00	1868.00	12.7
694	Veterans Commission	340.00	333.00	333.00	368.00	368.00	368.00	368.00	368.00	368.00	368.00	28.0
700	Board of Veterinary Examiners	3.00	3.00	4.00	0.00	4.00	4.00	4.00	4.00	4.00	4.00	1.0
709	Kansas Water Office	21.00	21.00	18.00	18.00	19.00	19.00	19.00	19.00	20.00	20.00	-1.0
710	KS Wildlife, Parks & Tourism	430.50	418.50	418.50	412.50	395.50	395.50	379.00	381.00	411.80	462.00	31.5
712	Winfield Correctional Facility	200.00	196.00	198.00	198.00	198.00	197.00	197.00	197.00	197.00	197.00	-3.0
Total FTE		21,837	21,621	20,734	19,674	18,974	18,180	18,513	19,276	19,919	20,051	-1,787

Comments: Positions by agency reflects the total number of full-time equivalent positions authorized for each agency. Typically, agencies have more positions than employees, because there are vacancies at any given time. In some cases, more than one employee may be used to fill an FTE.

Source: Fiscal Year 2021 Budget Comparison Report, (Schedule 7).

**Number of Classified and Unclassified Employees by Agency
Fiscal Year 2021**

Agy #	Agency Name	Number of Employees		Total
		Classified	Unclassified	
016	Abstracters Board of Examiners	0	0	0
028	Board of Accountancy	0	3	3
034	Adjutant General	4	265	269
039	Ks Dept for Aging & Disab Svs	18	210	228
046	Kansas Dept of Agriculture	17	280	297
058	Kansas Human Rights Commission	7	7	14
082	Attorney General	0	156	156
083	Kansas Bureau of Investigation	124	196	320
094	Bank Commissioner	0	101	101
100	Board of Barbering	0	3	3
102	Behavioral Sciences Reg Board	0	9	9
105	State Board of Healing Arts	0	54	54
122	Citizens Utility Ratepayer Bd	0	7	7
143	Corporation Commission	2	160	162
149	Board of Cosmetology	1	13	14
159	Department of Credit Unions	0	10	10
167	Dental Board	0	2	2
173	Department of Administration	50	343	393
177	Ellsworth Correctional Fclty	151	39	190
178	Office of Adminstratv Hearings	0	12	12
195	El Dorado Correctional Fclty	343	65	408
204	Board of Mortuary Arts	2	1	3
206	Emergency Medical Services	7	5	12
234	Fire Marshal	4	56	60
247	KS Gvmtl Ethics Commission	0	8	8
252	Governor	0	53	53
264	Dept of Health & Environment	112	1,293	1,405
266	Bd of Examiners for Hearing Aids	0	0	0
270	Hlth Care Stabilization Fund B	0	20	20
276	Department of Transportation	220	1,882	2,102
280	Highway Patrol	610	120	730
288	Kansas Historical Society	44	13	57
296	Department of Labor	106	338	444
300	Dept of Commerce	71	199	270
313	Hutchinson Correctional Fclty	363	92	455
328	Indigents Defense Svcs St Bd	17	162	179
331	Insurance Department	1	121	122
335	Office of Information Technology Services	9	92	101
349	Judicial Council	0	5	5
352	Kansas Juvenile Correct. Cmplx	146	45	191
363	Kansas Neurological Institute	125	217	342

Number of Classified and Unclassified Employees by Agency
Fiscal Year 2021 cont

Agy #	Agency Name	Number of Employees		Total
		Classified	Unclassified	
365	Ks Pblc Employees Retirmnt Sys	0	120	120
373	Kansas State Fair Board	1	20	21
400	Lansing Correctional Facility	314	37	351
408	Larned Corr Mental Hlth Fclty	138	30	168
410	Larned State Hospital	133	467	600
422	Legislative Coordinating Cncl	0	8	8
425	Legislative Research Dept	0	40	40
428	Legislature	0	206	206
434	State Library	7	19	26
450	The Kansas Lottery	1	83	84
482	Board of Nursing	3	19	22
488	Optometry Board of Examiners	0	1	1
494	Osawatomie State Hospital	40	317	357
507	Parsons St Hosp & Trng Center	134	278	412
521	Department of Corrections	143	268	411
522	KS Correctional Industries	4	46	50
529	KS Comm Peace Ofcrs Std & Trng	0	6	6
531	Board of Pharmacy	2	14	16
540	Post Audit Legislative Div	0	27	27
543	Real Estate Appraisal Board	0	2	2
549	Real Estate Commission	0	11	11
553	Kansas Racing & Gaming Comm	6	77	83
561	Board of Regents	0	57	57
562	Court of Tax Appeals	0	13	13
565	Department of Revenue	176	848	1,024
579	Revisor of Statutes	0	30	30
581	Norton Correctional Facility	179	44	223
604	School for the Blind	4	69	73
610	School for the Deaf	11	116	127
622	Secretary of State	0	35	35
626	Kansas Sentencing Commission	0	13	13
629	Dept for Children and Families	541	1,711	2,252
652	Department of Education	5	242	247
660	Topeka Correctional Facility	182	47	229
663	Technical Professions St Bd	0	4	4
670	State Treasurer	1	34	35
671	Pooled Money Investment Board	1	4	5
677	Judicial Branch	0	1,737	1,737
694	Veterans Commission	75	182	257
700	Board of Veterinary Examiners	0	5	5
709	Kansas Water Office	0	16	16
710	KS Wildlife, Parks & Tourism	99	328	427
712	Winfield Correctional Facility	133	45	178
	TOTAL	4,887	14,333	19,220

Source: SHARP (FY 2021); Includes classified and unclassified, benefit-eligible employees including full and part-time employees. Excludes Regents universities, legislators, classified temporary and unclassified non-benefit eligible employees. Agencies shown with zero employees only have employees that fall within the excluded categories.

Classified Employees by County of Work Fiscal Year 2021

County	Num of Emp	Avg Age	Avg Yrs Service	Avg Salary	County	Num of Emp	Avg Age	Avg Yrs Service	Avg Salary
Allen	5	40.90	12.41	\$53,106.56	Linn	2	30.46	6.35	\$47,871.20
Anderson	6	49.41	18.52	\$45,607.47	Logan	3	34.63	12.34	\$59,044.27
Atchison	8	44.17	13.55	\$41,797.60	Lyon	27	48.10	15.09	\$45,095.94
Barber	2	44.95	21.00	\$71,624.80	Marion	6	47.22	16.71	\$48,838.40
Barton	28	48.06	17.93	\$57,515.71	Marshall	4	51.24	29.35	\$36,519.60
Bourbon	7	48.72	12.70	\$39,686.40	McPherson	17	50.74	20.74	\$45,592.38
Brown	10	52.64	22.49	\$45,891.04	Meade	2	30.69	6.88	\$53,237.60
Butler	338	39.49	8.19	\$43,255.88	Miami	50	51.25	18.22	\$36,424.88
Chase	1	38.01	15.50	\$63,356.80	Mitchell	5	38.84	11.21	\$53,148.16
Chautauqua	1	49.62	15.50	\$63,356.80	Montgomery	29	49.91	15.48	\$46,093.52
Cherokee	14	48.69	15.98	\$39,317.94	Morris	0	0.00	0.00	\$0.00
Cheyenne	0	0.00	0.00	\$0.00	Morton	2	44.67	16.63	\$57,720.00
Clay	4	43.82	18.47	\$60,450.00	Nemaha	3	44.60	13.32	\$60,132.80
Cloud	7	47.86	17.83	\$50,505.37	Neosho	26	54.21	18.31	\$48,272.00
Coffey	11	45.61	12.71	\$44,704.87	Norton	160	43.58	11.19	\$44,603.26
Comanche	2	48.18	20.43	\$62,951.20	Osage	5	35.36	6.95	\$50,664.64
Cowley	165	46.31	13.86	\$41,596.72	Osborne	3	44.20	19.10	\$74,796.80
Crawford	38	52.63	19.48	\$46,751.83	Ottawa	2	42.01	13.74	\$49,296.00
Decatur	0	0.00	0.00	\$0.00	Pawnee	275	46.06	12.86	\$41,447.52
Dickinson	3	48.95	21.32	\$51,473.07	Phillips	8	44.71	16.00	\$45,869.20
Doniphan	2	43.25	20.32	\$69,919.20	Pottawatomie	3	44.11	12.75	\$48,921.60
Douglas	43	49.51	16.16	\$47,556.06	Pratt	10	49.63	17.91	\$40,495.52
Elk	1	24.31	0.47	\$45,032.00	Rawlins	2	51.88	25.01	\$63,460.80
Ellis	44	52.04	19.50	\$50,718.29	Reno	406	38.93	9.43	\$43,794.96
Ellsworth	158	42.40	10.78	\$46,639.66	Republic	7	57.21	16.77	\$38,925.71
Finney	44	51.00	17.94	\$47,617.35	Rice	2	53.26	21.26	\$47,673.60
Ford	55	50.68	16.47	\$38,162.71	Riley	35	49.13	16.33	\$47,176.18
Franklin	12	52.32	15.98	\$42,277.73	Rooks	33	47.60	10.27	\$44,227.10
Geary	22	43.69	10.82	\$41,134.84	Rush	0	0.00	0.00	\$0.00
Gove	3	37.31	7.67	\$52,624.00	Russell	5	39.57	12.44	\$56,571.84
Graham	1	44.50	18.15	\$66,518.40	Saline	132	44.96	13.57	\$44,835.42
Grant	1	71.45	19.20	\$47,257.60	Scott	5	33.97	8.51	\$56,255.68
Gray	2	49.07	18.50	\$75,524.80	Sedgwick	299	47.59	15.61	\$46,163.34
Greenwood	4	36.72	5.89	\$39,790.40	Seward	20	49.52	17.16	\$43,448.08
Hamilton	2	49.95	11.20	\$33,997.60	Shawnee	1393	49.69	17.69	\$45,228.37
Harper	2	39.25	13.72	\$58,385.60	Sheridan	3	51.89	22.66	\$44,491.20
Harvey	13	47.79	16.42	\$43,681.60	Sherman	9	42.50	14.02	\$47,784.53
Haskell	3	37.86	8.39	\$53,289.60	Smith	2	38.92	11.74	\$64,438.40
Hodgeman	2	34.20	11.14	\$53,539.20	Stafford	5	41.31	18.10	\$53,410.24
Jackson	6	46.68	16.64	\$47,632.00	Stevens	2	60.63	23.76	\$36,732.80
Jefferson	8	45.16	16.38	\$54,852.20	Sumner	9	42.28	13.31	\$55,852.62
Jewell	2	29.46	5.24	\$49,680.80	Thomas	13	43.06	12.89	\$53,140.75
Johnson	137	49.19	16.20	\$44,762.97	Trego	9	36.28	9.94	\$58,166.04
Kearny	3	33.20	8.33	\$57,158.40	Wabaunsee	4	38.45	7.08	\$47,756.80
Kingman	3	48.18	22.05	\$66,019.20	Washington	1	52.78	26.30	\$80,828.80
Kiowa	3	36.10	8.51	\$52,575.47	Wilson	5	44.65	14.83	\$58,547.84
Labette	183	46.98	13.41	\$36,400.74	Woodson	4	45.53	15.36	\$43,726.80
Leavenworth	337	41.76	11.25	\$44,487.25	Wyandotte	86	51.10	17.00	\$41,974.66
Lincoln	6	47.23	21.41	\$46,370.13	All Other	2	43.26	16.84	\$72,373.60

Source: SHARP (FY 2021); Excludes Regents universities, unclassified, temporary and student employees.

Unclassified Employees by County of Work Fiscal Year 2021

County	Num of Emp	Avg Age	Avg Yrs Service	Avg Salary	County	Num of Emp	Avg Age	Avg Yrs Service	Avg Salary
Allen	25	48.45	11.51	\$50,182.44	Linn	18	51.49	9.83	\$46,170.88
Anderson	28	49.40	10.56	\$45,303.87	Logan	23	43.51	12.52	\$41,454.40
Atchison	42	47.59	9.78	\$45,590.64	Lyon	92	43.88	9.86	\$45,203.41
Barber	11	53.89	6.76	\$41,051.28	Marion	27	45.46	14.39	\$50,351.03
Barton	95	45.35	10.52	\$47,511.05	Marshall	26	46.64	10.02	\$41,429.03
Bourbon	43	47.08	7.91	\$42,383.73	McPherson	34	50.79	11.29	\$47,209.01
Brown	44	48.49	16.91	\$48,228.25	Meade	13	48.63	14.27	\$45,509.36
Butler	187	46.10	11.63	\$46,309.30	Miami	368	44.92	7.00	\$51,726.03
Chase	7	53.39	21.11	\$47,144.14	Mitchell	19	46.71	6.78	\$42,536.94
Chautauqua	10	51.69	8.42	\$39,227.16	Montgomery	82	46.44	8.24	\$45,597.87
Cherokee	29	47.60	9.82	\$44,554.64	Morris	16	55.23	16.75	\$41,881.82
Cheyenne	7	47.84	10.32	\$45,012.14	Morton	12	41.10	7.19	\$48,516.15
Clark	9	49.17	18.15	\$47,010.07	Nemaha	21	43.43	10.44	\$43,082.94
Clay	27	46.88	9.28	\$40,749.10	Neosho	149	49.29	12.76	\$46,584.02
Cloud	32	44.08	9.40	\$44,514.21	Ness	11	53.87	20.58	\$46,477.62
Coffey	13	41.82	12.58	\$48,638.11	Norton	94	44.81	11.78	\$47,909.37
Comanche	11	40.61	8.15	\$41,313.76	Osage	26	43.14	7.91	\$39,261.31
Cowley	216	44.15	7.67	\$41,319.00	Osborne	8	53.13	20.91	\$53,393.50
Crawford	121	44.06	8.68	\$44,802.03	Ottawa	17	48.15	6.45	\$45,457.13
Decatur	10	51.53	22.21	\$44,798.23	Pawnee	519	43.57	7.97	\$48,296.52
Dickinson	27	51.08	12.07	\$45,343.16	Phillips	38	46.43	10.36	\$41,501.91
Doniphan	10	43.61	6.67	\$42,937.67	Pottawatomie	43	49.61	12.47	\$46,786.17
Douglas	155	43.58	9.87	\$48,944.62	Pratt	117	45.53	12.85	\$50,190.89
Edwards	10	48.98	14.43	\$43,910.28	Rawlins	20	50.76	10.92	\$43,125.83
Elk	4	57.77	4.27	\$53,087.80	Reno	306	48.26	11.67	\$46,198.57
Ellis	146	45.90	12.16	\$48,234.09	Republic	17	51.22	13.05	\$43,692.52
Ellsworth	78	49.82	12.13	\$44,723.43	Rice	10	55.70	11.99	\$43,402.28
Finney	131	45.35	10.48	\$46,544.92	Riley	240	44.41	9.88	\$52,402.26
Ford	157	45.61	7.75	\$45,956.11	Rooks	24	47.22	15.02	\$48,964.17
Franklin	51	46.18	10.60	\$43,241.96	Rush	12	48.26	10.12	\$39,929.78
Geary	113	42.06	8.27	\$46,202.44	Russell	14	53.49	17.81	\$42,566.87
Gove	6	53.29	15.70	\$43,833.27	Saline	265	47.84	10.68	\$47,096.35
Graham	9	43.09	9.83	\$41,156.99	Scott	16	48.33	6.93	\$39,242.54
Grant	14	42.88	7.31	\$42,828.24	Sedgwick	970	45.76	8.82	\$47,438.80
Gray	10	46.72	8.13	\$40,399.46	Seward	38	42.83	8.90	\$40,983.49
Greeley	9	49.24	8.93	\$40,469.43	Shawnee	6706	45.71	10.28	\$55,697.54
Greenwood	12	44.38	9.41	\$42,848.36	Sheridan	6	62.01	24.71	\$45,747.91
Hamilton	14	48.21	11.11	\$44,892.77	Sherman	24	49.25	9.20	\$42,001.36
Harper	13	53.02	11.29	\$44,411.70	Smith	9	45.50	12.69	\$43,082.61
Harvey	51	45.16	11.82	\$45,885.71	Stafford	8	47.80	12.00	\$48,263.02
Haskell	5	56.34	8.90	\$49,212.44	Stanton	3	37.66	2.82	\$49,790.43
Hodgeman	8	47.81	8.02	\$40,551.71	Stevens	9	45.14	10.08	\$59,089.23
Jackson	23	48.78	9.79	\$44,781.09	Sumner	40	45.90	8.84	\$51,517.71
Jefferson	24	46.67	12.17	\$50,522.46	Thomas	35	44.78	11.80	\$47,435.47
Jewell	18	48.93	13.38	\$43,354.44	Trego	20	46.25	13.92	\$42,175.08
Johnson	637	44.90	8.68	\$49,452.96	Wabaunsee	14	49.59	13.23	\$42,721.80
Kearny	10	44.61	6.92	\$42,018.90	Wallace	7	43.46	8.16	\$39,882.63
Kingman	19	51.87	12.35	\$44,047.24	Washington	12	50.63	8.61	\$49,170.95
Kiowa	8	43.54	5.94	\$38,460.53	Wichita	3	54.20	3.68	\$51,462.75
Labette	331	42.26	7.91	\$38,708.01	Wilson	19	48.73	10.36	\$45,630.32
Lane	9	48.46	4.71	\$40,043.96	Woodson	18	44.33	6.01	\$41,795.72
Leavenworth	159	48.56	11.01	\$48,908.86	Wyandotte	402	45.78	10.52	\$49,679.93
Lincoln	11	48.07	8.74	\$43,891.06	All Other	44	46.15	10.04	\$50,391.31

Source: SHARP (FY 2021); Excludes Regents universities, classified, student employees, legislators, and unclassified temporary employees that are non-benefit eligible.

Twenty-Five Most Populous Job Titles
Classified Jobs - FY 2021

Rank	Job Title	Number of Employees
1	Corrections Officer I (B)	622
2	Corrections Officer II	311
3	Corrections Supervisor I	271
4	Hwy Patrol Master/Tech Trooper	213
5	Corrections Officer I (A)	188
6	MHDD Technician	178
7	Human Services Specialist	170
8	Highway Patrol Trooper	110
9	Senior Administrative Asst	100
10	Human Services Assistant	97
11	Administrative Specialist	96
12	Highway Patrol Lieutenant	86
13	Administrative Assistant	83
14	Parole Officer I	75
15	Program Specialist I	75
16	Corrections Counselor I	74
16	Corrections Supervisor II	74
18	Juvenile Corrections Off I(B)	74
19	Program Consultant I	66
20	Natural Resource Officer I	59
21	Special Agent - KBI	56
22	Custodial Specialist	54
23	Unit Team Supervisor	54
24	Engineering Technician Senior	51
25	Program Consultant II	40

Source: SHARP (FY 2021) Includes part-time and full-time classified employees. Excludes Regents universities, unclassified, temporary, and student employees.

**Twenty-Five Most Populous Agencies
FY 2021**

Rank	Agy #	Agency Name	Number of Employees		
			Classified	Unclassified	Total
1	629	Dept for Children and Families	541	1,711	2,252
2	276	Department of Transportation	220	1,882	2,102
3	677	Judicial Branch	0	1,737	1,737
4	264	Dept of Health & Environment	112	1,293	1,405
5	565	Department of Revenue	176	848	1,024
6	280	Highway Patrol	610	120	730
7	410	Larned State Hospital	133	467	600
8	313	Hutchinson Correctional Fclty	363	92	455
9	296	Department of Labor	106	338	444
10	710	KS Wildlife, Parks & Tourism	99	328	427
11	507	Parsons St Hosp & Trng Center	134	278	412
12	521	Department of Corrections	143	268	411
13	195	El Dorado Correctional Fclty	343	65	408
14	173	Department of Administration	50	343	393
15	494	Osawatomie State Hospital	40	317	357
16	400	Lansing Correctional Facility	314	37	351
17	363	Kansas Neurological Institute	125	217	342
18	083	Kansas Bureau of Investigation	124	196	320
19	046	Kansas Dept of Agriculture	17	280	297
20	300	Dept of Commerce	71	199	270
21	034	Adjutant General	4	265	269
22	694	Veterans Commission	75	182	257
23	652	Department of Education	5	242	247
24	660	Topeka Correctional Facility	182	47	229
25	039	Ks Dept for Aging & Disab Svs	18	210	228

Comments: Eighty-three percent of employees are in the top twenty-five most populous agencies.

Source: SHARP (FY 2021) Includes classified and unclassified, benefit-eligible employees including full and part-time employees. Excludes Regents universities, legislators, student employees, classified temporary and unclassified non-benefit eligible temporary employees.

State of Kansas
Fiscal Year 2021
Section 2: Workforce Characteristics

Workforce Summary

- The average age of the Classified and Unclassified workforce was 46. The Classified workforce average length of service was 14 years and Unclassified at 10 years.
- The 60 and Over Age Group for the entire workforce has gradually trended upwards from 14.4% in 2015 to 18.8% in 2021.
- Employees 40 to 59 years old made up 46.0% of the entire workforce in 2021. This number continues to trend downward yearly from a high of 53.6% in 2016.
- 57.4% of employees had less than 10 years of employment. This has increased every year from 45.4% in 2016.

Number, Salary, Age and Years of Service of Classified Employees By Agency
Fiscal Year 2021

Agy #	Agency Name	# Classified Employees	Average Salary	Average Age	Average Yrs of Service
016	Abstracters Board of Examiners	0	NR	NR	NR
028	Board of Accountancy	0	NR	NR	NR
034	Adjutant General	4	\$39,122	61.03	27.20
039	Ks Dept for Aging & Disab Svs	18	\$46,635	54.43	22.63
046	Kansas Dept of Agriculture	17	\$56,363	55.41	24.10
058	Kansas Human Rights Commission	7	\$46,087	62.56	22.21
082	Attorney General	0	NR	NR	NR
083	Kansas Bureau of Investigation	124	\$60,450	44.86	11.82
094	Bank Commissioner	0	NR	NR	NR
100	Board of Barbering	0	NR	NR	NR
102	Behavioral Sciences Reg Board	0	NR	NR	NR
105	State Board of Healing Arts	0	NR	NR	NR
122	Citizens Utility Ratepayer Bd	0	NR	NR	NR
143	Corporation Commission	2	\$34,258	71.24	33.05
149	Board of Cosmetology	1	\$30,493	49.11	26.29
159	Department of Credit Unions	0	NR	NR	NR
167	Dental Board	0	NR	NR	NR
173	Department of Administration	50	\$40,486	58.94	25.53
177	Ellsworth Correctional Fclty	151	\$45,888	42.31	10.42
178	Office of Admin Hearings	0	NR	NR	NR
195	El Dorado Correctional Fclty	343	\$43,046	37.96	6.62
204	Board of Mortuary Arts	2	\$37,398	66.85	21.14
206	Emergency Medical Services	7	\$44,857	57.08	15.01
234	Fire Marshal	4	\$48,173	48.02	11.26
247	Ks Gov Ethics Commission	0	NR	NR	NR
252	Governor	0	NR	NR	NR
264	Dept of Health & Environment	112	\$49,446	57.19	23.70
266	Bd of Examiners for Hearing Aids	0	NR	NR	NR
270	Hlth Care Stabilization Fund B	0	NR	NR	NR
276	Department of Transportation	220	\$41,661	56.39	23.60
280	Highway Patrol	610	\$57,441	42.41	13.97
288	Kansas Historical Society	44	\$40,714	48.98	15.51
296	Department of Labor	106	\$40,339	44.72	13.52
300	Dept of Commerce	71	\$37,994	49.21	9.55
313	Hutchinson Correctional Fclty	363	\$43,885	37.66	8.55
328	Indigents Defense Svcs St Bd	17	\$38,659	57.50	23.30
331	Insurance Department	1	\$41,870	68.48	44.08
335	Office of Info Tech Svcs	9	\$50,321	55.64	27.26
349	Judicial Council	0	NR	NR	NR
352	Kansas Juvenile Correct. Cmplx	146	\$42,691	45.10	10.95
363	Kansas Neurological Institute	125	\$34,793	53.65	22.51
365	Ks Pub Employees Ret Sys	0	NR	NR	NR

Number, Salary, Age and Years of Service of Classified Employees By Agency cont.

Fiscal Year 2021

Agy #	Agency Name	# Classified Employees	Average Salary	Average Age	Average Yrs of Service
373	Kansas State Fair Board	1	\$42,806	57.46	15.98
400	Lansing Correctional Facility	314	\$44,411	41.10	10.64
408	Larned Corr Mental Hlth Fclty	138	\$44,803	41.57	11.13
410	Larned State Hospital	133	\$37,379	50.66	14.55
412	Larned Juvenile Correctional Facility	0	NR	NR	NR
422	Legislative Coordinating Council	0	NR	NR	NR
425	Legislative Research Dept	0	NR	NR	NR
428	Legislature	0	NR	NR	NR
434	State Library	7	\$37,247	61.72	26.56
450	The Kansas Lottery	1	\$30,493	40.43	20.79
482	Board of Nursing	3	\$70,235	50.33	16.55
488	Optometry Board of Examiners	0	NR	NR	NR
494	Osawatomie State Hospital	40	\$33,184	53.23	18.66
507	Parsons St Hosp & Trng Center	134	\$33,950	50.05	15.75
521	Department of Corrections	143	\$44,173	43.90	11.99
522	KS Correctional Industries	4	\$38,324	45.59	21.11
529	Ks Comm Peace Ofcrs Std & Trng	0	NR	NR	NR
531	Board of Pharmacy	2	\$58,510	64.35	19.24
540	Legislation Division of Post Audit	0	NR	NR	NR
543	Real Estate Appraisal Board	0	NR	NR	NR
549	Real Estate Commission	0	NR	NR	NR
553	Kansas Racing & Gaming Comm	6	\$50,665	54.53	19.49
561	Board of Regents	0	NR	NR	NR
562	Court of Tax Appeals	0	NR	NR	NR
565	Department of Revenue	176	\$42,047	56.69	22.99
579	Revisor of Statutes	0	NR	NR	NR
581	Norton Correctional Facility	179	\$44,451	44.47	10.97
604	School for the Blind	4	\$36,015	60.23	24.82
610	School for the Deaf	11	\$39,885	54.69	17.37
622	Secretary of State	0	NR	NR	NR
625	Office of the Securities Comm	0	NR	NR	NR
626	Kansas Sentencing Commission	0	NR	NR	NR
629	Dept for Children and Families	541	\$39,946	53.96	20.28
652	Department of Education	5	\$42,756	58.86	25.86
660	Topeka Correctional Facility	182	\$44,385	38.46	8.82
663	State Bd of Technical Professions	0	NR	NR	NR
670	State Treasurer	1	\$40,872	60.00	36.77
671	Pooled Money Investment Board	1	\$50,918	58.59	27.83
677	Judicial Branch	0	NR	NR	NR
694	Veterans Commission	75	\$30,037	53.40	18.06
709	Kansas Water Office	0	NR	NR	NR
710	KS Wildlife, Parks & Tourism	99	\$48,190	37.39	10.48
712	Winfield Correctional Facility	133	\$45,212	43.41	11.08

Source: SHARP (FY 2021); Includes full-time and part-time classified employees. Excludes Regents universities, legislators, unclassified, and student employees. So that individuals cannot be easily identified, agencies with less than 5 classified employees are listed as "NR" for "not reported". Agencies without classified employees are also listed as "NR".

Number, Salary, Age and Years of Service of Unclassified Employees By Agency
Fiscal Year 2021

Agy #	Agency Name	# Unclassified Employees	Average Salary	Average Age	Average Yrs of Service
016	Abstracters Board of Examiners	0	NR	NR	NR
028	Board of Accountancy	3	\$56,189	50.14	10.22
034	Adjutant General	265	\$48,071	47.05	8.76
039	Ks Dept for Aging & Disab Svs	210	\$53,209	48.63	8.09
046	Kansas Dept of Agriculture	280	\$51,709	43.76	9.95
058	Kansas Human Rights Commission	7	\$45,774	45.78	11.04
082	Attorney General	156	\$66,912	48.61	8.93
083	Kansas Bureau of Investigation	196	\$56,017	42.03	9.12
094	Bank Commissioner	101	\$67,687	41.97	9.86
100	Board of Barbering	3	\$27,129	38.32	4.59
102	Behavioral Sciences Reg Board	9	\$43,043	44.85	11.06
105	State Board of Healing Arts	54	\$52,869	48.51	10.56
122	Citizens Utility Ratepayer Bd	7	\$61,205	52.80	9.96
143	Corporation Commission	160	\$60,579	51.03	14.27
149	Board of Cosmetology	13	\$38,793	43.34	6.13
159	Department of Credit Unions	10	\$65,540	46.12	5.49
167	Dental Board	2	\$54,847	45.58	9.74
173	Department of Administration	343	\$50,958	49.50	12.61
177	Ellsworth Correctional Fclty	39	\$43,956	51.50	13.18
178	Office of Adminstratv Hearings	12	\$64,685	48.13	13.94
195	El Dorado Correctional Fclty	65	\$45,605	46.06	11.90
204	Board of Mortuary Arts	1	\$70,000	51.58	0.96
206	Emergency Medical Services	5	\$53,393	47.85	8.42
234	Fire Marshal	56	\$47,704	47.62	8.36
247	KS Gvmtl Ethics Commission	8	\$48,999	47.67	16.97
252	Governor	53	\$66,312	42.21	7.92
264	Dept of Health & Environment	1293	\$47,877	41.85	7.26
270	Hlth Care Stabilization Fund B	20	\$65,029	52.54	16.66
276	Department of Transportation	1882	\$45,928	46.90	12.46
280	Highway Patrol	120	\$45,262	46.30	8.46
288	Kansas Historical Society	13	\$44,799	51.35	8.97
296	Department of Labor	338	\$51,967	45.44	8.86
300	Dept of Commerce	199	\$57,931	47.56	9.76
313	Hutchinson Correctional Fclty	92	\$44,162	50.22	12.42
328	Indigents Defense Svcs St Bd	162	\$58,926	44.21	9.49
331	Insurance Department	121	\$61,623	47.10	12.30
335	Office of Information Tech Svcs	92	\$72,610	45.88	9.91
349	Judicial Council	5	\$69,442	44.93	17.48
352	Kansas Juvenile Correct. Cmplx	45	\$45,303	44.83	10.61
363	Kansas Neurological Institute	217	\$32,590	37.16	5.57
365	Ks Pbhc Employees Retirmnt Sys	120	\$76,575	45.21	11.89
373	Kansas State Fair Board	20	\$43,118	54.81	5.17

Number, Salary, Age and Years of Service of Unclassified Employees By Agency cont.
Fiscal Year 2021

Agy #	Agency Name	# Unclassified Employees	Average Salary	Average Age	Average Yrs of Service
400	Lansing Correctional Facility	37	\$51,020	50.00	14.86
408	Larned Corr Mental Hlth Fclty	30	\$47,516	45.30	15.23
410	Larned State Hospital	467	\$48,881	43.15	7.15
412	Larned Juvenile Correctional Facility	0	NR	NR	NR
422	Legislative Coordinating CncL	8	\$64,225	56.73	13.72
425	Legislative Research Dept	40	\$72,044	39.96	9.01
428	Legislature	206	\$94,730	55.19	9.80
434	State Library	19	\$41,793	41.78	8.88
450	The Kansas Lottery	83	\$55,642	48.53	12.67
482	Board of Nursing	19	\$50,654	45.00	4.93
488	Optometry Board of Examiners	1	\$47,029	56.47	20.93
494	Osawatomie State Hospital	317	\$52,386	44.69	6.59
507	Parsons St Hosp & Trng Center	278	\$36,598	40.56	6.92
521	Department of Corrections	268	\$50,956	45.65	10.86
522	KS Correctional Industries	46	\$48,891	52.68	10.62
529	KS Comm Peace Ofcrs Std & Trng	6	\$55,009	53.67	6.64
531	Board of Pharmacy	14	\$59,905	49.22	7.47
540	Post Audit Legislative Div	27	\$81,944	35.78	7.63
543	Real Estate Appraisal Board	2	\$67,635	59.04	33.63
549	Real Estate Commission	11	\$48,624	43.34	8.12
553	Kansas Racing & Gaming Comm	77	\$55,901	50.37	10.86
561	Board of Regents	57	\$73,205	48.88	11.50
562	Court of Tax Appeals	13	\$70,199	54.43	21.01
565	Department of Revenue	848	\$45,585	45.61	9.35
579	Revisor of Statutes	30	\$75,378	46.67	13.48
581	Norton Correctional Facility	44	\$46,152	47.25	12.47
604	School for the Blind	69	\$54,313	49.59	9.51
610	School for the Deaf	116	\$49,802	47.23	11.50
622	Secretary of State	35	\$52,523	41.68	9.81
625	Office of the Securities Comm	0	NR	NR	NR
626	Kansas Sentencing Commission	13	\$46,973	46.47	8.85
629	Dept for Children and Families	1711	\$41,358	42.36	7.89
652	Department of Education	242	\$60,107	49.42	11.58
660	Topeka Correctional Facility	47	\$46,098	47.28	11.15
663	Technical Professions St Bd	4	\$54,567	52.79	5.62
670	State Treasurer	34	\$48,751	45.53	11.67
671	Pooled Money Investment Board	4	\$89,921	49.20	16.69
677	Judicial Branch	1737	\$60,778	49.58	12.59
694	Veterans Commission	182	\$37,440	42.68	4.89
700	Board of Veterinary Examiners	5	\$45,783	51.58	3.53
709	Kansas Water Office	16	\$63,699	40.67	9.36
710	KS Wildlife, Parks & Tourism	328	\$50,628	45.64	13.06
712	Winfield Correctional Facility	45	\$49,441	49.11	14.44

Source: SHARP (FY 2021); Includes full-time and part-time employees. Includes unclassified temporary employees that are benefit eligible. Excludes Regents universities, legislators, classified, temporary non-benefit eligible employees and student employees. Agencies with less than 5 unclassified employees are listed as "NR" for "not reported".

Number of Classified Employees by Location on the Civil Service Plan 2021

		Steps															Total
		4	5	6	7	8	9	10	11	12	13	14	15	16	17	18	
Pay Grade	008	0	0	0	0	0	0	0	0	0	0	0	0	0	0	0	0
	009	0	0	0	0	0	0	0	0	0	0	0	0	0	0	0	0
	010	0	0	0	0	0	0	0	0	0	0	0	0	0	0	0	0
	011	0	0	0	0	0	0	0	0	0	0	0	0	0	0	0	0
	012	0	0	0	4	0	0	3	0	0	0	0	0	0	0	0	7
	013	0	0	0	1	0	0	0	0	0	0	0	0	0	0	0	1
	014	7	0	0	26	6	0	2	0	12	3	1	2	3	0	2	64
	015	0	0	0	11	6	1	1	1	2	0	0	0	0	0	0	22
	016	0	1	1	7	1	0	8	0	0	1	0	0	0	0	0	19
	017	21	5	0	107	48	19	16	7	22	8	7	16	7	36	37	356
	018	8	2	1	10	3	8	2	6	5	20	2	1	5	1	0	74
	019	9	5	0	25	20	8	8	2	4	6	3	3	10	8	1	112
	020	8	20	0	17	38	57	13	13	9	52	20	18	11	2	8	286
	021	2	3	2	14	3	20	27	5	7	4	10	11	9	5	3	125
	022	28	1	0	79	55	25	214	11	28	16	7	2	7	9	3	485
	023	2	4	2	16	7	7	375	5	273	28	13	5	4	3	5	749
	024	16	9	4	44	36	12	114	7	167	23	13	12	12	12	2	483
	025	64	14	31	17	22	13	42	8	40	10	7	4	7	2	6	287
	026	1	3	2	10	16	24	20	10	12	16	5	1	1		1	122
	027	30	6	82	35	15	94	79	11	220	30	21	14	20	5	6	668
	028	2	0	1	12	8	9	9	6	6	1	1	0	0	1	1	57
	029	4	4	6	24	24	11	13	5	56	14	10	11	13	3	7	205
	030	0	0	1	4	10	6	5	2	4	3	6	0	4	10	10	65
	031	0	0	0	7	7	3	1	2	9	5	0	3	2	1	1	41
	032	30	23	3	29	12	22	6	37	1	54	5	31	3	33	11	300
	033	0	1	0	9	3	4	1	4	2	2	0	4	0	1	0	31
	034	0	0	0	2	2	1	0	1	0	1	0	0	0	1	0	8
	035	0	0	0	2	0	1	1	0	2	0	2	3	1	0	0	12
	036	0	0	0	0	0	0	15	26	21	16	6	7	2	9	0	102
	037	0	0	0	0	0	0	3	0	1	0	2	1	1	0	0	8
	038	0	0	0	0	0	0	0	0	0	1	7	13	6	5	0	32
	FY21	232	101	136	512	342	345	978	169	903	314	148	162	128	147	104	4,721
	FY20	183	114	173	612	400	337	1,095	175	1,034	332	157	166	133	149	119	5,179
	FY19	120	208	114	839	613	272	838	204	1,203	273	227	154	153	151	97	5,466
	FY18	123	106	1,327	657	357	242	692	241	1,407	295	184	150	206	121	169	6,277
	FY17	1,930	903	451	1,503	631	684	374	291	257	184	260	149	241	118	48	8,024
	FY16	2,504	1,081	588	1,206	814	864	444	361	280	219	323	180	265	140	56	9,325
	FY15	4,016	1,459	1,677	931	1,306	576	524	354	352	268	339	204	315	142	41	12,504
	FY14	4,023	2,511	1,569	1,520	1,543	840	727	539	476	395	438	295	496	211	62	15,645
	FY13	3,798	2,282	1,386	1,436	1,494	808	710	511	449	371	412	281	473	195	51	14,657
	FY12	4,882	3,362	2,116	1,775	1,211	1,046	792	675	540	533	479	386	613	254	16	18,680

Comments: Records of some employees are not included due to data errors. There is a decrease in the number of employees in the upper steps since FY2003; this is primarily due to the lack of funding for step movement.

Source: SHARP (FY2012 - 2021); Excludes Regents universities, legislators, unclassified, temporary and student employees.

**Number of Classified and Unclassified Employees, by Agency, by Gender
Fiscal Year 2021**

Agy #	Agency Name	Number of Employees			
		Classified		Unclassified	
		Male	Female	Male	Female
016	Abstracters Board of Examiners	0	0	0	0
028	Board of Accountancy	0	0	0	3
034	Adjutant General	2	2	182	83
039	Ks Dept for Aging & Disability Svs	6	12	56	154
046	Kansas Dept of Agriculture	13	4	130	150
058	Kansas Human Rights Comm	3	4	2	5
082	Attorney General	0	0	65	91
083	Kansas Bureau of Investigation	83	41	72	124
094	Bank Commissioner	0	0	64	37
100	Board of Barbering	0	0	0	3
102	Behavioral Sciences Reg Board	0	0	1	8
105	State Board of Healing Arts	0	0	14	40
122	Citizens Utility Ratepayer Bd	0	0	5	2
143	Corporation Commission	1	1	103	57
149	Board of Cosmetology	0	1	4	9
159	Department of Credit Unions	0	0	3	7
167	Dental Board	0	0	1	1
173	Department of Administration	28	22	178	165
177	Ellsworth Correctional Facility	112	39	25	14
178	Office of Admin Hearings	0	0	4	8
195	El Dorado Correctional Facility	260	83	36	29
204	Board of Mortuary Arts	1	1	1	0
206	Emergency Medical Services	1	6	5	0
234	Fire Marshal	4	0	39	17
247	Ks Gov Ethics Commission	0	0	2	6
252	Governor	0	0	15	38
261	Ks Guardianship Program	0	0	0	0
264	Dept of Health & Environment	40	72	398	895
266	Bd of Examiners for Hearing Aids	0	0	0	0
270	Health Care Stabilization Fund	0	0	7	13
276	Department of Transportation	170	50	1526	356
280	Highway Patrol	489	121	59	61
288	Kansas Historical Society	20	24	8	5
291	Ks Home Inspectors Reg Board	0	0	0	0
296	Department of Labor	16	90	125	213
300	Dept of Commerce	25	46	74	125
313	Hutchinson Correctional Facility	291	72	62	30
328	Board of Indigents Defense Services	2	15	73	89
331	Insurance Department	0	1	41	80
335	OITS	8	1	66	26
349	Judicial Council	0	0	1	4
352	Kansas Juvenile Correct Complex	83	63	29	16
363	Kansas Neurological Institute	54	71	66	151
365	Ks Pub Employees Ret Sys	0	0	35	85
373	Kansas State Fair Board	1	0	10	10
400	Lansing Correctional Facility	228	86	20	17
408	Larned Cor Mental Hlth Facility	109	29	14	16
410	Larned State Hospital	64	69	195	272
412	Larned Juvenile Correctional Facility	0	0	0	0
422	Legislative Coordinating Council	0	0	2	6

**Number of Classified and Unclassified Employees, by Agency, by Gender
Fiscal Year 2021**

Agy #	Agency Name	Number of Employees			
		Classified		Unclassified	
		Male	Female	Male	Female
425	Legislative Research Dept	0	0	18	22
428	Legislature	0	0	144	62
434	State Library	1	6	8	11
446	Office of the Lt Governor	0	0	0	0
450	The Kansas Lottery	0	1	42	41
482	Board of Nursing	2	1	4	15
488	Optometry Board of Examiners	0	0	0	1
494	Osawatomie State Hospital	9	31	104	213
507	Parsons St Hosp & Trng Center	50	84	105	173
521	Department of Corrections	56	87	71	197
522	Ks Correctional Industries	3	1	37	9
529	Ks Comm Peace Ofcrs Std & Trng	0	0	3	3
531	Board of Pharmacy	1	1	0	14
540	Legislation Division of Post Audit	0	0	12	15
543	Real Estate Appraisal Board	0	0	0	2
549	Real Estate Commission	0	0	2	9
553	Kansas Racing & Gaming Comm	4	2	54	23
561	Board of Regents	0	0	19	38
562	Board of Tax Appeals	0	0	3	10
565	Department of Revenue	54	122	291	557
579	Revisor of Statutes	0	0	14	16
581	Norton Correctional Facility	137	42	25	19
604	School for the Blind	2	2	17	52
610	School for the Deaf	5	6	25	91
622	Secretary of State	0	0	15	20
625	Office of the Securities Comm	0	0	0	0
626	Kansas Sentencing Commission	0	0	5	8
629	Dept for Children and Families	108	433	295	1416
652	Department of Education	0	5	76	166
660	Topeka Correctional Facility	109	73	26	21
663	State Bd of Technical Professions	0	0	1	3
670	State Treasurer	0	1	9	25
671	Pooled Money Investment Board	1	0	2	2
677	Judicial Branch	0	0	421	1316
694	Veterans Commission	27	48	68	114
700	Board of Veterinary Examiners	0	0	2	3
709	Kansas Water Office	0	0	5	11
710	KS Wildlife, Parks & Tourism	89	10	232	96
712	Winfield Correctional Facility	97	36	28	17

Source: SHARP (FY 2021); Includes classified and unclassified, benefit-eligible employees including full and part-time employees. Excludes Regents universities, legislators, student employees, and non-benefit eligible employees. Excludes employees with unreported gender.

**Ethnic and Gender Distribution by Agency: Classified Employees
Fiscal Year 2021**

Agy #	Agency Name	# Classified Employees	Minority		Non-Minority		Not Reported
			Male	Female	Male	Female	
039	Ks Dept for Aging & Disability Svs	18	5.56%	11.11%	27.78%	55.56%	0.00%
046	Kansas Dept of Agriculture	17	11.76%	5.88%	64.71%	17.65%	0.00%
083	Kansas Bureau of Investigation	124	2.42%	0.00%	53.23%	29.03%	15.32%
173	Department of Administration	50	12.00%	12.00%	44.00%	32.00%	0.00%
177	Ellsworth Correctional Facility	151	7.95%	2.65%	66.23%	22.52%	0.66%
195	El Dorado Correctional Facility	343	13.41%	2.33%	62.39%	21.87%	0.00%
264	Dept of Health & Environment	112	1.79%	10.71%	33.93%	53.57%	0.00%
276	Department of Transportation	220	10.00%	2.73%	67.27%	20.00%	0.00%
280	Highway Patrol	610	5.90%	1.48%	74.26%	18.36%	0.00%
288	Kansas Historical Society	44	2.27%	0.00%	36.36%	50.00%	11.36%
296	Department of Labor	106	2.83%	16.98%	8.49%	32.08%	39.62%
300	Dept of Commerce	71	11.27%	12.68%	21.13%	52.11%	2.82%
313	Hutchinson Correctional Facility	363	11.29%	2.48%	67.22%	17.36%	1.38%
328	Board of Indigents Defense Services	17	0.00%	5.88%	11.76%	82.35%	0.00%
352	Kansas Juvenile Correct Complex	146	19.86%	10.27%	31.51%	28.08%	9.59%
363	Kansas Neurological Institute	125	20.00%	24.80%	22.40%	30.40%	2.40%
400	Lansing Correctional Facility	314	15.29%	5.41%	55.41%	21.97%	1.91%
408	Larned Cor Mental Hlth Facility	138	10.87%	2.17%	68.12%	18.84%	0.00%
410	Larned State Hospital	133	3.76%	3.01%	43.61%	48.12%	1.50%
494	Osawatomie State Hospital	40	0.00%	2.50%	20.00%	75.00%	2.50%
507	Parsons St Hosp & Trng Center	134	8.96%	8.96%	28.36%	52.99%	0.75%
521	Department of Corrections	143	6.99%	11.89%	32.17%	48.95%	0.00%
565	Department of Revenue	176	3.41%	15.34%	27.27%	53.98%	0.00%
581	Norton Correctional Facility	179	3.35%	1.12%	71.51%	21.79%	2.23%
610	School for the Deaf	11	0.00%	18.18%	45.45%	36.36%	0.00%
629	Dept for Children and Families	541	3.70%	14.60%	15.16%	58.41%	8.13%
660	Topeka Correctional Facility	182	12.64%	6.59%	45.05%	32.42%	3.30%
694	Veterans Commission	75	4.00%	21.33%	32.00%	42.67%	0.00%
710	KS Wildlife, Parks & Tourism	99	2.02%	0.00%	45.45%	8.08%	44.44%
712	Winfield Correctional Facility	133	8.27%	3.01%	61.65%	23.31%	3.76%

Comments: Minority is defined as American Indian/Alaskan Native/Pacific Islander, African-American, and Hispanic. Non-minority is defined as White.

Source: SHARP (FY 2021); Excludes Regents universities, unclassified, temporary and student employees. Excludes agencies with less than 20 classified employees. Total percentage may not be equal to 100% due to unreported gender.

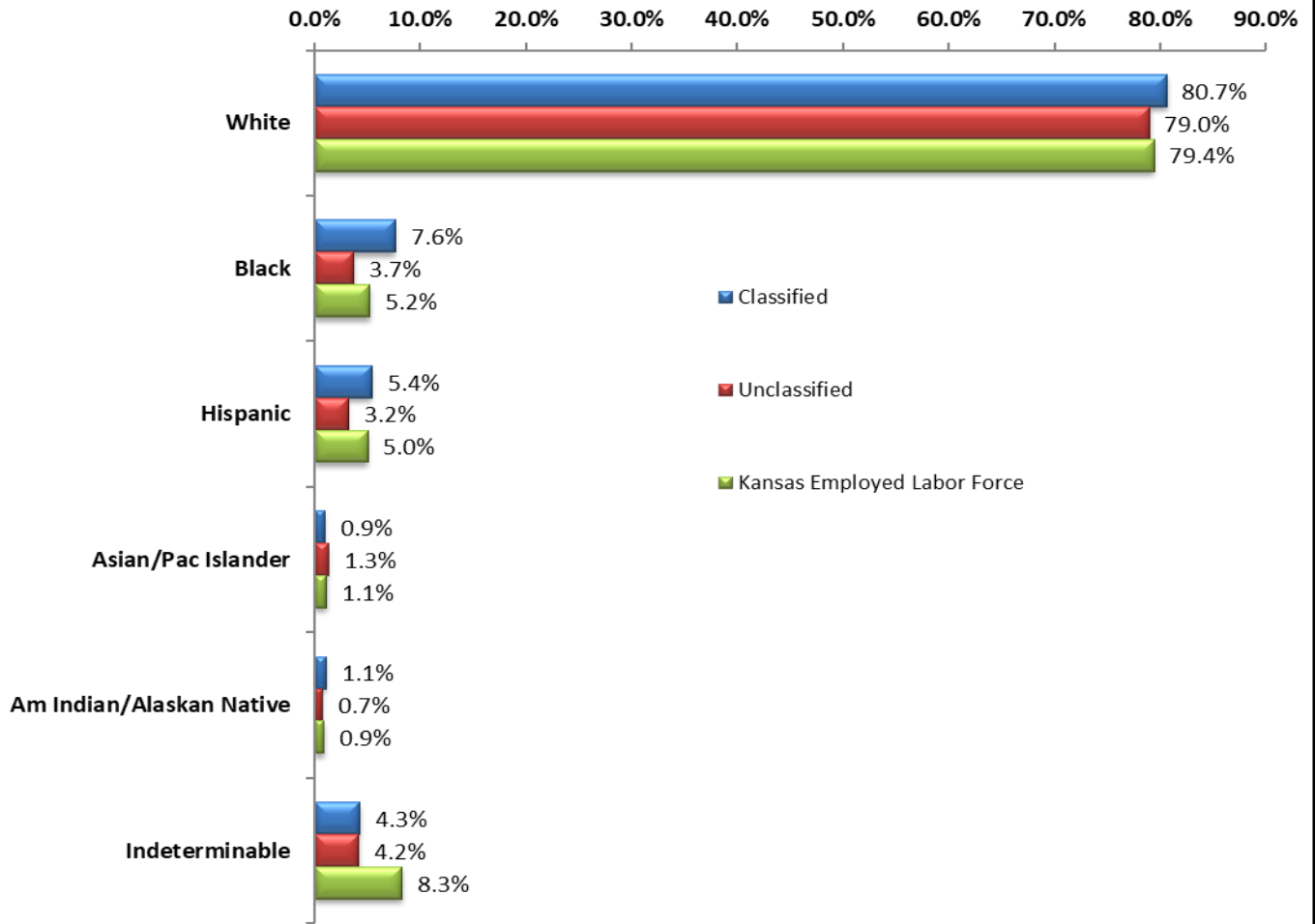
**Ethnic and Gender Distribution by Agency: Unclassified Employees
Fiscal Year 2021**

Agy #	Agency Name	# Unclassified Employees	Minority		Non-Minority		Not Reported
			Male	Female	Male	Female	
034	Adjutant General	265	5.28%	1.89%	56.98%	27.17%	8.68%
039	Ks Dept for Aging & Disab Svs	210	2.38%	7.14%	18.10%	52.86%	19.52%
046	Kansas Dept of Agriculture	280	1.79%	3.21%	42.14%	46.07%	6.79%
082	Attorney General	156	2.56%	4.49%	33.33%	48.08%	11.54%
083	Kansas Bureau of Investigation	196	0.51%	5.10%	28.06%	45.41%	20.92%
094	Bank Commissioner	101	0.99%	2.97%	57.43%	32.67%	5.94%
105	State Board of Healing Arts	54	5.56%	7.41%	16.67%	53.70%	16.67%
143	Corporation Commission	160	5.00%	3.13%	50.00%	28.75%	13.13%
173	Department of Administration	343	9.04%	8.45%	41.40%	37.32%	3.79%
177	Ellsworth Correctional Fclty	39	2.56%	2.56%	61.54%	33.33%	0.00%
195	El Dorado Correctional Fclty	65	4.62%	3.08%	50.77%	41.54%	0.00%
234	Fire Marshal	56	8.93%	1.79%	51.79%	26.79%	10.71%
252	Governor	53	3.77%	5.66%	24.53%	62.26%	3.77%
264	Dept of Health & Environment	1,293	4.33%	11.83%	25.37%	55.76%	2.71%
276	Department of Transportation	1,882	5.69%	1.01%	75.08%	17.69%	0.53%
280	Highway Patrol	120	7.50%	4.17%	41.67%	46.67%	0.00%
296	Department of Labor	338	3.25%	6.21%	18.64%	28.11%	43.79%
300	Dept of Commerce	199	6.53%	13.07%	29.15%	48.24%	3.02%
313	Hutchinson Correctional Fclty	92	11.96%	1.09%	55.43%	31.52%	0.00%
328	Indigents Defense Svcs St Bd	162	6.17%	5.56%	34.57%	45.06%	8.64%
331	Insurance Department	121	4.13%	6.61%	23.14%	43.80%	22.31%
335	OITS	92	5.43%	5.43%	61.96%	19.57%	7.61%
352	Kansas Juvenile Correct. Cmplx	45	13.33%	6.67%	46.67%	26.67%	6.67%
363	Kansas Neurological Institute	217	7.37%	14.29%	9.68%	13.36%	55.30%
365	Ks Pblc Employees Retirmnt Sys	120	0.83%	13.33%	26.67%	54.17%	5.00%
400	Lansing Correctional Facility	37	10.81%	0.00%	43.24%	43.24%	2.70%
408	Larned Corr Mental Hlth Fclty	30	3.33%	3.33%	43.33%	50.00%	0.00%
410	Larned State Hospital	467	7.92%	6.85%	31.26%	46.25%	7.71%
425	Legislative Research Department	40	2.50%	7.50%	40.00%	32.50%	17.50%
428	Legislature	206	3.40%	2.91%	38.35%	14.56%	40.78%
450	The Kansas Lottery	83	10.84%	2.41%	36.14%	42.17%	8.43%
494	Osawatomie State Hospital	317	2.84%	5.36%	29.65%	60.57%	1.58%
507	Parsons St Hosp & Trng Center	278	7.91%	7.91%	28.42%	53.24%	2.52%
521	Department of Corrections	268	4.10%	9.70%	22.39%	62.69%	1.12%
522	KS Correctional Industries	46	6.52%	0.00%	67.39%	19.57%	6.52%
540	Legislation Division of Post Audit	27	0.00%	3.70%	37.04%	48.15%	11.11%
553	Kansas Racing & Gaming Comm	77	6.49%	1.30%	49.35%	24.68%	18.18%
561	Board of Regents	57	1.75%	3.51%	31.58%	63.16%	0.00%
565	Department of Revenue	848	5.54%	13.80%	27.71%	50.35%	2.59%
579	Revisor of Statutes	30	0.00%	0.00%	43.33%	33.33%	23.33%
581	Norton Correctional Facility	44	0.00%	0.00%	56.82%	43.18%	0.00%
604	School for the Blind	69	4.35%	10.14%	18.84%	57.97%	8.70%
610	School for the Deaf	116	4.31%	4.31%	16.38%	72.41%	2.59%
622	Secretary of State	35	0.00%	5.71%	40.00%	40.00%	14.29%
629	Dept for Children and Families	1,711	1.64%	10.70%	10.81%	50.67%	26.18%
652	Department of Education	242	2.48%	4.55%	25.21%	60.33%	7.44%
660	Topeka Correctional Facility	47	8.51%	14.89%	44.68%	27.66%	4.26%
670	State Treasurer	34	5.88%	2.94%	11.76%	41.18%	38.24%
677	Judicial Branch	1,737	1.96%	9.15%	21.93%	66.03%	0.92%
694	Veterans Commission	182	4.40%	14.29%	32.42%	47.25%	1.65%
710	KS Wildlife, Parks & Tourism	328	1.52%	0.91%	57.32%	23.17%	17.07%
712	Winfield Correctional Facility	45	4.44%	0.00%	55.56%	37.78%	2.22%

Comments: Minority is defined as American Indian/Alaskan Native/Pacific Islander, African-American, and Hispanic. Non-minority is defined as White.

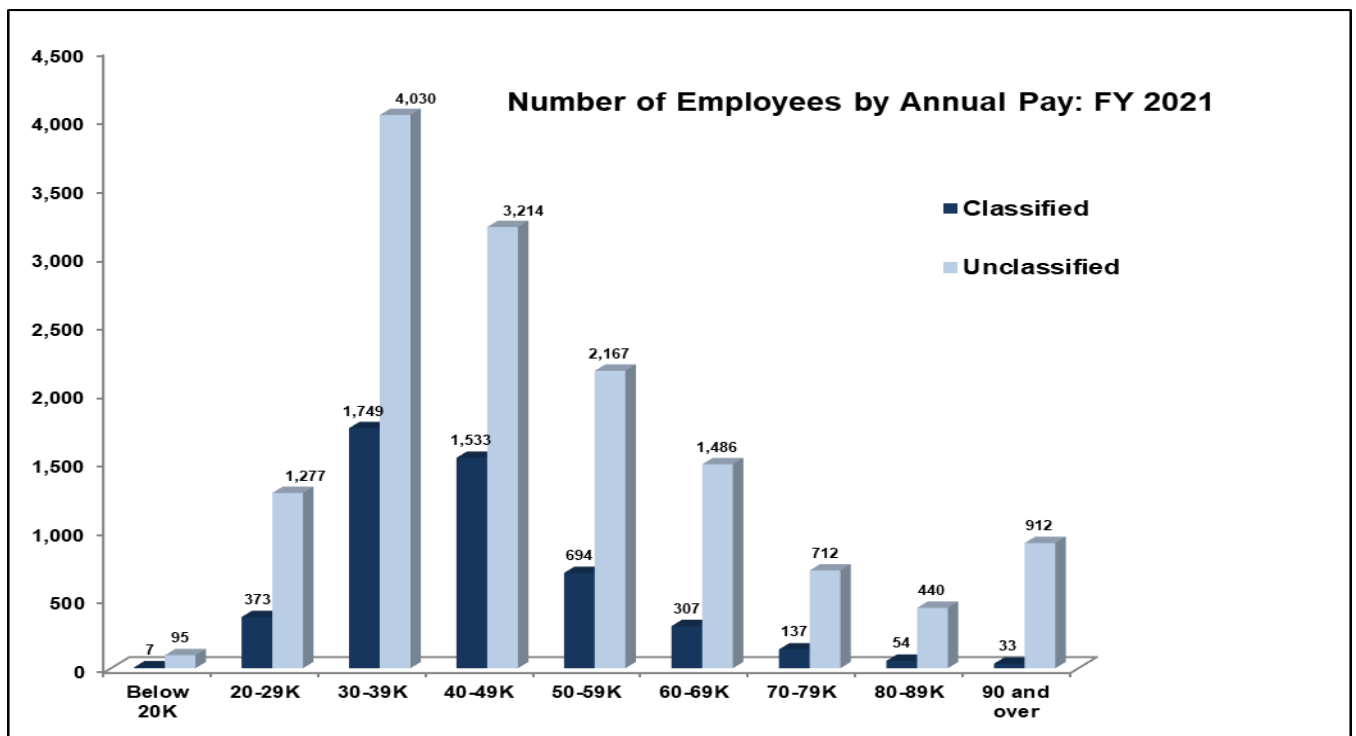
Source: SHARP (FY 2021); Excludes Regents universities, classified, non-benefit eligible and student employees. Excludes agencies with less than 20 unclassified employees. Total percentage may not be equal to 100% due to unreported gender.

The Ethnic Distribution of the Workforce Fiscal Year 2021

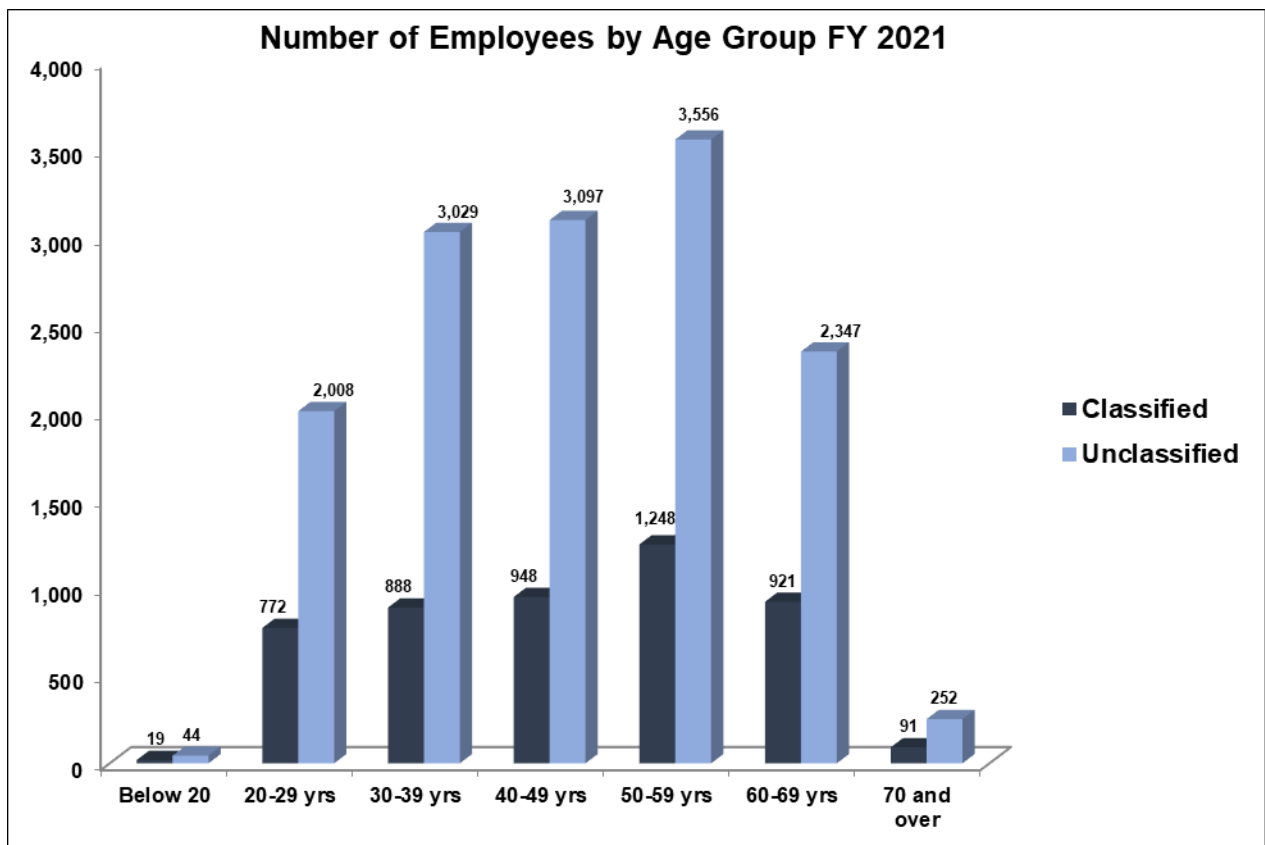


Comments: The Kansas Employed Labor Force includes data from state and non-state government workforces combined.

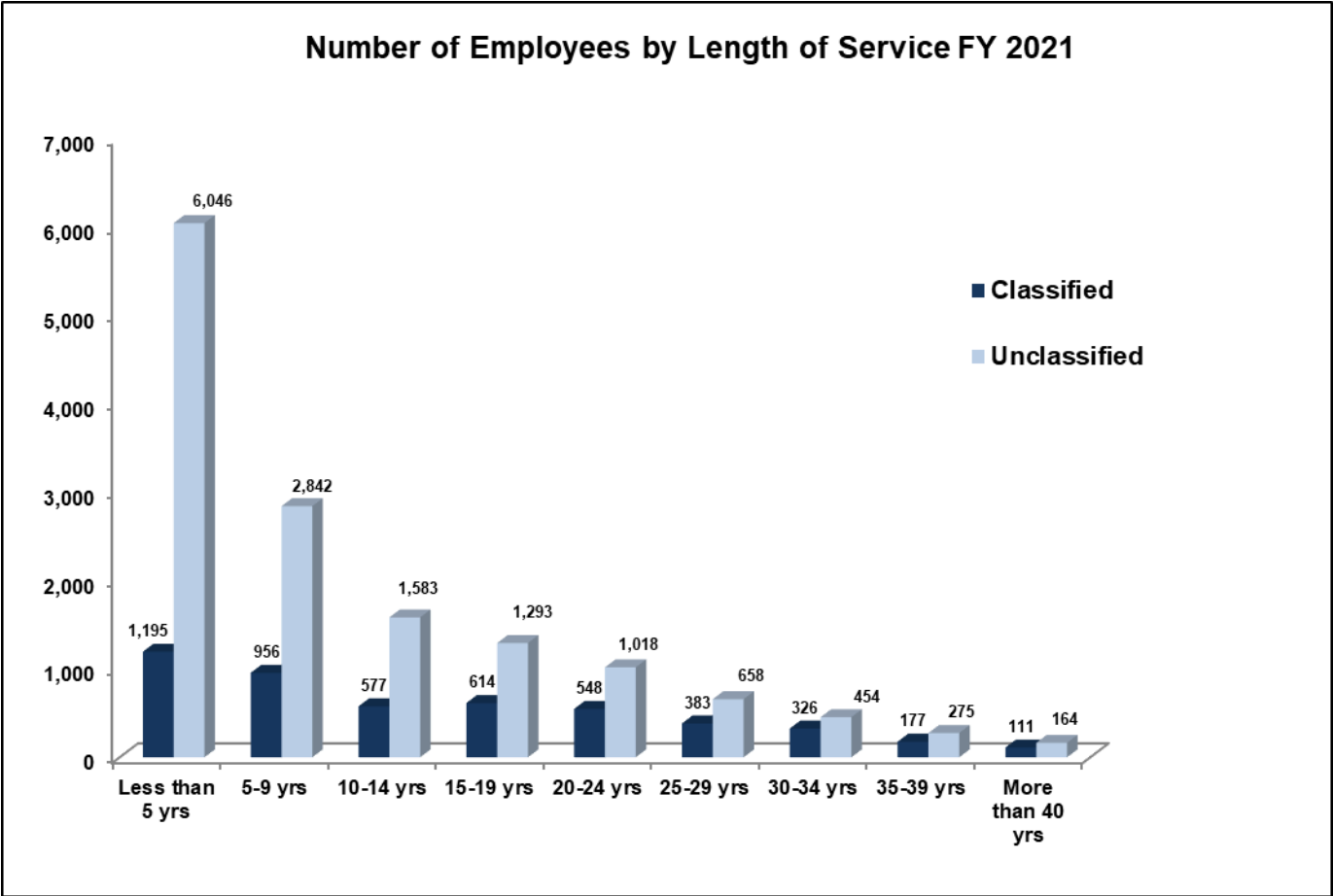
Source: SHARP (FY 2021) excludes Regents universities and non-benefit eligible employees; Kansas Department of Labor, 2013 Affirmative Action Report. These percentages may not equal 100%.



Source: SHARP (FY 2021); Excludes Regents universities, students, part-time employees, classified temporary employees and unclassified/non-benefit eligible temporary employees.



Source: SHARP (FY 2021); Excludes Regents universities, students, part-time, classified temporary employees and unclassified/non-benefit eligible temporary employees.



Source: SHARP (FY 2021); Excludes Regents universities, students, classified temporary employees and unclassified/non-benefit eligible temporary employees.

State of Kansas
Fiscal Year 2021
Section 3: Turnover

Turnover Highlights:

- The statewide turnover rate for classified jobs in FY 2021 was 19.15%. This is up from 17.12% in FY 2020 but close to average for the past five years (18.56%). The five-year average before that (FY 2012-2016) was 17.01%.
- The statewide turnover rate for unclassified jobs in FY 2021 was 17.48%. This is up from 16.19% in FY 2020 but close to average for the past five years (17.98%). The five-year average before that (FY 2012-2016) was 13.83%.
- In FY 2021, retirement accounted for 24% of all terminations among classified employees, virtually unchanged from the year before (25%). Other kinds of voluntary termination accounted for 63% of all terminations among classified employees, up slightly from the year before (59%).
- Among unclassified employees, retirement accounted for 15% of terminations, and other kinds of voluntary termination accounted for 73%. This was very similar to FY 2020 (14% by retirement, 70% by other kinds of voluntary termination).

Turnover Report information:

Turnover Rate Calculation Defined:

$$\text{Turnover} = \frac{\text{Terminations} * 100\%}{(\text{Begin Count} + \text{End Count}) / 2}$$

Diagram illustrating the Turnover Rate Calculation:

- Terminations: Total # Terminations during FY
- Multiplied by 100 to change decimal to percent
- Average # of classified employees: (Begin Count + End Count) / 2

Turnover Calculation:

- **Begin Count:** The number of active (Active, Leave with Pay, Leave without Pay, Suspended) employees pulled from SHARP as of July 1, 2020 for each agency and for each job code.
- **End Count:** The number of active (Active, Leave with Pay, Leave without Pay, Suspended) employees pulled from SHARP as of June 30, 2021 for each agency and for each job code.
- **Average Employee Count:** The Begin Count added to the End Count; divided by 2.
- **Voluntary Terminations:** Resignation made by employee's choice. See list below.
- **Involuntary Terminations:** Termination made by employer's choice. See list below.
- **Neutral Terminations:** Resignation incurred by incumbent's death. Reason code of "DEA".
- **Retirements:** Resignation incurred by employee's retirement. Reason code of "REG".
- **Total Terminations:** The sum of all Retirements and all types of Terminations.
- **Turnover Percentage:** Total Terminations divided by Average Employee Count, multiplied by 100 to change decimal to a percent.

Includes/Excludes:

- Classified Turnover includes Classified Regular employees only.
- Unclassified Turnover includes Unclassified Regular and Unclassified Temporary (benefit eligible only) employees.
- Includes only employees leaving state service through Retirements (RET) and Terminations (TER) (even if employee returns later to state service).
- Excludes Classified Temporary employees; Unclassified Temporary employees (non-benefit eligible); employees transferring between agencies; Promotions (PRO), Demotions (DEM), Transfers (XFR) are considered employee movement and not turnover; Hires (HIR), Rehires (REH) are not included in turnover rate but are captured on the Appointments report.
- **All historical turnover data in this report has been updated to exclude Regents.**

Termination Actions Used in Calculation:

Action	Reason	Description	Turnover Type
TER	CON	Personal Conduct	Involuntary
TER	ELT	End of Limited Term	Involuntary
TER	ETM	End of Temporary	Involuntary
TER	HSP	Term-Hospital Authority EE's	Involuntary
TER	IPD	Inability Perform Position Duties	Involuntary
TER	LA1	Layoff - Shortage of Work/Fund	Involuntary
TER	LA2	Layoff - Incumbent Returns from Leave	Involuntary
TER	LA3	Layoff - Incumbent Returns Per CSB	Involuntary
TER	LA4	Layoff - Other	Involuntary
TER	LA5	Layoff - Agency Closure	Involuntary
TER	LA6	Layoff - Probationary EE	Involuntary
TER	LA7	Layoff – Non-State Job Hire	Involuntary
TER	LIC	Lack of license/authorization	Involuntary
TER	PRB	Original Probationary Term	Involuntary
TER	PRL	Probationary – Lack of Funds	Involuntary
TER	SEP	Separation w/o Leave Payout	Involuntary
TER	TAF	Transfer to Affiliate (KUMC only)	Involuntary
TER	TNR	Not Reappointed/Continued	Involuntary
TER	UNS	Unsatisfactory Work Performance	Involuntary
TER	RS0	Resign - Other	Voluntary
TER	RS1	Resign - Family Reasons	Voluntary
TER	RS2	Resign - Job Abandonment	Voluntary
TER	RS3	Resign - Health Reasons	Voluntary
TER	RS4	Resign - Personal Reasons	Voluntary
TER	RS5	Resign - Other Position	Voluntary
TER	RS6	Resign - Mutual Consent	Voluntary
TER	RS7	Resign - Return to School	Voluntary
TER	RS8	Resign - Dissatisfied w/Work	Voluntary
TER	RS9	Resign - Dissatisfied w/Pay	Voluntary
TER	RSN	Resign - Insufficient Notice	Voluntary
TER	DEA	Death	Neutral

Retirement Actions Used in Calculation:

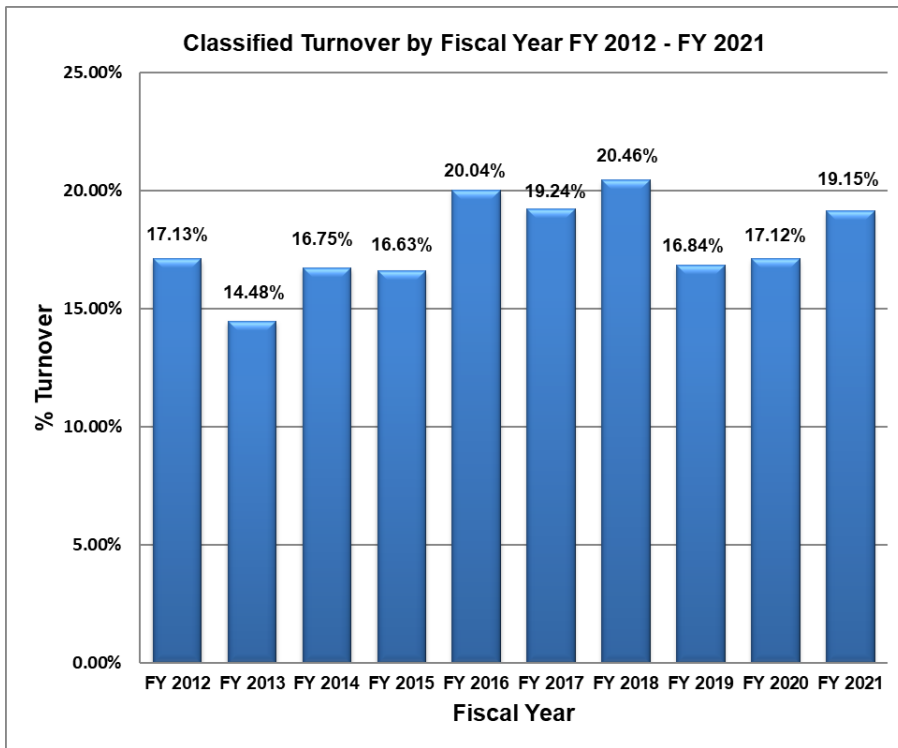
Action	Reason	Description	Turnover Type
RET	REG	Regular Retirement	Voluntary

For additional explanation of Action/Reason codes, view the Action Reason User Guide in the Human Resource folder:
<https://admin.ks.gov/offices/personnel-services/sharp/documents-and-forms>

Additional Notes:

- Averages may not represent the totality of employment. Some positions may have experienced more than one termination during the report period.
- Categories (Agency/Job Title) with low employee numbers may have an "artificially inflated" turnover rate. Actual counts should be considered when examining turnover rates. Categories with a Begin Count or End Count of "0" will have an artificially inflated turnover rate.
- Job Classes/Codes that were abolished/established will show an inaccurate turnover rate due to the lack of beginning or ending counts.

Statewide Turnover Fiscal Year 2021



Comments:

Between FY 2020 and FY 2021, the turnover rate among classified employees increased from 17.12% to 19.15%.

The number of agencies with a turnover rate below 10% for classified employees decreased from seven in FY 2020 to three in FY 2021.

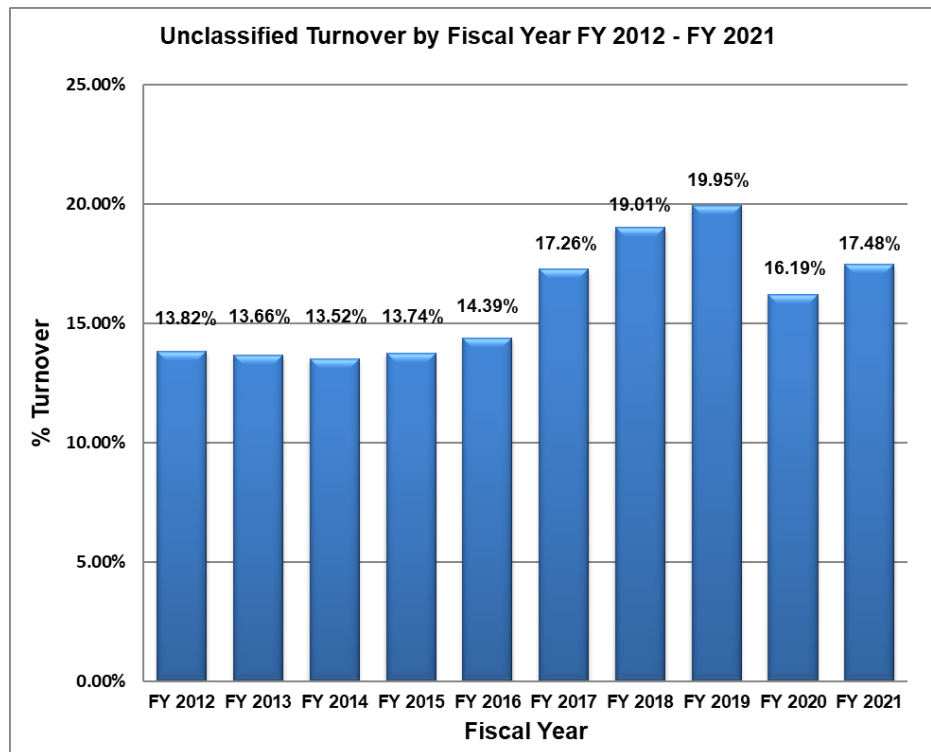
The number of classified job titles with turnover rates above 20% (2) is unchanged from FY 2020.

Comments:

Between FY 2020 and FY 2021, the turnover rate among unclassified employees increased from 16.19% to 17.48%.

The number of agencies with a turnover rate below 10% for unclassified employees decreased from fourteen in FY 2020 to five in FY 2021.

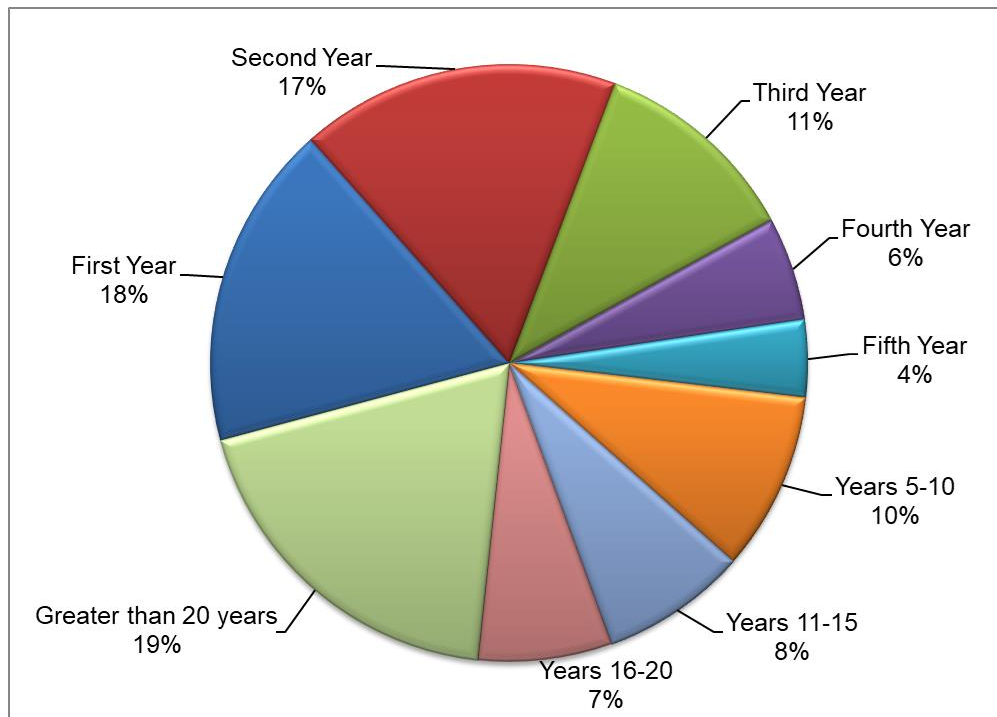
The number of unclassified job titles with turnover rates above 20% (14) is unchanged from FY 2020.



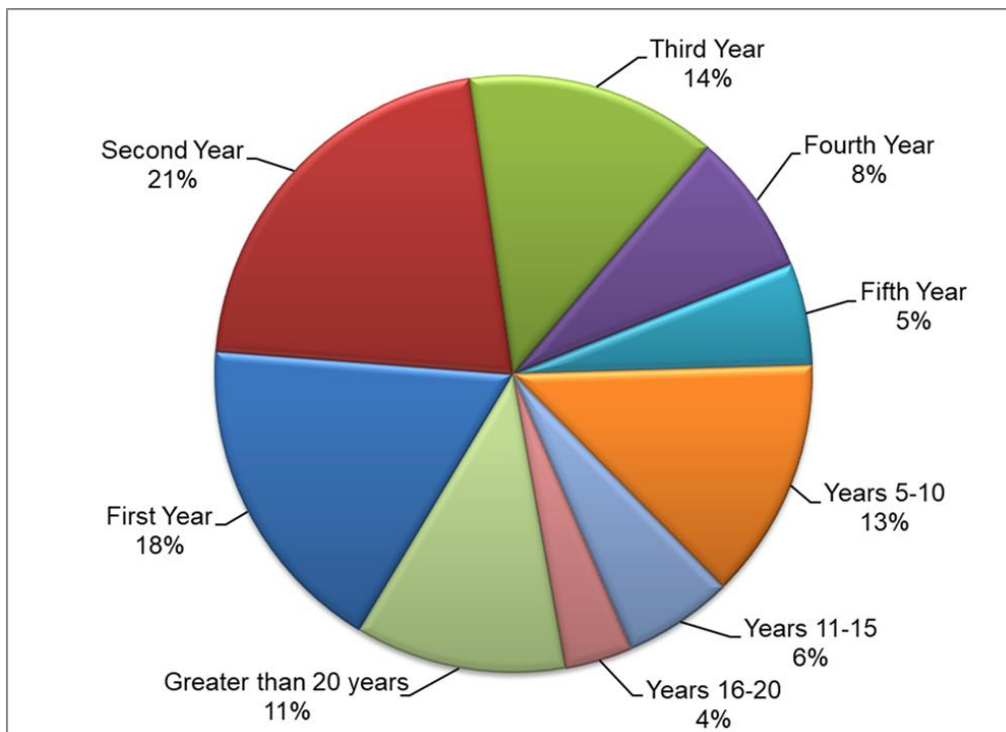
Source: SHARP (FY 2021); Classified data excludes unclassified and all temporary employees. Unclassified data excludes classified and temporary employees who are non-benefit eligible. All data excludes Regents and student employees.

Terminations by Length of Service Fiscal Year 2021

Classified Employees



Unclassified Employees



Source: SHARP (FY 2021); Classified data excludes unclassified and all temporary employees. Unclassified data excludes classified and temporary employees who are non-benefit eligible. All data excludes Regents and student employees.

Appointments by Agency, Classified Employees Fiscal Year 2021

Agy #	Agency Name	Hires	Rehires	Transfers Into Agency	Total Appointments
039	Ks Dept for Aging & Disab Svs	1	1	1	3
046	Kansas Dept of Agriculture	0	0	1	1
083	Kansas Bureau of Investigation	1	0	0	1
177	Ellsworth Correctional Fclty	17	7	9	33
195	El Dorado Correctional Fclty	52	20	6	78
264	Dept of Health & Environment	1	2	0	3
280	Highway Patrol	23	7	0	30
288	Kansas Historical Society	2	0	0	2
296	Department of Labor	43	15	5	63
300	Dept of Commerce	11	7	1	19
313	Hutchinson Correctional Fclty	72	13	4	89
352	Kansas Juvenile Correct. Cmplx	25	7	9	41
363	Kansas Neurological Institute	4	1	0	5
400	Lansing Correctional Facility	43	18	17	78
408	Larned Corr Mental Hlth Fclty	20	10	5	35
410	Larned State Hospital	9	5	0	14
494	Osawatomie State Hospital	2	1	0	3
507	Parsons St Hosp & Trng Center	9	5	0	14
521	Department of Corrections	5	3	7	15
581	Norton Correctional Facility	31	6	3	40
629	Dept for Children and Families	37	12	7	56
660	Topeka Correctional Facility	28	8	7	43
710	KS Wildlife, Parks & Tourism	5	4	0	9
712	Winfield Correctional Facility	3	4	8	15
Total		444	156	90	690

Transfers Into Agency* = Promotions, Demotions, and Transfers into an agency from another agency.

Source: SHARP (FY 2021); Excludes Unclassified, temporary, Regents and student employees. Agencies who do not have Classified employees or did not have appointments will not be shown. FY21 data excludes internal agency transfers, promotions, and demotions.

Appointments by Agency, Unclassified Employees Fiscal Year 2021

Agy #	Agency Name	Hires	Rehires	Transfers Into Agency*	Total Appointments
028	Board of Accountancy	0	1	0	1
034	Adjutant General	24	13	6	43
039	Ks Dept for Aging & Disab Svs	23	11	13	47
046	Kansas Dept of Agriculture	12	13	5	30
058	Kansas Human Rights Commission	0	1	0	1
082	Attorney General	7	8	6	21
083	Kansas Bureau of Investigation	13	5	0	18
094	Bank Commissioner	10	3	1	14
100	Board of Barbering	1	0	0	1
102	Behavioral Sciences Reg Board	0	1	0	1
105	State Board of Healing Arts	3	5	2	10
143	Corporation Commission	8	3	1	12
149	Board of Cosmetology	2	0	0	2
159	Department of Credit Unions	2	0	0	2
173	Department of Administration	24	10	15	49
177	Ellsworth Correctional Fclty	3	1	1	5
178	Office of Adminstratv Hearings	0	1	3	4
195	El Dorado Correctional Fclty	5	0	3	8
204	Board of Mortuary Arts	1	0	0	1
234	Fire Marshal	10	1	2	13
252	Governor	10	11	6	27
264	Dept of Health & Environment	164	89	23	276
270	Hlth Care Stabilization Fund B	1	0	1	2
276	Department of Transportation	218	90	20	328
280	Highway Patrol	14	5	1	20
288	Kansas Historical Society	0	1	0	1
296	Department of Labor	51	37	17	105
300	Dept of Commerce	30	19	14	63
313	Hutchinson Correctional Fclty	5	3	1	9
328	Indigents Defense Svcs St Bd	13	11	1	25
331	Insurance Department	10	6	3	19
335	Office of Info Technology Svs	17	4	4	25
349	Judicial Council	1	0	0	1
352	Kansas Juvenile Correct. Cmplx	3	2	4	9
363	Kansas Neurological Institute	69	22	1	92
365	Ks Pblc Employees Retirmnt Sys	14	7	5	26
373	Kansas State Fair Board	6	3	1	10
400	Lansing Correctional Facility	1	0	1	2
408	Larned Corr Mental Hlth Fclty	8	1	1	10
410	Larned State Hospital	121	60	0	181

**Appointments by Agency, Unclassified Employees
Fiscal Year 2021 (continued)**

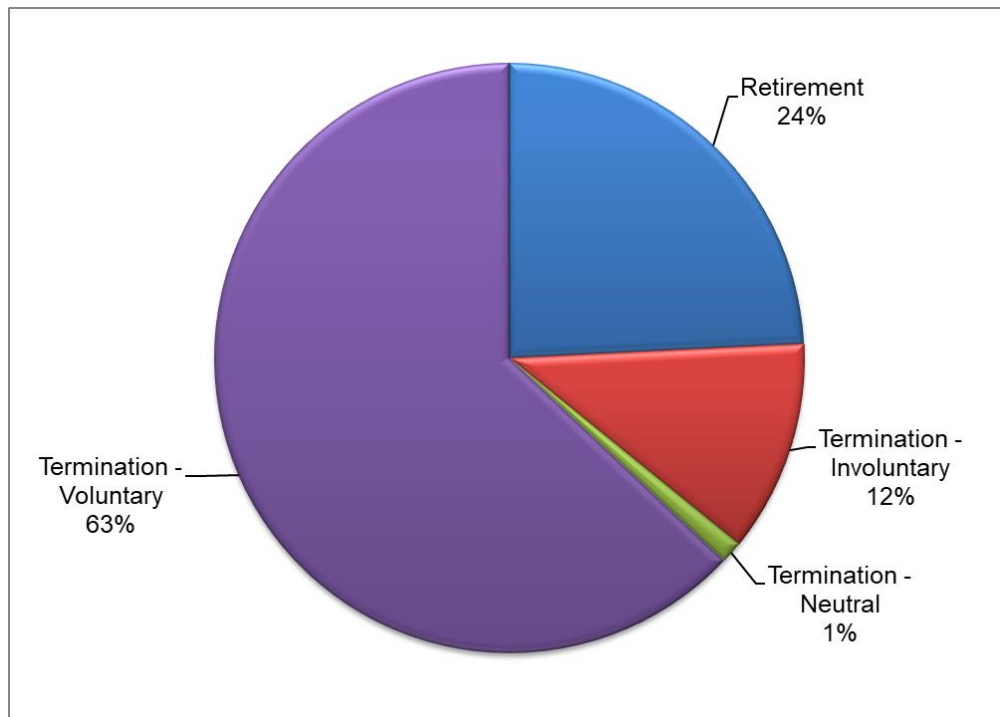
Agy #	Agency Name	Hires	Rehires	Transfers Into Agency*	Total Appointments
422	Legislative Coordinating Cncl	0	0	1	1
425	Legislative Research Dept	7	3	1	11
428	Legislature	3	6	1	10
434	State Library	0	0	1	1
450	The Kansas Lottery	4	2	0	6
482	Board of Nursing	3	0	1	4
494	Osawatomie State Hospital	71	33	0	104
507	Parsons St Hosp & Trng Center	44	32	0	76
521	Department of Corrections	17	19	18	54
522	KS Correctional Industries	4	1	3	8
529	KS Comm Peace Ofcrs Std & Trng	0	1	0	1
531	Board of Pharmacy	1	1	1	3
540	Post Audit Legislative Div	1	0	1	2
549	Real Estate Commission	1	0	0	1
553	Kansas Racing & Gaming Comm	4	4	0	8
561	Board of Regents	2	2	0	4
562	Court of Tax Appeals	0	4	0	4
565	Department of Revenue	75	34	16	125
579	Revisor of Statutes	0	1	1	2
581	Norton Correctional Facility	3	0	1	4
604	School for the Blind	9	2	5	16
610	School for the Deaf	11	8	1	20
622	Secretary of State	1	3	0	4
626	Kansas Sentencing Commission	2	0	0	2
629	Dept for Children and Families	221	165	17	403
652	Department of Education	17	12	9	38
660	Topeka Correctional Facility	4	1	1	6
670	State Treasurer	2	4	7	13
677	Judicial Branch	107	65	4	176
694	Veterans Commission	58	32	0	90
700	Board of Veterinary Examiners	1	1	0	2
709	Kansas Water Office	0	2	1	3
710	KS Wildlife, Parks & Tourism	11	12	0	23
712	Winfield Correctional Facility	3	0	2	5
Total		1591	898	255	2744

Transfers Into Agency* = Promotions, Demotions, and Transfers into an agency from another agency.

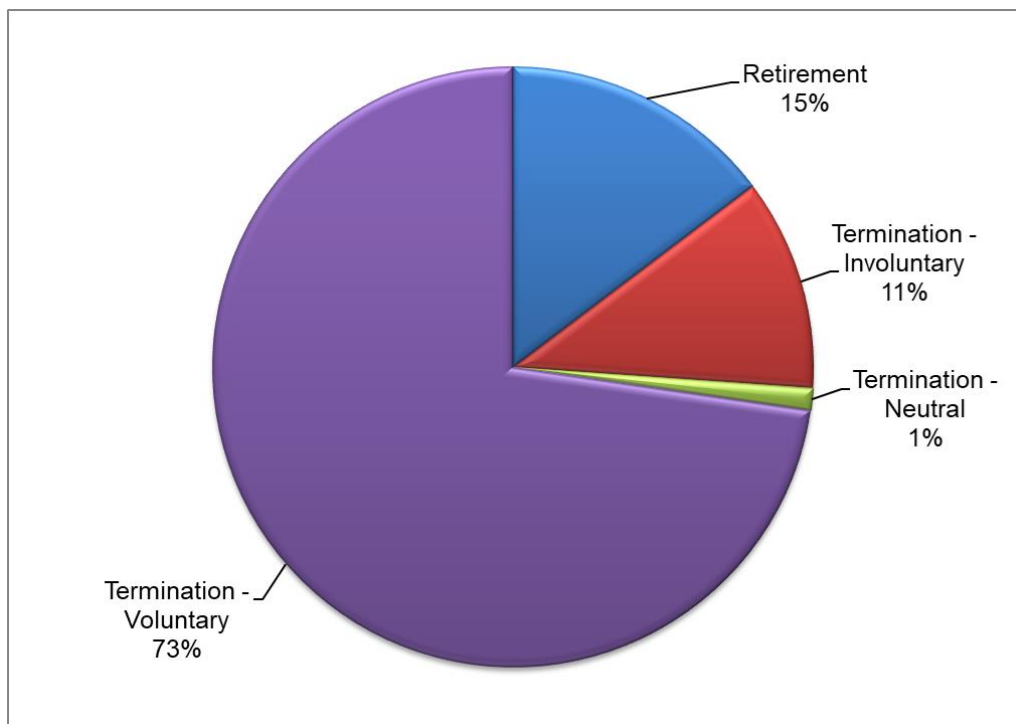
Source: SHARP (FY 2021); Excludes Classified, temporary employees who are non-benefit eligible, Regents and student employees. Agencies who do not have Unclassified employees or did not have appointments will not be shown. FY21 excludes internal agency transfers, promotions, and demotions.

Turnover by Termination Type Fiscal Year 2021

Classified Employees



Unclassified Employees



Source: SHARP (FY 2021); Classified chart excludes unclassified, temporary, Regents, and student employees. Unclassified chart excludes classified, temporary employees who are non-benefit eligible, Regents and student employees excluded from all charts.

Separations by Agency, Classified Employees Fiscal Year 2021

Agy #	Agency Name	Avg # of Employees	Retirements	Terminations			Transfers Out of Agency*	Total Separations
				Involuntary	Neutral	Voluntary		
039	Ks Dept for Aging & Disab Svs	18.5	2	0	0	1	1	4
046	Kansas Dept of Agriculture	18.5	3	0	0	0	0	3
058	Kansas Human Rights Commission	7.5	0	0	0	1	0	1
083	Kansas Bureau of Investigation	135.5	4	0	0	6	0	10
173	Department of Administration	52	3	0	0	1	0	4
177	Ellsworth Correctional Fclty	160.5	6	3	0	40	3	52
195	El Dorado Correctional Fclty	372.5	9	26	2	84	12	133
206	Emergency Medical Services	7.5	0	0	0	0	1	1
234	Fire Marshal	4.5	1	0	0	0	0	1
264	Dept of Health & Environment	119.5	14	0	1	0	1	16
276	Department of Transportation	246.5	28	2	1	6	0	37
280	Highway Patrol	631	20	2	0	45	3	70
288	Kansas Historical Society	47	4	0	0	2	2	8
296	Department of Labor	111.5	5	18	0	18	2	43
300	Dept of Commerce	76	5	0	0	16	4	25
313	Hutchinson Correctional Fclty	383.5	11	19	3	83	11	127
335	Office of Info Technology Serv	10	1	0	0	0	1	2
352	Kansas Juvenile Correct. Cmplx	157.5	3	8	0	41	11	63
363	Kansas Neurological Institute	133.5	4	0	0	13	1	18
373	Kansas State Fair Board	2	2	0	0	0	0	2
400	Lansing Correctional Facility	329.5	14	10	0	67	17	108
408	Larned Corr Mental Hlth Fclty	145.5	5	8	0	31	5	49
410	Larned State Hospital	135.5	6	1	1	12	3	23
482	Board of Nursing	3.5	1	0	0	0	0	1
494	Osawatomie State Hospital	41.5	0	0	0	5	0	5
507	Parsons St Hosp & Trng Center	139.5	11	1	1	13	0	26
521	Department of Corrections	149.5	5	1	1	15	3	25
522	KS Correctional Industries	5	1	0	0	0	0	1
565	Department of Revenue	187.5	11	1	1	8	0	21
581	Norton Correctional Facility	185.5	9	3	1	34	1	48

Separations by Agency, Classified Employees Fiscal Year 2021

Agy #	Agency Name	Avg # of Employees	Retirements	Terminations			Transfers Out of Agency*	Total Separations
				Involuntary	Neutral	Voluntary		
604	School for the Blind	4.5	1	0	0	0	0	1
610	School for the Deaf	12	1	0	0	1	0	2
629	Dept for Children and Families	535.5	36	1	0	21	4	62
652	Department of Education	7	3	0	0	0	0	3
660	Topeka Correctional Facility	187	3	4	0	29	12	48
694	Veterans Commission	79.5	5	1	0	2	0	8
710	KS Wildlife, Parks & Tourism	98	0	0	0	5	1	6
712	Winfield Correctional Facility	140	1	5	0	18	5	29
Total		5,081.0	238	114	12	618	104	1,086

FY 2021 % of Total Separations	24.24%	11.61%	1.22%	62.93%
FY 2020 % of Total Separations	25.53%	13.61%	2.32%	58.54%
FY 2019 % of Total Separations	26.82%	10.90%	1.47%	60.81%
FY 2018 % of Total Separations	25.73%	11.55%	1.28%	61.44%
FY 2017 % of Total Separations	21.93%	11.19%	1.14%	65.74%
FY 2016 % of Total Separations	18.95%	11.90%	1.23%	67.92%
FY 2015 % of Total Separations	20.54%	17.21%	0.89%	61.35%
FY 2014 % of Total Separations	19.37%	16.26%	1.09%	63.28%
FY 2013 % of Total Separations	19.77%	15.12%	1.53%	63.57%
FY 2012 % of Total Separations	39.25%	10.17%	0.69%	49.89%

Transfers Out of Agency* = Promotions, Demotions, and Transfers out of an agency into another agency.
'FY % of Total Separations' statewide percentage calculations do not include Transfers Out of Agency.

Source: SHARP (FY 2012-2021); Excludes unclassified, temporary, and student employees. All historical data in this table has been updated to exclude Regents. Agencies without classified employees are excluded from this table. NOTE: The high percentage of retirements in FY 2012 was due to the Voluntary Retirement Incentive Program (VRIP). Total percent may not be equal to 100% due to rounding.

Separations by Agency, Unclassified Employees Fiscal Year 2021

Agy #	Agency Name	Avg # of Employees	Retirements	Terminations			Transfers Out of Agency*	Total Separations
				Involuntary	Neutral	Voluntary		
034	Adjutant General	261.5	7	1	1	24	3	36
039	Ks Dept for Aging & Disab Svs	207.5	6	6	0	22	7	41
046	Kansas Dept of Agriculture	290	8	2	0	41	2	53
058	Kansas Human Rights Commission	7.5	0	0	0	2	0	2
082	Attorney General	157	6	0	0	14	3	23
083	Kansas Bureau of Investigation	190.5	1	1	1	17	3	23
094	Bank Commissioner	100	1	1	0	10	0	12
100	Board of Barbering	3	0	0	0	1	0	1
102	Behavioral Sciences Reg Board	9	0	0	0	1	0	1
105	State Board of Healing Arts	55	0	0	1	9	2	12
143	Corporation Commission	159.5	5	1	0	5	1	12
149	Board of Cosmetology	12.5	0	1	0	0	0	1
159	Department of Credit Unions	10.5	1	0	0	2	0	3
173	Department of Administration	345	13	2	0	27	12	54
177	Ellsworth Correctional Fclty	38.5	1	0	0	3	0	4
178	Office of Adminstratv Hearings	11.5	0	1	0	2	0	3
195	El Dorado Correctional Fclty	66	2	2	0	8	2	14
204	Board of Mortuary Arts	1	1	0	0	0	0	1
234	Fire Marshal	57	1	1	0	10	3	15
252	Governor	48.5	1	1	0	11	6	19
264	Dept of Health & Environment	1255.5	16	34	5	130	23	208
270	Hlth Care Stabilization Fund B	20	0	0	0	1	1	2
276	Department of Transportation	1864	59	25	4	212	11	311
280	Highway Patrol	122	4	1	0	12	9	26
288	Kansas Historical Society	12.5	0	0	0	1	0	1
296	Department of Labor	298	8	12	0	31	8	59
300	Dept of Commerce	186	5	12	1	16	7	41
313	Hutchinson Correctional Fclty	92.5	3	1	1	8	1	14
328	Indigents Defense Svcs St Bd	162	3	0	1	18	3	25
331	Insurance Department	122.5	1	7	0	12	1	21
335	Office of Info Technology Serv	90.5	3	4	0	8	7	22
349	Judicial Council	5	0	0	0	1	0	1
352	Kansas Juvenile Correct. Cmplx	44.5	2	1	0	5	1	9
363	Kansas Neurological Institute	227.5	3	8	1	101	4	117
365	Ks Pbhc Employees Retirmnt Sys	116	7	1	1	7	2	18
373	Kansas State Fair Board	20	1	1	0	8	0	10
400	Lansing Correctional Facility	35.5	1	0	0	0	1	2
408	Larned Corr Mental Hlth Fclty	30	1	3	0	5	2	11
410	Larned State Hospital	473	3	14	1	169	5	192
422	Legislative Coordinating CncL	8	1	0	0	0	0	1
425	Legislative Research Dept	38	0	0	0	7	0	7
428	Legislature	42	0	1	0	10	2	13
434	State Library	19	0	0	0	1	0	1
450	The Kansas Lottery	83.5	2	0	0	3	2	7
482	Board of Nursing	18.5	0	1	0	2	0	3
494	Osawatomie State Hospital	332.5	8	16	0	110	2	136
507	Parsons St Hosp & Trng Center	288.5	7	9	3	78	2	99
521	Department of Corrections	263	5	3	0	24	15	47
522	KS Correctional Industries	47.5	2	2	0	5	3	12
531	Board of Pharmacy	13.5	0	0	0	1	1	2

Separations by Agency, Unclassified Employees Fiscal Year 2021 (continued)

Agy #	Agency Name	Avg # of Employees	Retirements	Terminations			Transfers Out of Agency*	Total Separations
				Involuntary	Neutral	Voluntary		
540	Post Audit Legislative Div	26.5	0	1	0	0	0	1
549	Real Estate Commission	11.5	1	0	0	0	1	2
553	Kansas Racing & Gaming Comm	77.5	1	0	0	6	2	9
561	Board of Regents	56.5	0	0	0	3	0	3
562	Board of Tax Appeals	11.5	2	0	0	0	0	2
565	Department of Revenue	837.5	13	10	0	71	12	106
579	Revisor of Statutes	30.5	2	1	0	0	0	3
581	Norton Correctional Facility	44.5	2	2	0	5	1	10
604	School for the Blind	65.5	4	1	0	4	0	9
610	School for the Deaf	116	4	1	1	14	1	21
622	Secretary of State	35.5	0	0	0	4	1	5
626	Kansas Sentencing Commission	13	1	0	0	1	0	2
629	Dept for Children and Families	1687.5	21	44	1	251	22	339
652	Department of Education	228.5	9	3	1	15	5	33
660	Topeka Correctional Facility	50	3	1	1	6	6	17
670	State Treasurer	33	1	0	0	8	2	11
677	Judicial Branch	1763.5	86	28	3	110	5	232
694	Veterans Commission	183	1	9	0	82	1	93
700	Board of Veterinary Examiners	4.5	0	1	0	0	0	1
709	Kansas Water Office	16.5	0	0	0	3	1	4
710	KS Wildlife, Parks & Tourism	333	11	2	1	9	11	34
712	Winfield Correctional Facility	45.5	0	0	1	2	3	6
Total		14,033.0	361	280	30	1,789	231	2,691

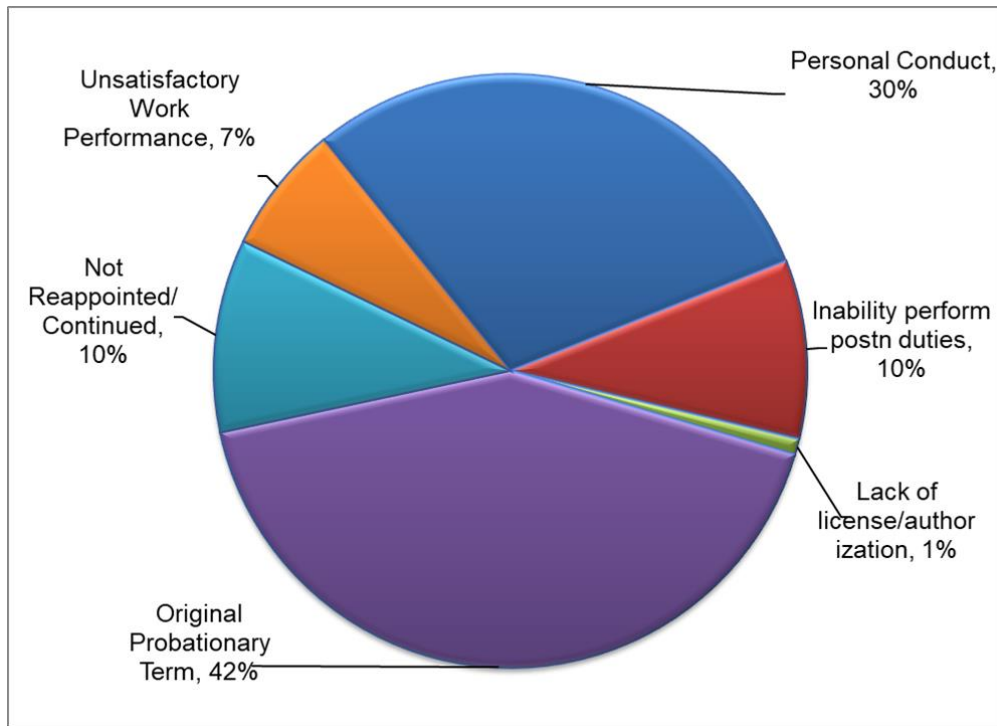
FY 2021 % of Total Separations	14.67%	11.38%	1.22%	72.72%
FY 2020 % of Total Separations	13.83%	15.06%	0.82%	70.29%
FY 2019 % of Total Separations	12.72%	18.34%	0.79%	68.15%
FY 2018 % of Total Separations	13.83%	15.97%	0.73%	69.47%
FY 2017 % of Total Separations	13.94%	16.15%	0.64%	69.27%
FY 2016 % of Total Separations	17.66%	14.63%	0.71%	66.99%
FY 2015 % of Total Separations	23.42%	17.79%	1.69%	57.09%
FY 2014 % of Total Separations	16.15%	24.68%	1.16%	58.01%
FY 2013 % of Total Separations	18.76%	17.35%	0.71%	63.19%
FY 2012 % of Total Separations	20.72%	21.01%	1.16%	57.10%

Transfers Out of Agency* = Promotions, Demotions, and Transfers out of an agency into another agency.
'FY % of Total Separations' statewide percentage calculations do not include Transfers Out of Agency.

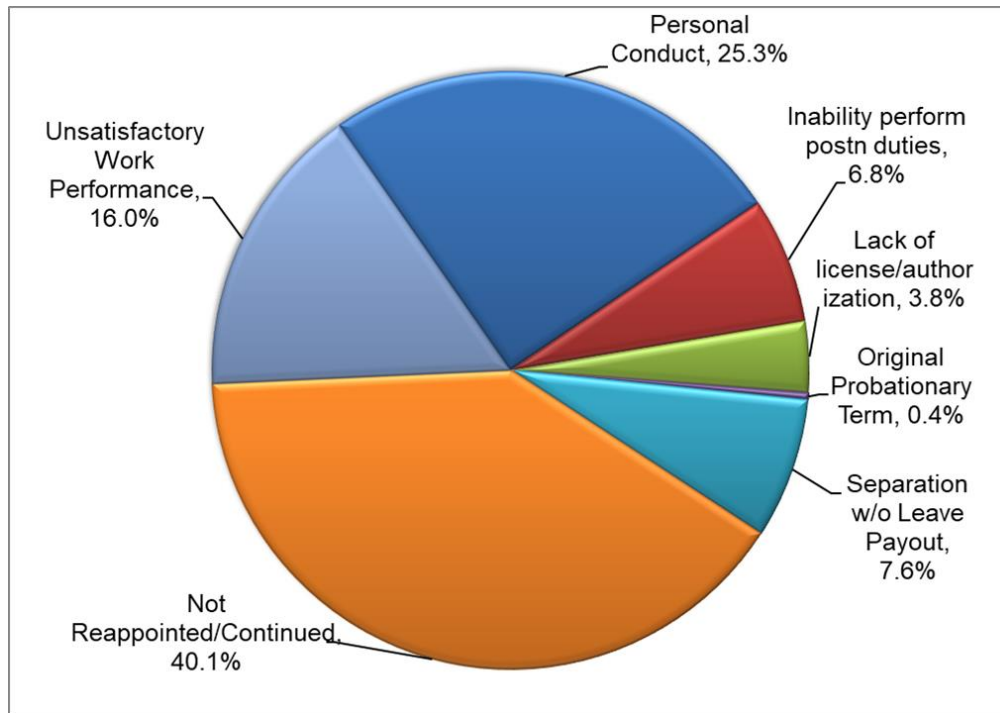
Source: SHARP (FY 2012-2021); Excludes Classified, temporary employees who are non-benefit eligible, Regents and student employees. All historical data in this table has been updated to exclude Regents. Agencies who do not have Unclassified employees will not be shown. Total percent may not be equal to 100% due to rounding.

Involuntary Turnover by Reason Fiscal Year 2021

Classified Employees



Unclassified Employees



Source: SHARP (FY 2021); Classified chart excludes unclassified, temporary, Regents, and student employees. Unclassified chart excludes classified, temporary employees who are non-benefit eligible, Regents and student employees excluded from all charts.

Agency with Less Than 10% Turnover Fiscal Year 2021

Classified Employees

Agy #	Agency Name	Avg # Employees	Turnover
710	KS Wildlife, Parks & Tourism	98	5.10%
083	Kansas Bureau of Investigation	135.5	7.38%
173	Department of Administration	52	7.69%

Agencies where Avg # of Employees was greater than 50 classified employees.

Unclassified Employees

Agy #	Agency Name	Avg # Employees	Turnover
561	Board of Regents	56.5	5.31%
450	The Kansas Lottery	83.5	5.99%
143	Corporation Commission	159.5	6.90%
710	KS Wildlife, Parks & Tourism	333	6.91%
553	Kansas Racing & Gaming Comm	77.5	9.03%

Agencies where Avg # of Employees was greater than 50 classified employees.

Source: SHARP (FY 2021); Classified table excludes unclassified, temporary, Regents, and student employees. Unclassified table excludes classified, temporary employees who are non-benefit eligible, Regents and student employees excluded from all charts.

Turnover by Agency, Classified Employees Fiscal Year 2012-2021

Agy #	Agency Name	Avg # Ees FY 2021	Turnover Rate									
			FY 2021	FY 2020	FY 2019	FY 2018	FY 2017	FY 2016	FY 2015	FY 2014	FY 2013	FY 2012
028	Accountancy, Board of	N/A	N/A	N/A	N/A	N/A	N/A	N/A	N/A	N/A	0.00%	0.00%
034	Adjutant General	4	0.00%	22.22%	28.57%	0.00%	6.67%	9.30%	4.10%	7.02%	9.38%	8.70%
039	Aging & Disability Services, KS Dept of	18.5	16.22%	25.53%	28.57%	5.13%	16.42%	33.79%	11.70%	17.91%	25.69%	17.29%
046	Agriculture, KS Department of	18.5	16.22%	18.60%	8.16%	18.75%	9.52%	8.45%	12.90%	17.66%	9.90%	11.76%
058	Human Rights Commission, Kansas	7.5	13.33%	0.00%	0.00%	10.00%	6.67%	6.90%	12.90%	5.71%	5.13%	4.88%
083	Bureau of Investigation, Kansas	135.5	7.38%	3.42%	9.36%	11.11%	6.88%	10.50%	10.40%	8.09%	8.22%	8.24%
094	Bank Commissioner	N/A	N/A	N/A	N/A	N/A	N/A	100.00%	0.00%	42.86%	14.46%	14.67%
100	Barbering, Board of	N/A	N/A	N/A	N/A	N/A	N/A	N/A	N/A	0.00%	0.00%	0.00%
102	Behavioral Sciences Reg Board	N/A	N/A	N/A	N/A	100.00%	0.00%	0.00%	0.00%	0.00%	33.33%	0.00%
105	Healing Arts, State Board of	N/A	N/A	100.00%	0.00%	0.00%	33.33%	5.41%	3.00%	6.15%	12.50%	3.17%
143	Corporation Commission	2	0.00%	40.00%	28.57%	60.00%	0.00%	2.00%	6.00%	7.93%	4.86%	7.72%
149	Cosmetology, Board of	1	0.00%	66.67%	0.00%	0.00%	0.00%	16.67%	11.80%	21.05%	20.00%	10.00%
159	Credit Unions, Dept of	N/A	N/A	N/A	N/A	N/A	N/A	N/A	0.00%	0.00%	16.67%	27.27%
167	Dental Board	N/A	N/A	200.00%	0.00%	0.00%	0.00%	0.00%	0.00%	0.00%	0.00%	0.00%
173	Administration, Dept of	52	7.69%	10.26%	16.78%	17.48%	16.78%	16.59%	8.20%	8.07%	10.05%	10.50%
177	Ellsworth Correctional Facility	160.5	30.53%	24.93%	19.64%	35.65%	24.94%	28.22%	24.20%	25.96%	26.25%	21.80%
178	Adminstrative Hearings, Office of	N/A	N/A	N/A	N/A	N/A	200.0%	0.00%	0.00%	18.18%	0.00%	13.33%
195	El Dorado Correctional Facility	372.5	32.48%	28.07%	34.30%	44.70%	43.21%	27.42%	30.00%	23.93%	16.20%	19.03%
204	Mortuary Arts, Board of	2	0.00%	0.00%	0.00%	0.00%	0.00%	0.00%	0.00%	50.00%	0.00%	50.00%
206	Emergency Medical Services	7.5	0.00%	12.50%	0.00%	26.67%	28.57%	21.05%	18.20%	17.39%	7.69%	0.00%
234	Fire Marshal	4.5	22.22%	0.00%	0.00%	14.29%	0.00%	5.56%	15.90%	18.67%	15.38%	20.25%
264	Health & Environment, Dept of	119.5	12.55%	5.69%	6.04%	11.66%	10.39%	18.38%	11.80%	9.85%	7.41%	12.40%
270	Health Care Stabilization Fnd Brd	N/A	N/A	200.00%	0.00%	0.00%	0.00%	0.00%	0.00%	0.00%	0.00%	0.00%
276	Transportation, Dept of	246.5	15.01%	7.38%	9.69%	13.30%	13.93%	16.59%	14.10%	11.41%	13.03%	13.96%
280	Highway Patrol, Kansas	631	10.62%	9.79%	8.00%	8.41%	7.24%	6.38%	9.40%	8.90%	6.13%	7.99%
288	Historical Society, Kansas	47	12.77%	15.53%	11.54%	9.52%	10.91%	11.86%	16.80%	5.63%	10.53%	13.33%
296	Labor, Department of	111.5	36.77%	16.04%	10.60%	14.36%	14.5%	12.86%	10.90%	6.09%	9.24%	30.87%
300	Commerce, Department of	76	27.63%	18.71%	14.44%	21.28%	27.55%	24.43%	21.50%	11.76%	22.01%	21.28%
313	Hutchinson Correctional Facility	383.5	30.25%	29.90%	25.14%	38.95%	26.39%	31.38%	28.10%	28.33%	22.08%	23.16%
328	Indigents Defense Svcs St Bd	17	0.00%	16.22%	9.52%	N/A	14.04%	16.67%	9.30%	5.26%	5.08%	6.72%
331	Insurance Department	1	0.00%	0.00%	0.00%	8.70%	0.00%	0.00%	40.00%	0.00%	0.00%	63.64%
335	Information Tech Svs, Office of	10	10.00%	0.00%	0.00%	0.00%	N/A	N/A	N/A	N/A	N/A	N/A
350	Juvenile Justice Authority	N/A	N/A	N/A	N/A	0.00%	N/A	N/A	N/A	N/A	0.00%	12.12%
352	Juvenile Corr Complex, Kansas	157.5	33.02%	35.47%	25.61%	20.81%	30.40%	28.29%	23.30%	23.06%	26.21%	27.84%
363	Neurological Institute, Kansas	133.5	12.73%	16.82%	16.79%	20.23%	21.21%	22.96%	17.00%	20.51%	14.41%	25.64%
365	Public Employees Retirement Sys, KS	N/A	N/A	N/A	N/A	0.00%	133.33%	21.05%	10.90%	6.62%	7.04%	12.03%
373	Fair Board, Kansas State	2	100.00%	0.00%	44.44%	0.00%	20.0%	5.71%	16.70%	12.50%	4.26%	8.89%
400	Lansing Correctional Facility	329.5	27.62%	31.07%	28.74%	33.44%	35.91%	33.22%	24.10%	18.61%	15.08%	18.88%
408	Larned Corr Mental Hlth Facility	145.5	30.24%	22.60%	20.74%	32.87%	24.62%	30.40%	26.06%	23.42%	22.49%	26.97%
410	Larned State Hospital	135.5	14.76%	13.68%	16.67%	23.24%	17.32%	35.30%	34.78%	28.39%	30.82%	22.24%

Turnover by Agency, Classified Employees Fiscal Year 2012-2021 (continued)

Agy #	Agency Name	Avg # Ees FY 2021	Turnover Rate									
			FY 2021	FY 2020	FY 2019	FY 2018	FY 2017	FY 2016	FY 2015	FY 2014	FY 2013	FY 2012
412	Larned Juvenile Corr Facility	N/A	N/A	N/A	N/A	N/A	79.65%	26.90%	32.00%	19.51%	24.89%	26.56%
434	Library, State	7	0.00%	13.33%	11.76%	0.00%	8.00%	18.80%	5.13%	5.13%	16.55%	5.13%
450	Lottery, The Kansas	1	0.00%	0.00%	0.00%	0.00%	0.00%	0.00%	10.00%	9.23%	12.35%	0.00%
482	Nursing, Board of	3.5	28.57%	0.00%	50.00%	11.11%	16.00%	4.80%	9.76%	0.00%	11.11%	5.41%
488	Optometry Board of Examiners	0.5	0.00%	0.00%	0.00%	0.00%	0.00%	0.00%	0.00%	0.00%	0.00%	0.00%
494	Osawatomie State Hospital	41.5	12.05%	16.49%	17.19%	21.32%	25.57%	41.90%	29.87%	19.84%	25.96%	18.96%
507	Parsons St Hosp & Trng Center	139.5	18.64%	16.46%	12.35%	16.80%	15.03%	16.70%	18.12%	12.93%	16.10%	10.43%
521	Corrections, Department of	149.5	14.72%	13.71%	13.25%	15.07%	18.52%	13.10%	12.96%	10.73%	13.06%	10.33%
522	Correctional Industries, KS	5	20.00%	0.00%	14.29%	20.00%	12.77%	11.80%	N/A	N/A	N/A	N/A
531	Pharmacy, Board of	2	0.00%	0.00%	0.00%	0.00%	0.00%	22.20%	0.00%	18.18%	0.00%	0.00%
543	Real Estate Appraisal Board	N/A	N/A	N/A	N/A	N/A	N/A	0.00%	0.00%	0.00%	0.00%	0.00%
549	Real Estate Commission	N/A	N/A	N/A	N/A	N/A	N/A	25.00%	18.18%	14.29%	11.76%	11.11%
553	Racing & Gaming Comm, Kansas	6	0.00%	0.00%	N/A	0.00%	11.76%	7.70%	13.21%	10.71%	8.42%	13.51%
555	Rainbow Mental Health Facility	N/A	N/A	N/A	N/A	N/A	N/A	N/A	123.08%	58.16%	39.53%	43.35%
561	Regents, Board of	N/A	N/A	N/A	N/A	N/A	0.00%	0.00%	22.22%	0.00%	13.33%	30.00%
562	Tax Appeals, Court of	0.5	0.00%	66.67%	N/A	0.00%	44.44%	13.30%	0.00%	0.00%	8.00%	0.00%
565	Revenue, Department of	187.5	11.20%	8.26%	16.58%	14.53%	10.10%	8.10%	8.71%	9.26%	14.31%	7.22%
581	Norton Correctional Facility	185.5	25.34%	26.15%	21.71%	27.14%	23.85%	23.20%	16.36%	18.44%	16.63%	13.33%
604	Blind, School for the	4.5	22.22%	18.18%	0.00%	37.50%	8.70%	13.80%	38.71%	33.33%	10.00%	5.00%
610	Deaf, School for the	12	16.67%	7.41%	19.35%	5.41%	4.88%	21.40%	14.04%	16.39%	11.27%	13.51%
625	Securities Comm of Kansas	N/A	N/A	N/A	N/A	N/A	N/A	0.00%	0.00%	38.10%	0.00%	36.36%
629	Children and Families, Dept for	535.5	10.83%	10.57%	11.93%	12.78%	13.01%	17.20%	18.85%	14.24%	18.37%	10.04%
652	Education, Department of	7	42.86%	10.00%	8.70%	20.51%	9.59%	11.10%	8.87%	14.12%	11.15%	11.39%
660	Topeka Correctional Facility	187	19.25%	20.00%	22.71%	30.93%	27.69%	20.70%	19.27%	15.63%	18.44%	18.82%
663	Technical Professions St Bd	N/A	N/A	N/A	N/A	N/A	N/A	200.00%	33.33%	0.00%	0.00%	0.00%
670	State Treasurer	1	0.00%	0.00%	0.00%	0.00%	0.00%	40.00%	0.00%	22.22%	0.00%	0.00%
671	Pooled Money Investment Board	1	0.00%	0.00%	0.00%	0.00%	0.00%	0.00%	50.00%	0.00%	0.00%	25.00%
694	Veterans Commission	79.5	10.06%	14.05%	22.50%	38.26%	46.06%	23.90%	22.61%	22.41%	18.98%	20.59%
709	Water Office, Kansas	N/A	N/A	200.00%	0.00%	0.00%	0.00%	8.30%	7.69%	7.69%	20.63%	12.12%
710	Wildlife, Parks & Tourism, KS	98	5.10%	5.13%	7.22%	6.38%	7.52%	8.00%	6.53%	7.98%	10.46%	8.02%
712	Winfield Correctional Facility	140	17.14%	9.62%	18.31%	19.17%	19.94%	17.10%	20.57%	13.65%	16.84%	12.34%
Statewide		5,127	19.15%	17.12%	16.84%	20.46%	19.24%	20.04%	16.63%	16.75%	14.48%	17.13%

Source: SHARP (FY 2012-2021); Excludes unclassified, temporary, Regents and student employees. All historical data in this chart has been updated to exclude Regents. Agencies marked "N/A" have no classified employees or the agency has been abolished. Agencies without classified employees for the time frame shown are not included in the table.

Turnover by Agency, Unclassified Employees Fiscal Year 2012-2021

Agy #	Agency Name	Avg # Ees FY 2021	Turnover Rate									
			FY 2021	FY 2020	FY 2019	FY 2018	FY 2017	FY 2016	FY 2015	FY 2014	FY 2013	FY 2012
028	Board of Accountancy	2.5	0.00%	50.00%	0.00%	0.00%	100.00%	40.00%	40.00%	0.00%	33.33%	0.00%
034	Adjutant General	261.5	12.62%	17.66%	16.67%	12.92%	18.43%	25.78%	26.45%	46.95%	13.16%	17.14%
039	Ks Dept for Aging & Disab Svs	207.5	16.39%	19.86%	26.32%	25.62%	24.93%	24.11%	14.22%	15.69%	14.58%	15.87%
046	Kansas Dept of Agriculture	290	17.59%	8.87%	18.47%	11.41%	14.34%	14.49%	17.07%	14.48%	12.90%	13.45%
058	Kansas Human Rights Commission	7.5	26.67%	0.00%	18.18%	75.00%	33.33%	0.00%	66.67%	66.67%	0.00%	66.67%
082	Attorney General	157	12.74%	6.56%	20.35%	13.33%	14.40%	17.43%	15.77%	14.17%	10.57%	14.81%
083	Kansas Bureau of Investigation	190.5	10.50%	6.25%	8.00%	12.30%	9.09%	13.84%	11.76%	7.25%	6.49%	14.38%
094	Bank Commissioner	100	12.00%	10.47%	19.35%	16.58%	6.00%	14.1%	11.17%	8.47%	5.17%	4.26%
100	Board of Barbering	3	33.33%	33.33%	0.00%	0.00%	0.00%	0.00%	40.00%	0.00%	0.00%	0.00%
102	Behavioral Sciences Reg Board	9	11.11%	22.22%	0.00%	0.00%	15.38%	0.00%	0.00%	0.00%	18.18%	0.00%
105	State Board of Healing Arts	55	18.18%	16.22%	26.67%	27.18%	14.14%	6.06%	12.12%	7.41%	8.00%	24.00%
122	Citizens Utility Ratepayer Bd	7	0.00%	0.00%	42.86%	0.00%	0.00%	60.00%	0.00%	18.18%	0.00%	18.18%
143	Corporation Commission	159.5	6.90%	14.51%	11.91%	16.12%	8.62%	12.50%	13.33%	26.90%	18.60%	28.07%
149	Board of Cosmetology	12.5	8.00%	8.70%	18.18%	17.39%	21.05%	46.15%	0.00%	28.57%	0.00%	0.00%
159	Department of Credit Unions	10.5	28.57%	31.58%	73.68%	9.52%	31.58%	10.53%	57.14%	0.00%	0.00%	0.00%
167	Dental Board	2	0.00%	0.00%	0.00%	0.00%	0.00%	0.00%	0.00%	0.00%	0.00%	100.00%
173	Department of Administration	345	12.17%	7.58%	14.03%	15.41%	11.42%	11.39%	9.05%	6.87%	13.56%	19.16%
177	Ellsworth Correctional Fclty	38.5	10.39%	16.22%	20.90%	17.86%	0.00%	0.0%	0.00%	66.67%	0.00%	0.00%
178	Office of Adminstratv Hearings	11.5	26.09%	9.52%	30.00%	28.57%	42.11%	0.00%	0.00%	0.00%	0.00%	0.00%
195	El Dorado Correctional Fclty	66	18.18%	19.12%	22.40%	20.51%	9.20%	5.88%	0.00%	0.00%	25.00%	0.00%
204	Board of Mortuary Arts	1	100.00%	0.00%	0.00%	0.00%	0.00%	0.00%	0.00%	0.00%	0.00%	0.00%
206	Emergency Medical Services	5	0.00%	0.00%	0.00%	22.22%	0.00%	0.00%	0.00%	100.00%	0.00%	0.00%
234	Fire Marshal	57	21.05%	10.91%	13.33%	10.00%	12.24%	20.78%	17.78%	30.77%	18.18%	0.00%
247	KS Gvmtl Ethics Commission	8	0.00%	0.00%	0.00%	25.00%	12.50%	12.50%	0.00%	25.00%	12.50%	13.33%
252	Governor	48.5	26.80%	14.81%	98.67%	37.84%	19.44%	8.45%	17.91%	14.71%	13.89%	18.42%
264	Dept of Health & Environment	1255.5	14.74%	14.14%	14.87%	12.73%	15.82%	17.65%	15.02%	14.11%	13.54%	18.08%
270	Hlth Care Stabilization Fund B	20	5.00%	0.00%	16.67%	11.11%	0.00%	5.56%	12.12%	0.00%	0.00%	0.00%
276	Department of Transportation	1864	16.09%	15.17%	18.69%	20.52%	20.95%	16.6%	9.72%	9.63%	18.02%	7.21%
280	Highway Patrol	122	13.93%	6.93%	15.71%	17.22%	23.81%	13.68%	17.31%	6.74%	12.66%	20.78%
288	Kansas Historical Society	12.5	8.00%	8.33%	8.33%	0.00%	0.00%	18.18%	20.00%	0.00%	0.00%	0.00%
296	Department of Labor	298	17.11%	11.81%	17.41%	17.00%	16.76%	13.01%	16.94%	14.92%	20.63%	28.39%
300	Dept of Commerce	186	18.28%	13.02%	14.60%	15.65%	20.00%	18.87%	20.43%	15.17%	28.24%	15.60%
313	Hutchinson Correctional Fclty	92.5	14.05%	10.87%	13.58%	10.81%	5.66%	0.00%	0.00%	0.00%	22.22%	0.00%
328	Indigents Defense Svcs St Bd	162	13.58%	13.55%	17.69%	19.59%	12.41%	18.33%	19.18%	13.57%	13.51%	14.41%
331	Insurance Department	122.5	16.33%	9.84%	25.73%	11.48%	9.78%	11.88%	29.91%	13.97%	5.26%	6.36%
335	Office of Info Technology Svs	90.5	16.57%	21.56%	17.39%	0.00%	N/A	N/A	N/A	N/A	N/A	N/A
349	Judicial Council	5	20.00%	0.00%	0.00%	22.22%	0.00%	20.00%	20.00%	0.00%	25.00%	0.00%
350	Juvenile Justice Authority	44.5	17.98%	17.20%	N/A	N/A	N/A	N/A	N/A	N/A	47.62%	34.78%
352	Kansas Juvenile Correct. Cmplx	N/A	N/A	N/A	11.63%	29.41%	12.24%	0.00%	26.67%	42.11%	27.27%	50.00%
363	Kansas Neurological Institute	227.5	49.67%	42.61%	53.00%	45.64%	65.36%	35.29%	0.00%	46.15%	15.38%	0.00%
365	Ks Pblc Employees Retirmnt Sys	116	13.79%	8.00%	9.91%	12.73%	4.67%	5.85%	17.02%	0.00%	15.79%	17.65%
373	Kansas State Fair Board	20	50.00%	14.29%	20.51%	32.26%	7.14%	26.67%	0.00%	0.00%	0.00%	0.00%
400	Lansing Correctional Facility	35.5	2.82%	43.18%	24.35%	26.98%	18.02%	3.77%	18.18%	22.22%	28.57%	0.00%
408	Larned Corr Mental Hlth Fclty	30	30.00%	13.56%	7.27%	12.50%	20.00%	0.00%	40.00%	0.00%	0.00%	0.00%
410	Larned State Hospital	473	39.53%	35.36%	40.58%	38.48%	43.01%	29.20%	39.62%	36.36%	56.82%	44.16%
412	Larned Juvenile Corr Fac	N/A	N/A	N/A	N/A	N/A	57.14%	15.38%	0.00%	0.00%	33.33%	9.52%
422	Legislative Coordinating Cncl	8	12.50%	0.00%	12.50%	0.00%	13.33%	13.33%	12.50%	25.00%	12.50%	31.58%
425	Legislative Research Dept	38	18.42%	22.54%	16.22%	12.66%	7.59%	12.35%	14.46%	12.35%	23.81%	9.30%

Turnover by Agency, Unclassified Employees Fiscal Year 2012-2021 (continued)

Agy #	Agency Name	Avg # Ees FY 2021	Turnover Rate									
			FY 2021	FY 2020	FY 2019	FY 2018	FY 2017	FY 2016	FY 2015	FY 2014	FY 2013	FY 2012
428	Legislature	42	26.19%	11.76%	12.20%	12.20%	26.97%	10.87%	11.70%	5.24%	38.14%	7.54%
434	State Library	19	5.26%	5.56%	11.43%	12.12%	13.33%	46.67%	0.00%	10.00%	10.53%	52.63%
446	Lieutenant Governor	N/A	N/A	N/A	N/A	N/A	N/A	N/A	N/A	N/A	0.00%	0.00%
450	The Kansas Lottery	83.5	5.99%	4.79%	19.51%	12.27%	7.32%	7.64%	6.76%	11.57%	10.10%	12.05%
482	Board of Nursing	18.5	16.22%	27.03%	17.65%	21.43%	17.39%	50.00%	0.00%	28.57%	0.00%	25.00%
488	Optometry Board of Examiners	0.5	0.00%	N/A	N/A	N/A	N/A	N/A	N/A	0.00%	0.00%	200.00%
494	Osawatomie State Hospital	332.5	40.30%	43.30%	51.17%	63.19%	68.68%	18.6%	45.45%	32.73%	16.33%	30.43%
507	Parsons St Hosp & Trng Center	288.5	33.62%	25.65%	26.67%	32.36%	38.89%	18.39%	18.18%	0.00%	16.67%	0.00%
521	Department of Corrections	263	12.17%	10.02%	13.46%	14.00%	16.67%	15.12%	11.58%	10.88%	14.57%	25.87%
522	KS Correctional Industries	47.5	18.95%	12.24%	12.77%	13.95%	3.57%	27.59%	9.09%	20.00%	0.00%	0.00%
529	KS Comm Peace Ofcrs Std & Trng	5.5	0.00%	0.00%	0.00%	0.00%	44.44%	0.00%	20.00%	0.00%	0.00%	18.18%
531	Board of Pharmacy	13.5	7.41%	16.67%	18.18%	10.53%	0.00%	36.36%	20.00%	25.00%	28.57%	0.00%
540	Post Audit Legislative Div	26.5	3.77%	12.00%	22.22%	13.33%	17.02%	17.39%	18.18%	13.95%	9.52%	18.60%
543	Real Estate Appraisal Board	2	0.00%	0.00%	50.00%	0.00%	0.00%	0.00%	0.00%	0.00%	0.00%	0.00%
549	Real Estate Commission	11.5	8.70%	16.00%	0.00%	0.00%	19.05%	0.00%	20.00%	28.57%	33.33%	0.00%
553	Kansas Racing & Gaming Comm	77.5	9.03%	10.19%	11.18%	2.52%	8.39%	4.40%	3.92%	15.69%	19.23%	22.22%
555	Rainbow Mental Health Facility	N/A	N/A	N/A	N/A	N/A	N/A	N/A	N/A	66.67%	66.67%	33.33%
561	Board of Regents	56.5	5.31%	9.01%	7.21%	14.29%	12.39%	14.04%	10.71%	11.32%	15.09%	32.14%
562	Court of Tax Appeals	11.5	17.39%	34.78%	0.00%	0.00%	0.00%	0.00%	13.33%	13.33%	23.53%	20.00%
565	Department of Revenue	837.5	11.22%	9.87%	17.57%	12.84%	13.66%	13.66%	12.22%	8.53%	12.74%	9.52%
579	Revisor of Statutes	30.5	9.84%	6.45%	6.56%	3.33%	3.45%	7.02%	6.78%	7.02%	7.27%	10.71%
581	Norton Correctional Facility	44.5	20.22%	13.48%	12.35%	26.09%	21.82%	0.00%	0.00%	0.00%	0.00%	0.00%
604	School for the Blind	65.5	13.74%	8.62%	12.24%	22.22%	17.02%	23.53%	17.14%	11.11%	5.50%	14.41%
610	School for the Deaf	116	17.24%	9.73%	12.79%	16.82%	15.31%	21.28%	16.57%	13.68%	12.44%	12.50%
622	Secretary of State	35.5	11.27%	2.90%	43.48%	23.68%	10.00%	14.81%	11.63%	11.76%	14.29%	15.73%
625	Securities Comm, Office of the	N/A	N/A	N/A	N/A	N/A	41.67%	23.26%	0.00%	0.00%	37.04%	33.33%
626	Kansas Sentencing Commission	13	15.38%	7.69%	24.00%	24.00%	14.81%	0.0%	9.09%	0.00%	0.00%	10.00%
629	Dept for Children and Families	1687.5	18.79%	21.07%	24.92%	21.04%	15.72%	13.33%	16.12%	16.00%	10.86%	37.35%
652	Department of Education	228.5	12.25%	8.05%	10.36%	7.31%	5.64%	9.64%	17.32%	16.17%	16.19%	17.46%
660	Topeka Correctional Facility	50	22.00%	15.09%	15.38%	12.63%	9.88%	0.00%	13.33%	13.33%	0.00%	25.00%
663	Technical Professions St Bd	4	0.00%	25.00%	100.00%	44.44%	0.00%	44.44%	0.00%	50.00%	0.00%	0.00%
670	State Treasurer	33	27.27%	6.25%	3.03%	8.57%	8.11%	5.48%	8.22%	5.80%	23.53%	11.43%
671	Pooled Money Investment Board	4	0.00%	0.00%	0.00%	25.00%	0.00%	0.00%	0.00%	0.00%	0.00%	66.67%
677	Judicial Branch	1763.5	12.87%	11.02%	12.58%	15.07%	11.87%	11.10%	9.99%	8.26%	9.32%	7.21%
694	Veterans Commission	183	50.27%	55.03%	52.99%	39.10%	42.50%	22.58%	42.11%	19.05%	20.00%	20.00%
700	Board of Veterinary Examiners	4.5	22.22%	50.00%	0.00%	25.00%	0.00%	0.00%	N/A	0.00%	40.00%	0.00%
709	Kansas Water Office	16.5	18.18%	11.76%	23.53%	12.50%	18.75%	18.2%	0.00%	0.00%	0.00%	0.00%
710	KS Wildlife, Parks & Tourism	333	6.91%	7.75%	5.92%	8.48%	5.68%	4.04%	13.86%	11.11%	14.63%	12.35%
712	Winfield Correctional Facility	45.5	6.59%	10.87%	14.12%	5.63%	12.77%	0.00%	28.57%	0.00%	0.00%	0.00%
Statewide		14,074	17.48%	16.19%	19.95%	19.01%	17.26%	14.39%	13.74%	13.52%	13.66%	13.82%

Source: SHARP (FY 2012-2021); Includes unclassified regular and unclassified temporary, benefit eligible employees. Excludes classified, Regents, and student employees. All historical data in this chart has been updated to exclude Regents. Agencies marked “N/A” had no unclassified employees that fiscal year or the agency has been abolished.

Job Titles with 20% or Higher Turnover Rates FY 2021

Classified Job Titles

Job Code	Job Title	Avg # Employees	Turnover
8109L1	Corrections Officer I (A)	264.5	72.59%
4158A6	Program Specialist I	81	53.09%
8111L1	Corrections Officer I (B)	619	28.92%
4401L1	Juvenile Corrections Off I(B)	70	21.43%
8110L1	Corrections Officer II	325	20.31%
8129L1	Unit Team Supervisor	55	20.00%

Job Titles where Avg # of Employees was greater than 50 classified employees.

Unclassified Job Titles

Job Code	Job Title	Avg # Employees	Turnover
082207	Mental Health/Dev Disab Tech	470	69.15%
076405	Safety & Security Officer	62.5	41.60%
013600	Consultant	56	37.50%
044401	Custodial Specialist	78.5	36.94%
0B9604	Eligibility Professional	124.5	34.54%
0C3102	Protection Specialist	384	34.11%
097621	Registered Nurse	102.5	29.27%
066812	Equipment Operator	743.5	25.42%
011500	Administrative Assistant	179.5	23.40%
071300	Health Facility Surveyor	74	22.97%
082202	Food Drug Lodging Surveyor	77	22.08%
011200	Administrative Officer	57.5	20.87%
0B9601	Program Specialist	110.5	20.81%
0A8006	Driver License Examiner	112.5	20.44%

Job Titles where Avg # of Employees was greater than 50 unclassified employees.

Source: SHARP (FY 2021); Classified table excludes unclassified, temporary, Regents, and student employees. Unclassified table excludes classified, temporary employees who are non-benefit eligible, Regents and student employees excluded from all charts.

Fiscal Year 2016-2021

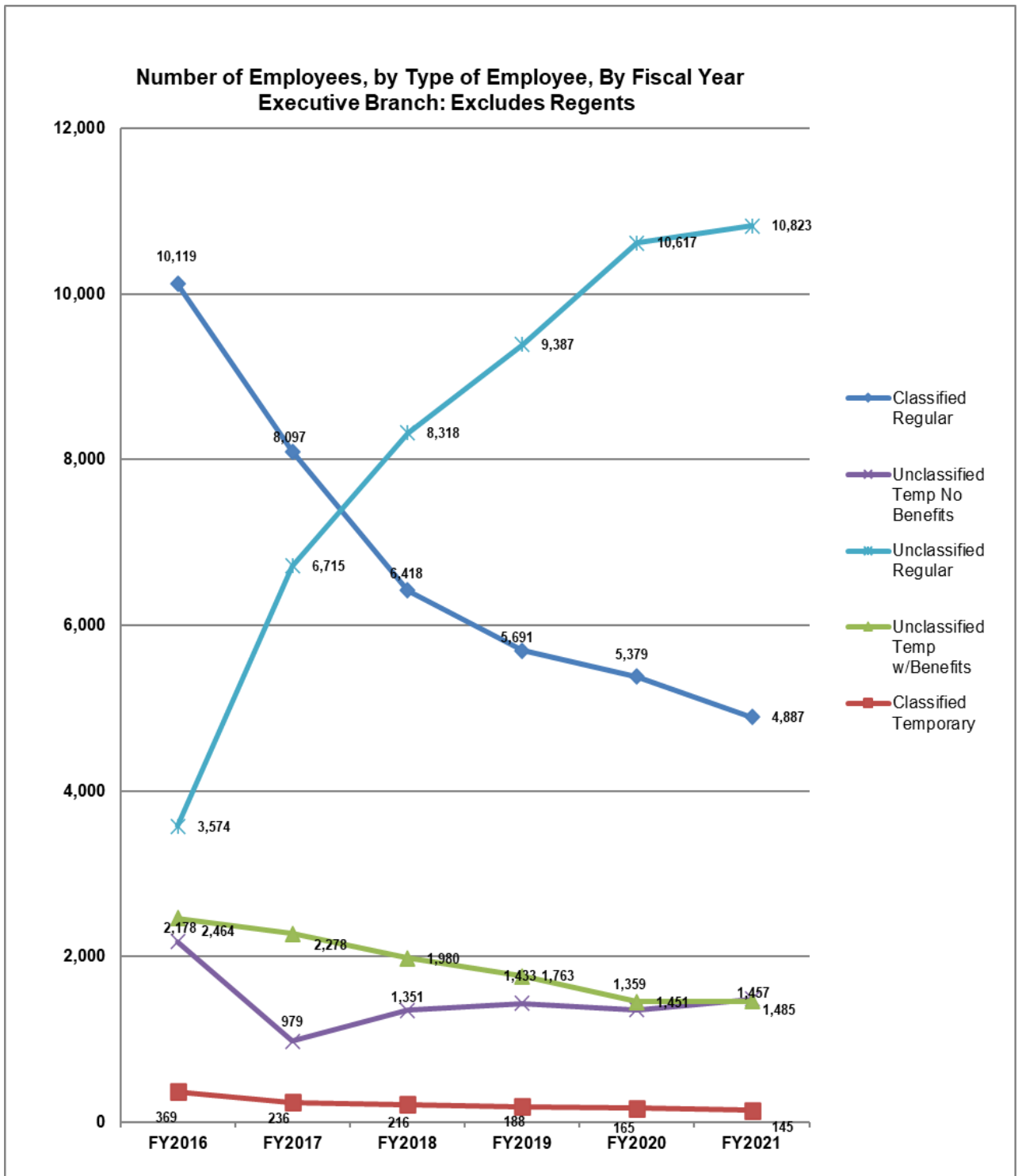
Section 4: Special Comparison Report

The graphs and tables that follow show changes in the workforce that occurred between FY 2016 and FY 2021. Beginning with FY 2015 data, Regents universities are no longer included.

- The number of classified regular and temporary employees continues to decrease.
- The number of unclassified regular employees in the Executive Branch has tripled from FY 2016 – FY 2021
- The number of Judicial Branch employees decreased 3.3% from FY 2016 to FY 2021.
- The number of Legislative Branch employees decreased 7.5% from FY 2016 to FY 2021.
- These job codes are excluded from data for Human Services agencies in FY 2021:

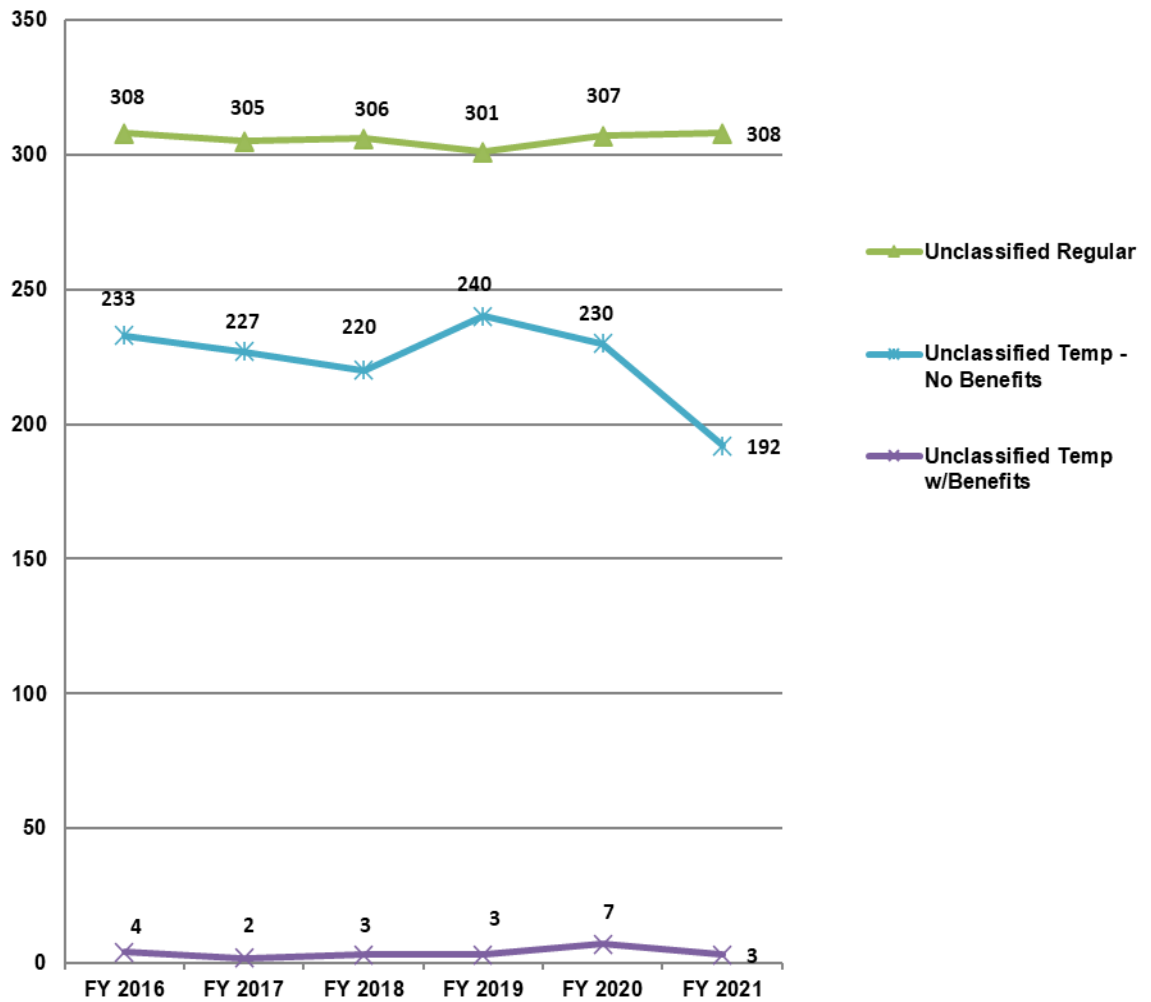
036000 – Member of a Home

035500 – Resident Worker



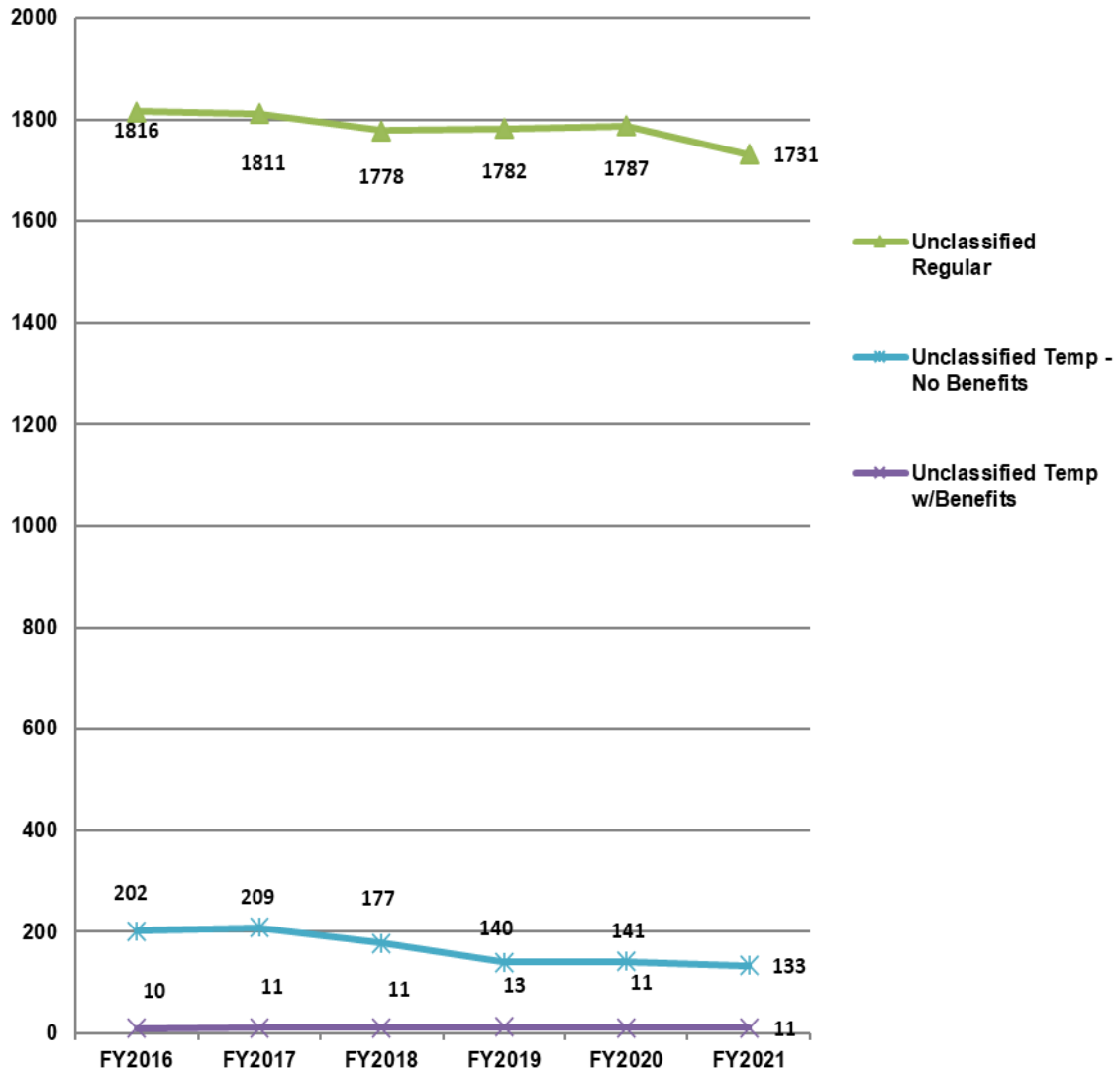
Source: SHARP (FY 2016-FY 2021); Includes executive branch employees; Excludes Regents universities.

**Number of Employees, by Type of Employee, By Fiscal Year
Legislative Branch**



Source: SHARP (FY2016-FY2021); Includes Legislative Branch employees only.

Number of Employees, by Type of Employee, By Fiscal Year Judicial Branch Only



Source: SHARP (FY2016-FY2021); Includes Judicial Branch employees only.

Number of Classified Regular Employees: FY 2016 - FY 2021

Agency	Agency Name	Fiscal Year						FY 16-21
		2016	2017	2018	2019	2020	2021	+/-
016	Abstracters Board of Examiners	0	0	0	0	0	0	0
028	Board of Accountancy	0	0	0	0	0	0	0
034	Adjutant General	19	10	9	5	4	4	-15
039	Ks Dept for Aging & Disability Svcs	91	43	35	28	19	18	-73
046	Kansas Dept of Agriculture	26	38	26	23	20	17	-9
055	Animal Health Department	0	0	0	0	0	0	0
058	Kansas Human Rights Comm	14	11	9	9	8	7	-7
082	Attorney General	0	0	0	0	0	0	0
083	Kansas Bureau of Investigation	181	168	156	144	148	124	-57
094	Bank Commissioner	0	0	0	0	0	0	0
100	Board of Barbering	0	0	0	0	0	0	0
102	Behavioral Sciences Reg Board	3	2	0	0	0	0	-3
105	State Board of Healing Arts	4	2	2	2	0	0	-4
122	Citizens Utility Ratepayer Bd	0	0	0	0	0	0	0
143	Corporation Commission	6	7	4	3	2	2	-4
149	Board of Cosmetology	4	2	2	2	1	1	-3
159	Department of Credit Unions	0	0	0	0	0	0	0
167	Dental Board	1	1	1	1	0	0	-1
171	Health Policy Authority	0	0	0	0	0	0	0
173	Department of Administration	161	125	81	62	55	50	-111
177	Ellsworth Correctional Facility	192	192	169	167	170	151	-41
178	Office of Admin Hearings	1	0	0	0	0	0	-1
195	El Dorado Correctional Facility	417	338	352	335	402	343	-74
204	Board of Mortuary Arts	2	1	2	2	2	2	0
206	Emergency Medical Services	7	7	8	8	8	7	0
234	Fire Marshal	8	8	6	5	5	4	-4
247	Ks Gov Ethics Commission	0	0	0	0	0	0	0
252	Governor	0	0	0	0	0	0	0
264	Dept of Health & Environment	203	252	178	153	128	112	-91
266	Bd of Examiners for Hearing Aids	0	0	0	0	0	0	0
270	Health Care Stabilization Fund	1	1	1	1	0	0	-1
276	Department of Transportation	1,198	867	383	321	275	220	-978
280	Highway Patrol	674	679	677	696	652	610	-64
288	Kansas Historical Society	57	54	51	53	50	44	-13
291	Ks Home Inspectors Reg Board	0	0	0	0	0	0	0
296	Department of Labor	123	100	83	69	118	106	-17
300	Dept of Commerce	99	97	91	90	81	71	-28
313	Hutchinson Correctional Facility	412	399	367	367	405	363	-49
325	Beloit Juvenile Correctional Facility	0	0	0	0	0	0	0
328	Board of Indigents Defense Services	32	25	22	20	17	17	-15
331	Insurance Department	1	1	1	1	1	1	0
335	Office of Information Systems	0	0	12	11	11	9	9
349	Judicial Council	0	0	0	0	0	0	0
350	Juvenile Justice Authority	0	0	0	0	0	0	0
352	Kansas Juvenile Correct Complex	108	178	171	158	169	146	38
359	Ks Arts Commission	0	0	0	0	0	0	0
360	Kansas, Inc.	0	0	0	0	0	0	0
363	Kansas Neurological Institute	372	291	225	180	142	125	-247
365	Ks Pub Employees Ret Sys	3	0	0	0	0	0	-3

Number of Classified Regular Employees: FY 2016 - FY 2021 cont.

Agency	Agency Name	Fiscal Year						FY16-21
		2016	2017	2018	2019	2020	2021	+/-
371	Ks Tech Enterprise Corp	0	0	0	0	0	0	0
373	Kansas State Fair Board	11	9	6	3	3	1	-10
400	Lansing Correctional Facility	546	517	453	420	346	314	-232
408	Larned Cor Mental Hlth Facility	164	156	131	139	153	138	-26
410	Larned State Hospital	455	307	220	167	140	133	-322
412	Larned Juvenile Correctional Facility	70	0	0	0	0	0	-70
422	Legislative Coordinating Council	0	0	0	0	0	0	0
425	Legislative Research Dept	0	0	0	0	0	0	0
428	Legislature	0	0	0	0	0	0	0
434	State Library	13	12	9	8	7	7	-6
446	Office of the Lt Governor	0	0	0	0	0	0	0
450	The Kansas Lottery	4	4	4	1	1	1	-3
482	Board of Nursing	15	10	8	4	4	3	-12
488	Optometry Board of Examiners	1	1	1	1	1	0	-1
494	Osawatomie State Hospital	182	123	74	54	43	40	-142
507	Parsons St Hosp & Trng Center	365	288	226	183	147	134	-231
521	Department of Corrections	201	178	168	165	156	143	-58
522	Ks Correctional Industries	35	12	8	6	6	4	-31
523	Ks Parole Board	0	0	0	0	0	0	0
529	Ks Comm Peace Ofcrs Std & Trng	0	0	0	0	0	0	0
531	Board of Pharmacy	3	3	2	2	2	2	-1
540	Legislation Division of Post Audit	0	0	0	0	0	0	0
543	Real Estate Appraisal Board	0	0	0	0	0	0	0
549	Real Estate Commission	0	0	0	0	0	0	0
553	Kansas Racing & Gaming Comm	9	8	6	6	6	6	-3
555	Rainbow Mental Hlth Facility	0	0	0	0	0	0	0
561	Board of Regents	1	0	0	0	0	0	-1
562	Board of Tax Appeals	7	2	2	2	1	0	-7
565	Department of Revenue	612	537	331	237	199	176	-436
579	Revisor of Statutes	0	0	0	0	0	0	0
581	Norton Correctional Facility	224	210	190	198	192	179	-45
604	School for the Blind	13	10	6	6	5	4	-9
610	School for the Deaf	10	21	17	14	13	11	1
622	Secretary of State	0	0	0	0	0	0	0
625	Office of the Securities Comm	0	0	0	0	0	0	0
626	Kansas Sentencing Commission	0	0	0	0	0	0	0
629	Dept for Children and Families	1,511	983	773	624	530	541	-970
634	Ks Conservation Commission	0	0	0	0	0	0	0
652	Department of Education	80	67	12	11	9	5	-75
660	Topeka Correctional Facility	192	194	182	178	192	182	-10
663	State Bd of Technical Professions	0	0	0	0	0	0	0
670	State Treasurer	1	1	1	1	1	1	0
671	Pooled Money Investment Board	1	1	1	1	1	1	0
677	Judicial Branch	0	0	0	0	0	0	0
694	Veterans Commission	264	205	140	101	84	75	-189
700	Board of Veterinary Examiners	0	0	0	0	0	0	0
709	Kansas Water Office	0	1	1	1	0	0	0
710	KS Wildlife, Parks & Tourism	180	177	168	98	97	99	-81
712	Winfield Correctional Facility	177	161	154	144	147	133	-44
Total		9,767	8,097	6,418	5,691	5,379	4,887	-4,880

Source: SHARP (FY2016-FY2021); Includes Classified Regular Employees only. Excludes Regents universities.

Number of Unclassified Regular Employees: FY 2016 - FY 2021

Agency	Agency Name	Fiscal Year						FY16-21
		2015	2016	2017	2018	2019	2020	+/-
Agency	Agency Name	2016	2017	2018	2019	2020	2021	+/-
016	Abstracters Board of Examiners	0	0	0	0	0	0	0
028	Board of Accountancy	3	1	2	2	2	3	0
034	Adjutant General	89	118	148	208	257	265	176
039	Ks Dept for Aging & Disability Svs	100	162	172	191	188	188	88
046	Kansas Dept of Agriculture	15	17	16	14	13	14	-1
055	Animal Health Department	0	0	0	0	0	0	0
058	Kansas Human Rights Comm	1	4	4	6	8	7	6
082	Attorney General	102	105	111	110	117	115	13
083	Kansas Bureau of Investigation	13	18	32	52	63	79	66
094	Bank Commissioner	85	85	82	78	84	86	1
100	Board of Barbering	1	0	1	1	2	2	1
102	Behavioral Sciences Reg Board	1	6	8	9	9	9	8
105	State Board of Healing Arts	36	41	39	37	41	41	5
122	Citizens Utility Ratepayer Bd	5	6	7	7	7	7	2
143	Corporation Commission	112	170	162	155	160	160	48
149	Board of Cosmetology	5	11	10	11	12	13	8
159	Department of Credit Unions	9	10	11	8	11	10	1
167	Dental Board	1	1	1	1	1	1	0
171	Health Policy Authority	0	0	0	0	0	0	0
173	Department of Administration	142	208	213	238	347	343	201
177	Ellsworth Correctional Facility	16	25	29	35	37	39	23
178	Office of Admin Hearings	3	8	7	10	11	12	9
195	El Dorado Correctional Facility	22	55	52	63	63	61	39
204	Board of Mortuary Arts	1	1	1	1	1	1	0
206	Emergency Medical Services	1	1	1	1	2	2	1
234	Fire Marshal	50	48	52	52	58	56	6
247	Ks Gov Ethics Commission	8	8	8	8	8	8	0
252	Governor	33	32	44	34	43	52	19
264	Dept of Health & Environment	263	507	743	865	1,120	1,198	935
266	Bd of Examiners for Hearing Aids	0	0	0	0	0	0	0
270	Health Care Stabilization Fund	17	18	18	17	20	20	3
276	Department of Transportation	535	1,022	1,484	1,575	1,648	1,710	1,175
280	Highway Patrol	5	5	5	4	4	4	-1
288	Kansas Historical Society	2	3	6	6	6	6	4
291	Ks Home Inspectors Reg Board	0	0	0	0	0	0	0
296	Department of Labor	49	74	85	107	116	191	142
300	Dept of Commerce	9	5	6	10	11	13	4
313	Hutchinson Correctional Facility	21	75	69	89	91	91	70
325	Beloit Juvenile Correctional Facility	0	0	0	0	0	0	0
328	Board of Indigents Defense Services	136	148	146	146	161	161	25
331	Insurance Department	102	123	124	118	124	121	19
335	Office of Information Technology Services	0	0	60	78	89	92	92
349	Judicial Council	5	5	4	5	5	4	-1
350	Juvenile Justice Authority	0	0	0	0	0	0	0
352	Kansas Juvenile Correct Complex	11	25	30	42	38	39	28
359	Ks Arts Commission	0	0	0	0	0	0	0
360	Kansas, Inc.	0	0	0	0	0	0	0
363	Kansas Neurological Institute	14	108	186	215	238	217	203
365	Ks Pub Employees Ret Sys	95	95	95	94	93	94	-1
371	Ks Tech Enterprise Corp	0	0	0	0	0	0	0

Number of Unclassified Regular Employees: FY 2016 - FY 2021 cont.

Agency	Agency Name	Fiscal Year						FY 16-21 +/-
		2016	2017	2018	2019	2020	2021	
373	Kansas State Fair Board	14	14	17	22	20	20	6
400	Lansing Correctional Facility	36	60	58	49	32	34	-2
408	Larned Cor Mental Hlth Facility	7	21	26	29	30	30	23
410	Larned State Hospital	59	332	384	425	476	465	406
412	Larned Juvenile Correctional Facility	2	0	0	0	0	0	-2
422	Legislative Coordinating Council	7	8	8	8	8	8	1
425	Legislative Research Dept	36	39	37	33	32	39	3
428	Legislature	211	42	205	207	208	206	-5
434	State Library	7	9	13	13	15	16	9
446	Office of the Lt Governor	0	0	0	0	0	0	0
450	The Kansas Lottery	81	83	81	83	84	83	2
482	Board of Nursing	8	13	15	19	18	19	11
488	Optometry Board of Examiners	0	0	0	0	0	1	1
494	Osawatomie State Hospital	74	285	311	329	348	317	243
507	Parsons St Hosp & Trng Center	30	148	228	275	296	274	244
521	Department of Corrections	34	72	70	112	161	182	148
522	Ks Correctional Industries	0	25	29	34	34	31	31
523	Ks Parole Board	0	0	0	0	0	0	0
529	Ks Comm Peace Ofcrs Std & Trng	5	4	5	5	5	6	1
531	Board of Pharmacy	2	4	6	10	11	12	10
540	Legislation Division of Post Audit	24	23	22	23	25	26	2
543	Real Estate Appraisal Board	2	2	2	2	2	2	0
549	Real Estate Commission	8	9	11	12	12	11	3
553	Kansas Racing & Gaming Comm	61	76	81	78	77	76	15
555	Rainbow Mental Hlth Facility	0	0	0	0	0	0	0
561	Board of Regents	53	53	53	54	55	56	3
562	Board of Tax Appeals	9	13	13	13	10	13	4
565	Department of Revenue	213	444	601	709	827	848	635
579	Revisor of Statutes	27	29	29	30	29	29	2
581	Norton Correctional Facility	18	30	35	41	43	42	24
604	School for the Blind	47	47	45	53	57	59	12
610	School for the Deaf	94	98	96	96	105	100	6
622	Secretary of State	40	40	36	32	36	34	-6
625	Office of the Securities Comm	22	0	0	0	0	0	-22
626	Kansas Sentencing Commission	10	11	9	10	10	10	0
629	Dept for Children and Families	210	901	1,103	1,290	1,652	1,660	1,450
634	Ks Conservation Commission	0	0	0	0	0	0	0
652	Department of Education	142	152	226	222	229	238	96
660	Topeka Correctional Facility	23	39	45	48	48	44	21
663	State Bd of Technical Professions	1	4	3	4	4	4	3
670	State Treasurer	37	37	33	32	32	34	-3
671	Pooled Money Investment Board	4	4	4	4	4	4	0
677	Judicial Branch	1,811	1,806	1,774	1,777	1,782	1,727	-84
694	Veterans Commission	40	103	154	190	181	179	139
700	Board of Veterinary Examiners	3	4	4	4	4	5	2
709	Kansas Water Office	16	14	16	16	16	15	-1
710	KS Wildlife, Parks & Tourism	40	184	203	332	338	328	288
712	Winfield Correctional Facility	9	31	32	42	41	40	31
Total		5,695	8,667	10,397	11,470	12,706	12,862	7,167

Source: SHARP (FY2016-FY2021); Includes Unclassified Regular Employees only. Excludes Regents universities.

Number of Unclassified Temporary Benefit Eligible Employees: FY 2016 - FY 2021

Agency	Agency Name	Fiscal Year						FY 16-21
		2016	2017	2018	2019	2020	2021	+/-
016	Abstracters Board of Examiners	0	0	0	0	0	0	0
028	Board of Accountancy	0	0	0	0	0	0	0
034	Adjutant General	115	102	81	55	0	0	-115
039	Ks Dept for Aging & Disability Svcs	66	41	30	26	17	22	-44
046	Kansas Dept of Agriculture	200	257	274	272	288	266	66
055	Animal Health Department	0	0	0	0	0	0	0
058	Kansas Human Rights Comm	0	0	0	0	0	0	0
082	Attorney General	15	26	28	36	41	41	26
083	Kansas Bureau of Investigation	71	93	102	113	123	117	46
094	Bank Commissioner	15	15	12	14	15	15	0
100	Board of Barbering	2	2	2	2	1	1	-1
102	Behavioral Sciences Reg Board	5	1	1	0	0	0	-5
105	State Board of Healing Arts	7	9	14	15	15	13	6
122	Citizens Utility Ratepayer Bd	0	0	0	0	0	0	0
143	Corporation Commission	1	2	1	0	0	0	-1
149	Board of Cosmetology	2	1	1	0	0	0	-2
159	Department of Credit Unions	0	0	0	0	0	0	0
167	Dental Board	1	1	1	1	1	1	0
171	Health Policy Authority	0	0	0	0	0	0	0
173	Department of Administration	149	106	58	47	0	0	-149
177	Ellsworth Correctional Facility	1	1	1	1	1	0	-1
178	Office of Admin Hearings	5	3	3	0	0	0	-5
195	El Dorado Correctional Facility	5	5	5	5	4	4	-1
204	Board of Mortuary Arts	0	0	0	0	0	0	0
206	Emergency Medical Services	4	4	3	3	3	3	-1
234	Fire Marshal	0	0	0	0	0	0	0
247	Ks Gov Ethics Commission	0	0	0	0	0	0	0
252	Governor	3	1	0	0	1	1	-2
264	Dept of Health & Environment	275	243	160	112	102	95	-180
266	Bd of Examiners for Hearing Aids	0	0	0	0	0	0	0
270	Health Care Stabilization Fund	1	1	0	1	0	0	-1
276	Department of Transportation	425	329	269	224	200	172	-253
280	Highway Patrol	53	59	82	101	120	116	63
288	Kansas Historical Society	4	6	6	6	6	7	3
291	Ks Home Inspectors Reg Board	0	0	0	0	0	0	0
296	Department of Labor	200	203	193	176	140	147	-53
300	Dept of Commerce	135	140	143	155	162	186	51
313	Hutchinson Correctional Facility	6	2	2	2	2	1	-5
325	Beloit Juvenile Correctional Facility	0	0	0	0	0	0	0
328	Board of Indigents Defense Services	1	1	1	1	1	1	0
331	Insurance Department	0	0	0	0	0	0	0
335	Office of Information Technology Services	0	0	0	0	0	0	0
349	Judicial Council	0	0	0	0	0	1	1
350	Juvenile Justice Authority	0	0	0	0	0	0	0
352	Kansas Juvenile Correct Complex	6	6	7	7	6	6	0
359	Ks Arts Commission	0	0	0	0	0	0	0
360	Kansas, Inc.	0	0	0	0	0	0	0
363	Kansas Neurological Institute	4	4	0	0	0	0	-4
365	Ks Pub Employees Ret Sys	9	15	15	18	19	26	17
371	Ks Tech Enterprise Corp	0	0	0	0	0	0	0

Number of Unclassified Temporary Benefit Eligible Employees: FY 2016 - FY 2021 cont.

Agency	Agency Name	Fiscal Year					FY 16-21	
		2016	2017	2018	2019	2020	2021	+/-
373	Kansas State Fair Board	0	0	0	0	0	0	0
400	Lansing Correctional Facility	4	4	4	4	3	3	-1
408	Larned Cor Mental Hlth Facility	1	1	0	0	0	0	-1
410	Larned State Hospital	32	39	12	0	4	2	-30
412	Larned Juvenile Correctional Facility	4	0	0	0	0	0	-4
422	Legislative Coordinating Council	0	0	0	0	0	0	0
425	Legislative Research Dept	2	2	2	2	4	1	-1
428	Legislature	0	0	0	0	0	0	0
434	State Library	8	6	5	4	4	3	-5
446	Office of the Lt Governor	0	0	0	0	0	0	0
450	The Kansas Lottery	0	0	0	0	0	0	0
482	Board of Nursing	0	1	0	0	0	0	0
488	Optometry Board of Examiners	0	0	0	0	0	0	0
494	Osawatomie State Hospital	0	0	0	0	0	0	0
507	Parsons St Hosp & Trng Center	1	1	1	1	2	4	3
521	Department of Corrections	140	131	128	104	97	86	-54
522	Ks Correctional Industries	14	16	16	15	15	15	1
523	Ks Parole Board	0	0	0	0	0	0	0
529	Ks Comm Peace Ofcrs Std & Trng	0	0	0	0	0	0	0
531	Board of Pharmacy	4	5	4	1	2	2	-2
540	Legislation Division of Post Audit	0	0	0	0	1	1	1
543	Real Estate Appraisal Board	0	0	0	0	0	0	0
549	Real Estate Commission	3	1	1	1	0	0	-3
553	Kansas Racing & Gaming Comm	1	1	1	1	1	1	0
555	Rainbow Mental Hlth Facility	0	0	0	0	0	0	0
561	Board of Regents	3	4	2	2	1	1	-2
562	Board of Tax Appeals	0	0	0	0	0	0	0
565	Department of Revenue	109	0	0	0	0	0	-109
579	Revisor of Statutes	0	1	1	1	2	1	1
581	Norton Correctional Facility	2	2	2	2	2	2	0
604	School for the Blind	0	0	1	0	5	10	10
610	School for the Deaf	6	10	12	15	11	16	10
622	Secretary of State	0	0	0	1	0	1	1
625	Office of the Securities Comm	0	0	0	0	0	0	0
626	Kansas Sentencing Commission	4	2	3	3	3	3	-1
629	Dept for Children and Families	295	293	220	193	12	51	-244
634	Ks Conservation Commission	0	0	0	0	0	0	0
652	Department of Education	6	8	8	8	7	4	-2
660	Topeka Correctional Facility	6	5	6	5	5	3	-3
663	State Bd of Technical Professions	3	1	1	0	0	0	-3
670	State Treasurer	0	0	0	1	0	0	0
671	Pooled Money Investment Board	0	0	0	0	0	0	0
677	Judicial Branch	10	11	11	13	11	10	0
694	Veterans Commission	4	4	5	3	3	3	-1
700	Board of Veterinary Examiners	0	0	0	0	0	0	0
709	Kansas Water Office	1	1	1	1	1	1	0
710	KS Wildlife, Parks & Tourism	24	60	48	1	0	0	-24
712	Winfield Correctional Facility	3	4	4	4	5	5	2
Totals		2,476	2,293	1,994	1,779	1,469	1,471	-1,005

Source: SHARP (FY2016-FY2021); Includes Unclassified Temporary/Benefit Eligible Employees only. Excludes Regents universities.

Number of Classified Temporary Employees: FY 2016 - FY 2021

Agency	Agency Name	Fiscal Year						FY 16-21
		2016	2017	2018	2019	2020	2021	+/-
016	Abstracters Board of Examiners	1	1	1	1	0	0	-1
028	Board of Accountancy	0	0	0	0	0	0	0
034	Adjutant General	0	0	0	0	0	0	0
039	Ks Dept for Aging & Disability Svcs	0	0	0	0	0	0	0
046	Kansas Dept of Agriculture	0	0	0	0	0	0	0
055	Animal Health Department	0	0	0	0	0	0	0
058	Kansas Human Rights Comm	0	0	0	0	0	0	0
082	Attorney General	0	0	0	0	0	0	0
083	Kansas Bureau of Investigation	0	0	0	0	0	0	0
094	Bank Commissioner	0	0	0	0	0	0	0
100	Board of Barbering	0	0	0	0	0	0	0
102	Behavioral Sciences Reg Board	0	0	0	0	0	0	0
105	State Board of Healing Arts	4	7	3	3	2	1	-3
122	Citizens Utility Ratepayer Bd	0	0	0	0	0	0	0
143	Corporation Commission	0	0	0	0	0	0	0
149	Board of Cosmetology	1	2	3	1	1	0	-1
159	Department of Credit Unions	0	1	0	0	0	0	0
167	Dental Board	0	0	0	0	0	0	0
171	Health Policy Authority	0	0	0	0	0	0	0
173	Department of Administration	2	0	0	0	0	0	-2
177	Ellsworth Correctional Facility	3	2	1	1	1	1	-2
178	Office of Admin Hearings	0	1	1	0	0	0	0
195	El Dorado Correctional Facility	1	1	1	0	0	0	-1
204	Board of Mortuary Arts	0	1	0	0	0	0	0
206	Emergency Medical Services	1	1	2	0	0	0	-1
234	Fire Marshal	0	0	0	0	0	0	0
247	Ks Gov Ethics Commission	0	0	0	0	0	0	0
252	Governor	0	0	0	0	0	0	0
264	Dept of Health & Environment	0	0	0	0	0	0	0
266	Bd of Examiners for Hearing Aids	2	2	2	3	3	3	1
270	Health Care Stabilization Fund	0	0	0	0	0	0	0
276	Department of Transportation	1	0	0	0	0	0	-1
280	Highway Patrol	47	41	39	36	38	28	-19
288	Kansas Historical Society	46	45	48	38	37	32	-14
291	Ks Home Inspectors Reg Board	0	0	0	0	0	0	0
296	Department of Labor	0	0	0	0	0	0	0
300	Dept of Commerce	2	3	4	3	3	2	0
313	Hutchinson Correctional Facility	0	0	0	0	0	0	0
325	Beloit Juvenile Correctional Facility	0	0	0	0	0	0	0
328	Board of Indigents Defense Services	1	1	1	1	0	0	-1
331	Insurance Department	0	0	0	0	0	0	0
335	Office of Information Technology Services	0	0	0	0	0	0	0
349	Judicial Council	0	0	0	0	0	0	0
350	Juvenile Justice Authority	0	0	0	0	0	0	0
352	Kansas Juvenile Correct Complex	0	0	0	0	0	0	0
359	Ks Arts Commission	0	0	0	0	0	0	0
360	Kansas, Inc.	0	0	0	0	0	0	0
363	Kansas Neurological Institute	2	2	1	0	0	0	-2
365	Ks Pub Employees Ret Sys	6	2	0	0	0	0	-6
371	Ks Tech Enterprise Corp	0	0	0	0	0	0	0

Number of Classified Temporary Employees: FY 2016 - FY 2021 cont.

Agency	Agency Name	Fiscal Year						FY 16-21
		2016	2017	2018	2019	2020	2021	+/-
373	Kansas State Fair Board	1	1	1	1	1	1	0
400	Lansing Correctional Facility	1	2	2	3	0	0	-1
408	Larned Cor Mental Hlth Facility	0	0	0	0	0	0	0
410	Larned State Hospital	32	12	8	5	3	2	-30
412	Larned Juvenile Correctional Facility	0	0	0	0	0	0	0
422	Legislative Coordinating Council	0	0	0	0	0	0	0
425	Legislative Research Dept	0	0	0	0	0	0	0
428	Legislature	0	0	0	0	0	0	0
434	State Library	0	0	2	0	0	0	0
446	Office of the Lt Governor	0	0	0	0	0	0	0
450	The Kansas Lottery	2	6	4	4	3	1	-1
482	Board of Nursing	1	1	1	1	1	1	0
488	Optometry Board of Examiners	0	0	0	0	0	0	0
494	Osawatomie State Hospital	10	3	1	1	0	0	-10
507	Parsons St Hosp & Trng Center	6	2	1	1	1	1	-5
521	Department of Corrections	0	0	0	0	0	0	0
522	Ks Correctional Industries	1	0	0	0	0	0	-1
523	Ks Parole Board	0	0	0	0	0	0	0
529	Ks Comm Peace Ofcrs Std & Trng	0	0	0	0	0	0	0
531	Board of Pharmacy	5	3	4	2	1	1	-4
540	Legislation Division of Post Audit	0	0	0	0	0	0	0
543	Real Estate Appraisal Board	0	0	0	0	0	0	0
549	Real Estate Commission	0	0	0	0	0	0	0
553	Kansas Racing & Gaming Comm	0	0	0	0	0	0	0
555	Rainbow Mental Hlth Facility	0	0	0	0	0	0	0
561	Board of Regents	0	0	0	0	0	0	0
562	Board of Tax Appeals	0	0	0	0	0	0	0
565	Department of Revenue	132	40	17	10	0	0	-132
579	Revisor of Statutes	0	0	0	0	0	0	0
581	Norton Correctional Facility	1	1	0	0	0	0	-1
604	School for the Blind	2	1	0	0	0	0	-2
610	School for the Deaf	0	0	0	0	0	0	0
622	Secretary of State	0	0	0	0	0	0	0
625	Office of the Securities Comm	4	0	0	0	0	0	-4
626	Kansas Sentencing Commission	0	0	0	0	0	0	0
629	Dept for Children and Families	24	31	51	57	55	60	36
634	Ks Conservation Commission	0	0	0	0	0	0	0
652	Department of Education	5	3	1	0	0	0	-5
660	Topeka Correctional Facility	0	0	0	0	0	0	0
663	State Bd of Technical Professions	0	0	0	0	0	0	0
670	State Treasurer	0	0	0	0	0	0	0
671	Pooled Money Investment Board	0	0	0	0	0	0	0
677	Judicial Branch	0	0	0	0	0	0	0
694	Veterans Commission	19	17	16	16	15	11	-8
700	Board of Veterinary Examiners	0	0	0	0	0	0	0
709	Kansas Water Office	0	0	0	0	0	0	0
710	KS Wildlife, Parks & Tourism	3	0	0	0	0	0	-3
712	Winfield Correctional Facility	0	0	0	0	0	0	0
Totals		369	236	216	188	165	145	-224

Source: SHARP (FY2016-FY2021); Includes Classified Temporary Employees only. Excludes Regents universities.

Number of Unclassified Temporary Non-Benefit Eligible Employees: FY 2016 to FY 2021

Agency	Agency Name	Fiscal Year						FY 16-21
		2016	2017	2018	2019	2020	2021	+/-
016	Abstracters Board of Examiners	4	1	4	4	4	4	0
028	Board of Accountancy	8	1	8	8	7	7	-1
034	Kansas Adjutant General's Department	1020	24	29	29	23	28	-992
039	Kansas Dept for Aging & Disability Services	14	13	13	15	19	13	-1
046	Kansas Department of Agriculture	65	40	56	60	51	45	-20
055	Animal Health Department	0	0	0	0	0	0	0
058	Kansas Human Rights Commission	6	6	6	6	5	4	-2
082	Attorney General	13	13	11	12	9	13	0
083	Kansas Bureau of Investigation	5	14	15	14	12	12	7
094	Office of the State Bank Commissioner	11	10	8	8	10	10	-1
100	Board of Barbering	4	5	5	5	4	5	1
102	Behavioral Sciences Regulatory Board	12	12	12	12	12	12	0
105	Kansas State Board of Healing Arts	31	30	28	30	30	29	-2
122	Citizens Utility Ratepayer Board	5	5	5	4	5	5	0
143	Kansas Corporation Commission	5	2	2	5	3	1	-4
149	Board of Cosmetology	8	6	6	8	8	9	1
159	Department of Credit Unions	6	6	7	7	7	7	1
167	Dental Board	9	9	9	9	9	9	0
171	Health Policy Authority	0	0	0	0	0	0	0
173	Kansas Department of Administration	15	15	15	20	24	25	10
177	Ellsworth Correctional Facility	0	0	0	0	0	0	0
178	Office of Administrative Hearings	5	5	5	6	4	6	1
195	El Dorado Correctional Facility	1	1	4	6	3	1	0
204	Board of Mortuary Arts	5	5	5	5	5	5	0
206	Emergency Medical Services	15	15	15	15	14	14	-1
234	State Fire Marshal's Office	3	0	0	1	1	1	-2
247	Kansas Governmental Ethics Commission	10	9	9	9	9	9	-1
252	Governor	2	4	4	14	8	13	11
264	Dept of Health & Environment	35	38	46	47	22	28	-7
266	Board of Examiners for Hearing Aids	6	6	6	6	6	6	0
270	Health Care Stabilization Fund B	1	1	1	1	2	2	1
276	Department of Transportation	69	69	71	94	43	62	-7
280	Kansas Highway Patrol	9	9	6	8	11	10	1
288	Kansas Historical Society	8	8	8	17	17	15	7
291	Ks Home Inspectors Reg Board	0	0	0	0	0	0	0
296	Kansas Department of Labor	8	6	4	5	20	17	9
300	Kansas Department of Commerce	19	20	16	21	17	25	6
313	Hutchinson Correctional Facility	2	3	2	4	2	1	-1
325	Beloit Juvenile Correctional Facility	0	0	0	0	0	0	0
328	Board of Indigents Defense Services	6	7	7	7	6	6	0
331	Kansas Insurance Department	3	4	5	3	1	2	-1
335	Office of Information Technology Services	0	0	2	7	7	7	7
349	Judicial Council	86	66	64	21	24	23	-63
350	Juvenile Justice Authority	0	0	0	0	0	0	0
352	Kansas Juvenile Correctional Complex	0	0	0	0	0	0	0
359	Ks Arts Commission	0	0	0	0	0	0	0
360	Kansas, Inc.	0	0	0	0	0	0	0
363	Kansas Neurological Institute	1	4	11	16	27	26	25
365	Kansas Public Employees Retirement System	10	10	12	14	14	11	1
371	Ks Tech Enterprise Corp	0	0	0	0	0	0	0

Number of Unclassified Temporary Non-Benefit Eligible Employees: FY 2016 to FY 2021
cont.

		Fiscal Year						FY16-21
373	Kansas State Fair Board	10	10	10	10	10	10	0
400	Lansing Correctional Facility	0	0	0	0	0	0	0
408	Larned Correctional Mental Health Facility	0	0	0	1	2	0	0
410	Larned State Hospital	0	30	39	44	65	76	76
412	Larned Juvenile Correctional Facility	0	0	0	0	0	0	0
422	Legislative Coordinating Council	7	7	14	11	7	8	1
425	Legislative Research Department	0	0	0	0	0	1	1
428	Legislature	209	189	213	208	210	172	-37
434	State Library	0	0	0	0	0	1	1
446	Office of the Lt Governor	0	0	0	0	0	0	0
450	The Kansas Lottery	6	5	5	4	4	5	-1
482	Kansas Board of Nursing	11	11	12	10	10	9	-2
488	Optometry Board of Examiners	5	5	5	5	5	4	-1
494	Osawatomie State Hospital	18	27	26	26	27	25	7
507	Parsons State Hospital & Training Center	4	18	25	27	24	14	10
521	Kansas Department of Corrections	14	12	11	24	21	26	12
522	Kansas Correctional Industries	2	2	14	20	32	81	79
523	Ks Parole Board	0	0	0	0	0	0	0
529	KS Cmsn on Peace Officers Stds & Training	4	6	4	4	4	2	-2
531	Board of Pharmacy	7	7	7	8	8	8	1
540	Legislative Division of Post Audit	10	10	12	14	13	11	1
543	Real Estate Appraisal Board	5	5	6	6	6	7	2
549	Real Estate Commission	5	5	5	5	5	5	0
553	Kansas Racing & Gaming Commission	12	4	5	5	7	6	-6
555	Rainbow Mental Hlth Facility	0	0	0	0	0	0	0
561	Board of Regents	22	20	20	21	22	21	-1
562	Board of Tax Appeals	0	1	1	1	1	0	0
565	Kansas Department of Revenue	15	55	89	101	92	104	89
579	Revisor of Statutes	1	2	1	0	0	0	-1
581	Norton Correctional Facility	1	1	5	5	4	5	4
604	School for the Blind	28	32	18	6	8	5	-23
610	School for the Deaf	55	56	61	55	60	63	8
622	Secretary of State	12	11	8	8	2	3	-9
625	Office of the State Securities Commissioner	2	0	0	0	0	0	-2
626	Kansas Sentencing Commission	7	7	7	8	8	8	1
629	Kansas Department for Children and Families	7	6	5	5	9	9	2
634	Ks Conservation Commission	0	0	0	0	0	0	0
652	Department of Education	3	2	5	6	9	13	10
660	Topeka Correctional Facility	1	1	0	0	1	0	-1
663	State Board of Technical Professions	13	13	12	12	13	14	1
670	State Treasurer	0	0	0	2	2	1	1
671	Pooled Money Investment Board	3	3	2	3	3	4	1
677	Judicial Branch	116	115	113	119	117	110	-6
694	Kansas Commission on Veterans Affairs	2	2	8	5	10	10	8
700	Board of Veterinary Examiners	6	7	7	7	8	7	1
709	Kansas Water Office	16	15	14	14	10	13	-3
710	KS Department of Wildlife, Parks & Tourism	423	446	437	413	386	421	-2
712	Winfield Correctional Facility	0	0	0	0	0	0	0
Totals		2,607	1,650	1,768	1,806	1,730	1,810	-797

Source: SHARP (FY2016-FY2021); Includes Unclassified Non-Benefit Eligible Employees only. Excludes Regents universities.

Glossary

Agency: a unit of state government assigned a unique department identification number.

Classified Service: all positions in the state service, except those which are specifically placed in the unclassified service by K.S.A. 75-2935, as amended, or other sections of the statutes.

Demotion: the movement of an employee from a position in one class to a position in another class having a lower pay grade, either on an involuntary basis for disciplinary purposes or on a voluntary basis.

Fiscal Year: the time period from July 1, to June 30.

Full-Time Equivalency (FTE): a unit of measurement equivalent to one full-time position.

K.A.R.: Kansas Administrative Regulation

K.S.A.: Kansas Statutes Annotated

Length of Service: total time working in the classified or unclassified service with certain exclusions per K.A.R. 1-2-46.

Pay Grade: a salary and wage range in the pay plan prepared by the Director of Personnel Services as required by K.S.A. 75-2938.

Promotion: a change of employment from a position in one class to a position in another class having a higher pay grade, by an employee who meets the required selection criteria for promotion.

SHARP: Statewide Human Resource and Payroll system implemented in December 1995.

Student Position: a position filled by a student at a Regents institution.

Temporary Position (classified service): a position, which is limited to not more than 999 hours of employment in a 12-month period. Temporary positions do not affect the position limitation of an agency.

Temporary Position (unclassified service): a position filled by a person temporarily or designated by a legislative committee or commission or other competent authority to make or conduct a special inquiry, investigation, examination or installation (K.S.A. 75-2935).

Transfer: a change by an employee from one position to another with a close similarity of duties, essentially the same basic qualifications, and assigned to the same pay grade.

Unclassified Service: position specifically designated as unclassified by K.S.A. 75-2935, as amended, or other section of the statute or as designated in the agency's enabling statute.

Classified Service - Executive Branch Position Reference Table

	POSITION TYPE			
	REGULAR		TEMPORARY	
	FULL-TIME	PART-TIME	FULL-TIME	PART-TIME
POSITION				
Counts Toward FTE	Yes	Yes	No	No
Statutory Authority	FTE Limit	FTE Limit	N/A	N/A
EMPLOYEE MOVEMENT				
Promotion and Transfer	Yes	Yes	Yes	Yes
Suspension and Demotion	Yes	Yes	No	No
Layoff Alternatives	Yes	Yes	No	No
Dismissal	Yes	Yes	Yes	Yes
SELECTION				
Selection Process	Civil Service Procedure	Civil Service Procedure	Agency Discretion	Agency Discretion
Meets MQ	Yes	Yes	Yes	Yes
Eligibility Pools Considered?	Yes	Yes	Agency Discretion	Agency Discretion
Compete with Others	Yes	Yes	Agency Discretion	Agency Discretion
COMPENSATION				
Hour Limitations	None	Below 100%	999 Hours in 12 Months	999 Hours in 12 Months
Probationary Period	Yes	Yes	No	No
Pay	Pay Matrix	Pay Matrix	K.A.R. 1-5-9	K.A.R. 1-5-9
Step Movement	Yes	Yes	No	No
Longevity Bonus	Eligibility changes effective 6/15/08. See statute for details	Eligibility changes effective 6/15/08. See statute for details	No	No
Overtime Exemption	Position Specific	Position Specific	Position Specific	Position Specific
Length of Service	Yes	Yes	No	No
BENEFITS ELIGIBILITY				
GHI	Yes	Yes ¹	No	No
KPERS (Retirement System)	Yes	Yes	No	No
Sick Leave	Yes	Prorated Basis	No	No
Vacation Leave	Yes	Prorated Basis	No	No
Holiday Credit/Discretionary Day Deferred	Yes	Possible Credit ²	No	No
Compensation/TSA	Yes	Yes	Yes	Yes
Shared Leave	Yes	Yes	No	No
Flexible Spending Account	Yes	Yes	No	No

Unclassified Service - Executive Branch Position Reference Table

	POSITION TYPE			
	REGULAR		TEMPORARY	
	FULL-TIME	PART-TIME	FULL-TIME	PART-TIME
POSITION				
Counts Toward FTE	Yes	Yes	No	No
Statutory Authority	K.S.A. 75-2935 or Agency Statutes	K.S.A. 75-2935 or Agency Statutes	Agency Statutes and K.S.A. 75-2935(1)(I) (Special Projects)	Agency Statutes and K.S.A. 75-2935(1)(I) (Special Projects)
EMPLOYEE MOVEMENT				
Promotion and Transfer	Agency Discretion	Agency Discretion	Agency Discretion	Agency Discretion
Suspension and Demotion	Agency Discretion	Agency Discretion	Agency Discretion	Agency Discretion
Layoff Alternatives	Agency Discretion	Agency Discretion	Agency Discretion	Agency Discretion
Dismissal	Agency Discretion	Agency Discretion	Agency Discretion	Agency Discretion
SELECTION				
Selection Process	Agency Discretion/ Governor's approval	Agency Discretion/ Governor's approval	Agency Discretion/ Governor's approval	Agency Discretion/ Governor's approval
Meets MQ	N/A	N/A	N/A	N/A
Eligibility Pools Considered?	N/A	N/A	N/A	N/A
Compete with Others	Agency Discretion	Agency Discretion	Agency Discretion	Agency Discretion
COMPENSATION				
Hour Limitations	None	None	None	None
Probationary Period	Optional	Optional	Optional	Optional
Pay	Agency Statutes/Governor's Approval	Agency Statutes/Governor's Approval	Agency Statutes/Governor's Approval	Agency Statutes/Governor's Approval
Pay Increases	Yes	Yes	Yes	Yes
Longevity Bonus	Position Specific	Position Specific	Position Specific	Position Specific
Overtime Exemption	Position Specific	Position Specific	Position Specific	Position Specific
Length of Service	Typically Yes	Typically Yes	Position Specific	Position Specific
BENEFITS ELIGIBILITY				
GHI	Yes	Yes ¹	Position Specific	Position Specific
KPERS Retirement System	Yes	Yes	Position Specific	Position Specific
Sick Leave	Yes	Prorated Basis	Position Specific	Position Specific
Vacation Leave	Yes	Prorated Basis	Position Specific	Position Specific
Holiday Credit/ Discretionary Day Deferred	Yes	Position Specific ¹	Position Specific	Position Specific
Compensation/TSA	Yes	Yes	Position Specific	Position Specific
Shared Leave	Yes	Yes	Position Specific	Position Specific
Flexible Spending Account	Yes	Yes	Position Specific	Position Specific

¹For employees who work 1,000 or more.

² Employees on a regular schedule receive holiday credit equal to their work time when a holiday falls within their regular work schedule. Employees on an irregular schedule do not receive holiday credit.