



Photo Credit: Jeff Arpin

## State of Kansas

# Workforce Report 2020



July 2020

# Table of Contents

## Section 1: Workforce Highlights

Introduction	3
Workforce Highlights, Profile of State Employees, Kansas Population	4
Kansas Government Functions	5
Number of Authorized FTE by Government Function	7
Number of Positions by Agency	8
Number of Classified and Unclassified Employees by Agency	10
Classified Employees by County of Work	12
Unclassified Employees by County of Work	13
Twenty-five Most Populous Job Titles	14
Twenty-five Most Populous Agencies	15

## Section 2: Workforce Characteristics

Workforce Summary	16
Number, Salary, Age and Years of Service of Classified Employees – by Agency	17
Number, Salary, Age and Years of Service of Unclassified Employees – by Agency	19
Number of Classified Employees by Location on the Civil Service Plan	21
Number of Classified and Unclassified Employees by Agency, by Gender	22
Ethnic and Gender Distribution by Agency: Classified Employees	24
Ethnic and Gender Distribution by Agency: Unclassified Employees	25
Ethnic Distribution of the Workforce	26
Number of Employees by Annual Pay	27
Number of Employees by Age Group	27
Number of Employees by Length of Service	28

## Section 3: Turnover

Turnover Highlights & Report Information	29
Statewide Turnover by Fiscal Year	31
Terminations by Length of Service	32
Appointments by Agency	33
Turnover by Termination Type	36
Separations by Agency	37
Involuntary Turnover by Reason	41
Agencies with Less Than 10% Turnover	42
Turnover by Agency	43
Job Titles with 20% or Higher Turnover	47

## Section 4: Special Comparison Report

Number of Employees by Type of Employee by Fiscal Year – Executive Branch	49
Number of Employees by Type of Employee by Fiscal Year – Legislative Branch	50
Number of Employees by Type of Employee by Fiscal Year – Judicial Branch	51
Number of Classified Regular Employees by Agency	52
Number of Unclassified Regular Employees by Agency	54
Number of Unclassified Temporary – Benefit Eligible Employees by Agency	56
Number of Classified Temporary Employees by Agency	58
Number of Unclassified Temporary – Non-Benefit Eligible by Agency	60
Glossary	62
Classified Service: Executive Branch Position Reference Table	63
Unclassified Service: Executive Branch Position Reference Table	64

## Introduction

---

The Department of Administration, Office of Personnel Services (OPS) presents its 19th annual State of Kansas Workforce Report. This report presents facts and statistics about the state government workforce for Fiscal Year 2020. It supplies information from both statewide and agency perspectives, providing useful fact-based data for human resource planning and decision-making.

The information presented in this report was gathered from SHARP (Statewide Human Resource and Payroll System), the Kansas Department of Labor and the U.S. Census Bureau.

Beginning with the FY 2015 report, data from Regents Universities is no longer included as the Universities publish their own reports or workforce data.

The changes that were originally made in the FY 2012 Workforce Report and continued in subsequent reports are continued in this report as well. These changes were made so that data in the Workforce Report would be comparable to the data sources found in other reports that OPS routinely provides and represents the most accurate and appropriate measures of the current workforce. These changes, however, prevent some exact comparisons to data found in Workforce Reports from prior years.

Readers interested in comparing data between Workforce Reports are cautioned to read the footnotes that accompany each presentation to determine if the population of employees contained in each presentation is the same.

Due to the increasing complexity of determining retirement eligibility, all retirement reports were eliminated starting in FY 2012.

The Office of Personnel Services welcomes your comments and questions regarding this report. Please call Michael Phillips at (785) 296-4710 or email at [Michael.Phillips@ks.gov](mailto:Michael.Phillips@ks.gov) if you have comments or questions.

**State of Kansas**  
**Fiscal Year 2020**  
**Section 1: Workforce Highlights**

**Profile of Classified and Unclassified Employees**

	<b>Classified</b>	<b>Unclassified</b>
<b>Number of Employees</b>	<b>5,379</b>	<b>14,180</b>
<b>Average Age</b>	<b>45</b>	<b>45</b>
<b>Average Length of Service</b>	<b>14</b>	<b>10</b>
<b>Average Annual Salary</b>	<b>\$44,203</b>	<b>\$50,123</b>

**Source:** SHARP (June 2020); Includes classified and unclassified, benefit-eligible employees including full and part-time employees. Excludes Regents universities, legislators, student employees, classified temporary and unclassified non-benefit eligible temporary employees.

**General Kansas Statistics Compared to Other U.S. States**

**Kansas Population** **2,913,314**  
**Population Rank Out of 50 States** **36th**

**Source:** U.S. Census Bureau (2019 State Population Estimates, July 2019)

**% of State & Local Government Employees to U.S. Total** **1.2%**

**Source:** U.S. Census Bureau; June 2019, Census of Governments

\*2020 numbers from the US Census Bureau had not been updated at the time of this report.

# Kansas Government Functions

## General Government

### Agency Name and Number

016 Abstracters Board of Examiners  
082 Attorney General  
094 Bank Commissioner  
266 Examiners for Hearing Aids, Board of  
102 Behavioral Sciences Reg Board  
028 Accountancy, Board of  
100 Barbering, Board of  
149 Cosmetology, Board of  
204 Mortuary Arts, Board of  
482 Nursing, Board of  
531 Pharmacy, Board of  
700 Veterinary Examiners, Board of  
122 Citizens Utility Ratepayer Bd  
143 Corporation Commission  
562 Tax Appeals, Board of  
167 Dental Board  
173 Administration, Department of  
159 Credit Unions, Department of  
565 Revenue, Department of  
335 Office of Information Technology Services  
300 Commerce, Department of  
252 Governor  
270 Health Care Stabilization  
328 Indigents Defense Services Board  
331 Insurance Department  
677 Judicial Branch  
349 Judicial Council  
058 Kansas Human Rights Commission  
553 Racing & Gaming Commission, Kansas  
522 Correctional Industries, Kansas  
247 Ethics Commission, Kansas Gov  
291 Home Inspectors Registration Board  
365 Public Employees Retirement System, Kansas  
422 Legislative Coordinating Council  
425 Legislative Research Department  
428 Legislature  
446 Lieutenant Governor  
178 Office of Administrative Hearings  
488 Optometry Board of Examiners  
671 Pooled Money Investment Board  
540 Legislative Division of Post Audit  
543 Real Estate Appraisal Board  
549 Real Estate Commission  
579 Revisor of Statutes  
622 Secretary of State  
625 Securities Commissioner of Kansas  
105 State Board of Healing Arts  
670 State Treasurer  
663 Technical Professions, Board of  
450 Lottery, Kansas

## Public Safety

### Agency Name and Number

034 Adjutant General  
521 Corrections, Department of  
195 El Dorado Correctional Facility  
177 Ellsworth Correctional Facility  
206 Emergency Medical Services Board  
234 Fire Marshal  
280 Highway Patrol  
313 Hutchinson Correctional Facility  
083 Investigation, Kansas Bureau of  
352 Juvenile Correctional Complex  
400 Lansing Correctional Facility  
408 Larned Correctional Mental Health Facility  
412 Larned Juvenile Correctional Facility  
581 Norton Correctional Facility  
529 Peace Officers, Standards & Training  
626 Sentencing Commission, Kansas  
660 Topeka Correctional Facility  
712 Winfield Correctional Facility

## Education

### Agency Name and Number

604 Blind, School for the  
610 Deaf, School for the  
652 Education, Department of  
379 Emporia State University  
246 Fort Hays State University  
288 Historical Society, Kansas  
367 Kansas State University  
434 Library, State  
385 Pittsburg State University  
561 Regents, Board of  
682 University of Kansas  
683 University of Kansas Medical Center  
715 Wichita State University

## Transportation

### Agency Name and Number

276 Transportation, Department of

## Agriculture and Natural Resources

### Agency Name and Number

046 Agriculture, Department of  
264 Dept of Health & Environment - Environment  
373 Fair, Kansas State  
709 Water Office, Kansas  
710 Wildlife, Parks & Tourism, Department of

## **Human Services**

### **Agency Name and Number**

039	Aging & Disability Services, Dept for
629	Children and Families, Department for
261	Guardianship Program, Kansas
264	Health & Environment - Department of Health
296	Labor, Department of
410	Larned State Hospital
363	Neurological Institute, Kansas
494	Osawatomie State Hospital
507	Parsons State Hospital & Training Center
555	Rainbow Mental Health Facility
694	Veterans' Affairs, Commission on

**Agriculture and Natural Resources:** agencies that promote, protect, and restore natural resources in Kansas. This includes agricultural product regulation and inspection, inspection of livestock facilities and monitoring the status of the environment; maintenance of state parks, state fishing lakes, and wildlife areas; conservation and management of soil and water resources; environmental protection, commodity inspections, and public health maintenance through control of animal infectious diseases.

**Education:** agencies that support primary, secondary, and higher education.

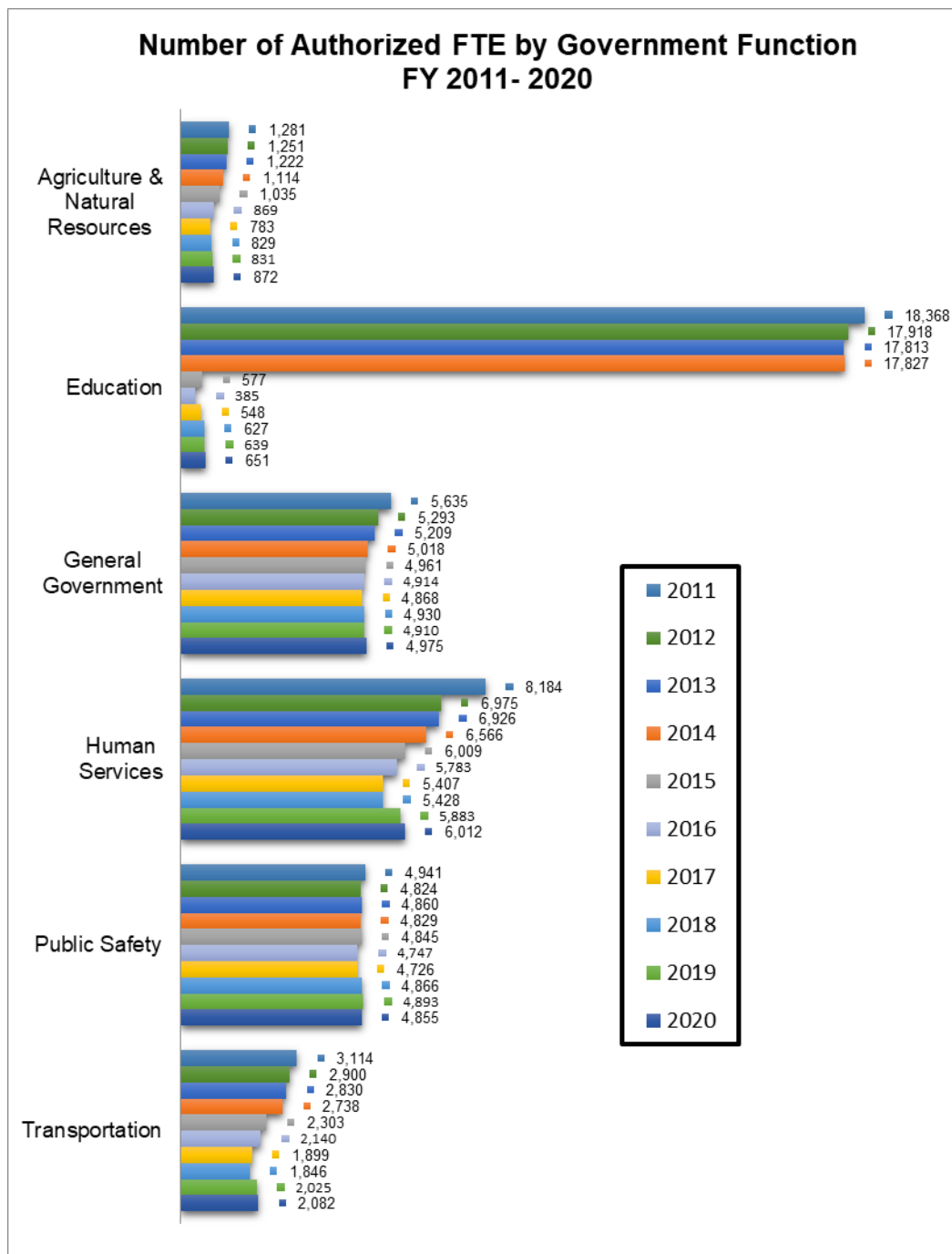
**General Government:** agencies that provide overall policy guidance to state government, perform administrative services to all state agencies, collect and distribute state revenues, and carry out regulatory functions.

**Human Services:** agencies that provide a wide range of services to Kansans, including job training and placement, payment of unemployment insurance benefits, veterans' counseling and care; preventive health services and social services to elderly and disadvantaged citizens.

**Public Safety:** agencies that preserve the security and safety of Kansas citizens.

**Transportation:** the Kansas Department of Transportation provides maintenance and improvement of the 10,000-mile state highway system.

**Source:** Fiscal Year 2020 Budget Comparison Report, Schedule 9.



**Source:** Fiscal Year 2020 Budget Comparison Report, (Schedule 7). The number of positions in Education decreased in Fiscal Year 2015 because Regents Universities are no longer included in the Workforce Report.

**Number of Positions by Agency**  
Full Time Equivalent (FTE) Positions

												FY 11 - 20
Agy #	Agency Name	2011	2012	2013	2014	2015	2016	2017	2018	2019	2020	+/-
028	Board of Accountancy	3.00	3.00	2.00	1.00	1.00	1.00	1.00	3.00	3.00	3.00	0.0
034	Adjutant General	219.00	199.00	197.00	200.50	185.50	132.50	132.50	134.50	134.50	158.50	-60.5
039	Ks Dept for Aging & Disability Svcs	214.00	164.00	277.25	233.00	217.00	195.00	167.50	224.00	249.00	249.00	35.0
046	Kansas Dept of Agriculture	341.50	353.50	352.49	270.00	233.00	138.48	118.00	122.00	71.00	41.00	-300.5
055	Animal Health Department	33.00	0.00	0.00	0.00	0.00	0.00	0.00	0.00	0.00	0.00	-33.0
058	Kansas Human Rights Comm	34.00	25.00	23.00	23.00	23.00	23.00	23.00	23.00	23.00	23.00	-11.00
082	Attorney General	110.00	109.40	103.50	116.00	116.00	120.00	119.39	119.39	130.00	125.60	15.60
083	Kansas Bureau of Investigation	221.00	209.00	218.00	211.00	223.00	223.00	223.00	223.00	243.00	238.00	17.00
094	Bank Commissioner	99.00	99.00	109.00	109.00	103.00	95.00	94.00	91.00	91.00	91.00	-8.00
100	Board of Barbering	1.50	1.50	1.50	1.50	1.00	1.00	1.00	1.00	0.50	0.75	-0.75
102	Behavioral Sciences Reg Board	8.00	8.00	9.00	9.00	6.00	6.00	6.00	8.00	10.00	8.00	0.0
105	State Board of Healing Arts	45.00	45.00	45.00	45.00	45.00	45.00	46.00	46.00	46.00	46.00	1.0
122	Citizens Utility Ratepayer Bd	6.00	6.00	6.00	6.00	6.00	6.00	6.00	6.00	7.00	7.00	1.0
143	Corporation Commission	214.00	212.00	209.00	198.00	198.00	197.00	204.50	204.50	204.50	204.50	-9.5
149	Board of Cosmetology	12.00	11.00	11.00	11.00	11.00	11.00	7.00	7.00	13.00	14.00	2.0
159	Department of Credit Unions	12.00	12.00	12.00	12.00	12.00	12.00	12.00	12.00	12.00	12.00	0.00
167	Dental Board	3.00	3.00	3.00	3.00	3.00	3.00	3.00	3.00	3.00	3.00	0.00
171	Health Policy Authority	294.70	0.00	0.00	0.00	0.00	0.00	0.00	0.00	0.00	0.00	-294.70
173	Department of Administration	747.00	568.30	542.25	467.15	466.15	391.00	372.75	385.95	323.50	415.50	-331.50
177	Ellsworth Correctional Facility	219.00	220.00	217.00	232.00	232.00	232.00	235.00	234.00	234.00	234.00	15.00
178	Office of Admin Hearings	13.00	13.00	13.00	10.00	9.00	4.00	3.00	2.00	8.00	10.00	-3.0
195	El Dorado Correctional Facility	426.00	422.00	422.00	477.50	480.50	483.00	480.00	481.00	486.00	481.00	55.0
204	Board of Mortuary Arts	3.00	3.00	3.00	3.00	3.00	3.00	3.00	3.00	3.00	3.00	0.0
206	Emergency Medical Services	14.00	14.00	14.00	14.00	14.00	14.00	14.00	10.00	10.00	10.01	-4.0
247	Ks Gov Ethics Commission	9.00	9.00	9.00	7.50	7.50	7.50	7.50	7.50	7.50	7.50	-1.50
252	Governor	40.00	40.10	40.00	36.87	30.42	31.17	35.50	31.58	34.08	37.10	-2.90
261	Ks Guardianship Program	11.00	10.00	10.00	10.00	10.00	10.00	10.00	10.00	10.00	10.00	-1.00
264	Dept of Health & Environment	428.00	421.00	404.63	378.58	345.58	291.48	221.93	284.08	334.10	372.70	-55.30
264	Dept of Health & Environment	363.40	554.40	536.93	466.75	452.90	496.60	302.05	296.05	622.50	1014.30	650.9
266	Bd of Examiners for Hearing Aids	0.50	0.00	0.00	0.00	0.00	0.00	0.00	0.50	0.50	0.50	0.0
270	Health Care Stabilization Fund	18.00	18.00	18.00	18.00	19.00	20.00	20.00	20.00	20.00	21.00	3.0
276	Department of Transportation	3113.50	2916.50	2829.50	2687.50	2302.50	2139.50	1899.00	1846.00	2024.75	2081.50	-1,032.0
280	Highway Patrol	859.00	851.00	841.00	841.00	841.00	834.00	829.00	823.00	823.00	854.00	-5.0
288	Kansas Historical Society	134.00	117.00	117.00	95.50	95.50	95.50	95.50	73.25	76.50	77.50	-56.50
296	Department of Labor	552.00	499.00	489.00	443.44	335.05	232.45	217.85	191.65	175.29	178.04	-373.96
300	Dept of Commerce	314.80	251.80	238.00	192.00	164.25	149.00	137.12	137.12	114.10	112.30	-202.50
313	Hutchinson Correctional Facility	512.00	510.00	504.00	504.00	504.00	504.00	501.00	499.00	505.00	506.00	-6.00
319	Topeka Juvenile Correctional Facility	0.00	0.00	0.00	0.00	0.00	0.00	0.00	0.00	0.00	0.00	0.00
325	Beloit Juvenile Correctional Facility	0.00	0.00	0.00	0.00	0.00	0.00	0.00	0.00	0.00	0.00	0.0
328	Board of Indigents Defense Services	195.00	185.00	188.00	186.50	187.00	187.00	188.50	191.60	196.10	198.70	3.7
331	Insurance Department	138.40	123.40	122.36	122.36	122.36	122.36	118.50	139.00	129.20	129.63	-8.8
335	Office of Information Technology Services	0.00	0.00	0.00	0.00	0.00	0.00	0.00	67.15	67.15	92.65	92.7
349	Judicial Council	7.00	4.00	5.00	5.00	5.00	5.00	5.00	5.00	5.00	5.00	-2.0
350	Juvenile Justice Authority	45.00	32.00	32.00	0.00	0.00	0.00	0.00	0.00	0.00	0.00	-45.00
352	Kansas Juvenile Correct Complex	297.50	292.50	288.50	266.50	262.50	236.50	226.50	349.50	349.50	257.50	-40.00
355	Atchison Juvenile Correctional Facility	0.00	0.00	0.00	0.00	0.00	0.00	0.00	0.00	0.00	0.00	0.00
359	Ks Arts Commission	8.00	0.00	0.00	0.00	0.00	0.00	0.00	0.00	0.00	0.00	-8.00
360	Kansas, Inc.	4.50	0.00	0.00	0.00	0.00	0.00	0.00	0.00	0.00	0.00	-4.50
363	Kansas Neurological Institute	546.70	485.70	469.70	471.70	473.50	457.20	437.70	437.70	437.70	437.70	-109.0
365	Ks Pub Employees Ret Sys	87.30	86.30	95.25	97.35	98.35	98.35	98.35	98.35	98.35	98.35	11.1
371	Ks Tech Enterprise Corp	14.70	0.00	0.00	0.00	0.00	0.00	0.00	0.00	0.00	0.00	-14.7
373	Kansas State Fair Board	24.00	25.00	25.00	25.00	25.00	25.00	25.00	25.00	26.00	26.00	2.0
400	Lansing Correctional Facility	682.00	682.00	679.00	679.00	682.00	681.00	678.00	682.00	684.00	685.00	3.0
408	Larned Cor Mental Hlth Facility	185.00	184.00	183.00	182.00	182.00	184.00	184.00	184.00	186.00	187.00	2.00
410	Larned State Hospital	976.20	839.20	889.20	928.00	936.50	936.50	924.50	920.50	972.50	972.50	-3.70



**Number of Positions by Agency**  
Full Time Equivalent (FTE) Positions

												FY 11 - 20
Agy #	Agency Name	2011	2012	2013	2014	2015	2016	2017	2018	2019	2020	+/-
412	Larned Juvenile Correctional Facility	157.00	150.00	148.00	142.00	147.00	137.00	136.00	136.00	136.00	136.00	-21.0
422	Legislative Coordinating Council	14.00	15.00	12.00	8.00	8.00	8.00	8.00	8.00	9.00	8.00	-6.0
425	Legislative Research Department	40.00	40.00	40.00	40.00	40.00	40.00	40.00	40.00	40.00	40.00	0.0
428	Legislature	37.00	39.00	48.00	48.00	48.00	48.00	48.00	48.00	48.00	48.00	11.0
434	State Library	25.00	24.00	24.00	25.00	24.00	18.00	16.00	21.00	21.00	25.00	0.0
446	Office of the Lt Governor	3.50	3.50	3.00	0.00	0.00	0.00	0.00	0.00	0.00	0.00	-3.5
450	The Kansas Lottery	99.00	99.00	96.00	90.00	85.00	75.00	76.00	105.00	95.00	95.00	-4.0
482	Kansas Board of Nursing	24.00	24.00	23.00	26.00	25.00	26.00	26.00	25.00	27.00	27.00	3.0
488	Optometry Board of Examiners	0.80	0.80	0.80	0.80	0.80	1.00	1.00	1.00	1.00	1.00	0.2
494	Osawatomie State Hospital	441.40	396.40	386.40	396.40	498.10	483.10	483.10	478.10	478.10	476.55	35.2
507	Parsons State Hospital & Training Center	495.20	455.20	437.20	427.70	467.20	467.20	477.20	477.20	477.20	477.20	-18.0
521	Kansas Department of Corrections	321.00	298.50	357.00	311.50	305.00	316.00	298.00	297.00	308.75	315.75	-5.3
523	Ks Parole Board	3.00	0.00	0.00	0.00	0.00	0.00	0.00	0.00	0.00	0.00	-3.0
529	KS Cmsn on Peace Officers Stds & Training	7.00	7.00	7.00	7.00	6.00	5.00	5.00	5.00	5.00	5.00	-2.0
531	Board of Pharmacy	8.00	8.00	8.00	8.00	9.00	9.00	10.00	10.00	7.00	10.00	2.0
540	Legislative Division of Post Audit	22.00	22.00	22.00	22.00	25.00	25.00	25.00	25.00	25.00	24.00	2.0
543	Real Estate Appraisal Board	2.00	2.00	2.00	2.00	2.00	2.00	2.00	2.00	2.00	2.00	0.0
549	Real Estate Commission	15.00	13.00	13.00	11.00	9.00	9.00	4.00	8.00	10.80	11.80	-3.2
553	Kansas Racing & Gaming Commission	73.50	99.50	98.00	93.50	91.50	113.00	110.50	109.50	103.50	103.50	30.0
555	Rainbow Mental Hlth Facility	122.20	112.20	109.20	112.20	0.00	0.00	0.00	0.00	0.00	0.00	-122.2
561	Board of Regents	63.50	63.50	62.50	62.50	62.50	62.50	62.50	62.50	62.50	62.50	-1.0
562	Board of Tax Appeals	26.00	20.00	19.00	19.00	17.00	17.00	17.00	17.00	17.00	16.00	-10.0
565	Kansas Department of Revenue	1096.00	1046.00	994.00	944.00	944.00	944.00	971.70	971.70	1019.10	988.80	-107.2
579	Revisor of Statutes	31.50	31.50	31.50	31.50	31.50	31.50	31.50	31.50	31.50	31.50	0.0
581	Norton Correctional Facility	264.00	259.00	261.00	260.00	264.00	262.00	261.00	262.00	262.00	262.00	-2.0
604	School for the Blind	33.50	82.50	82.50	81.50	81.50	81.50	81.50	81.50	81.50	81.50	48.0
610	School for the Deaf	173.50	150.50	150.50	143.50	143.50	143.50	143.50	143.50	143.50	143.50	-30.0
622	Secretary of State	54.00	51.00	51.00	50.00	48.00	48.00	47.00	46.00	46.00	46.00	-8.0
625	Office of the State Securities Commissioner	32.10	32.10	30.00	30.00	30.00	26.75	30.00	30.00	30.00	30.00	-2.1
626	Kansas Sentencing Commission	10.00	8.00	8.00	9.00	9.00	9.50	9.50	9.50	10.50	10.50	0.5
629	Kansas Department for Children and Families	3669.10	3119.10	2987.63	2743.76	2251.51	2136.51	2024.91	2024.91	2183.93	2272.93	-1,396.2
634	Ks Conservation Commission	13.00	0.00	0.00	0.00	0.00	0.00	0.00	0.00	0.00	0.00	-13.0
652	Department of Education	210.30	188.00	187.25	170.50	170.00	160.00	148.90	244.90	253.50	261.03	50.7
660	Topeka Correctional Facility	246.00	238.00	239.00	239.00	255.00	255.00	255.00	256.00	256.00	255.00	9.0
663	State Board of Technical Professions	5.00	5.00	5.00	5.00	5.00	5.00	5.00	2.00	4.00	5.00	0.0
670	State Treasurer	53.50	46.50	46.50	46.50	45.50	45.50	45.50	39.50	39.50	39.00	-14.5
677	Judicial Branch	1855.30	1855.30	1855.30	1858.30	1859.30	1899.30	1861.80	1865.30	1868.00	1868.00	12.7
694	Veterans Commission	498.00	340.00	333.00	333.00	368.00	368.00	368.00	368.00	368.00	368.00	-130.0
700	Board of Veterinary Examiners	3.00	3.00	3.00	4.00	0.00	4.00	4.00	4.00	4.00	4.00	1.0
709	Kansas Water Office	23.50	21.00	21.00	18.00	18.00	19.00	19.00	19.00	19.00	20.00	-3.5
710	KS Wildlife, Parks & Tourism	417.50	430.50	418.50	418.50	412.50	395.50	395.50	379.00	381.00	411.80	-5.7
712	Winfield Correctional Facility	200.00	200.00	196.00	198.00	198.00	198.00	197.00	197.00	197.00	197.00	-3.0
<b>Total FTE</b>		<b>23,748</b>	<b>21,837</b>	<b>21,621</b>	<b>20,734</b>	<b>19,674</b>	<b>18,974</b>	<b>18,180</b>	<b>18,513</b>	<b>19,276</b>	<b>19,920</b>	<b>-3,828</b>

**Comments:** Positions by agency reflects the total number of full-time equivalent positions authorized for each agency. Typically, agencies have more positions than employees, because there are vacancies at any given time. In some cases, more than one employee may be used to fill an FTE.

**Source:** Fiscal Year 2020 Budget Comparison Report, (Schedule 7).

**Number of Classified and Unclassified Employees by Agency**  
**Fiscal Year 2020**

Agy #	Agency Name	Number of Employees		Total
		Classified	Unclassified	
016	Abstracters Board of Examiners	0	0	0
028	Board of Accountancy	0	2	2
034	Adjutant General	4	257	261
039	Ks Dept for Aging & Disability Svs	19	205	224
046	Kansas Dept of Agriculture	20	302	322
058	Kansas Human Rights Comm	8	8	16
082	Attorney General	0	158	158
083	Kansas Bureau of Investigation	148	186	334
094	Bank Commissioner	0	99	99
100	Board of Barbering	0	3	3
102	Behavioral Sciences Reg Board	0	9	9
105	State Board of Healing Arts	0	56	56
122	Citizens Utility Ratepayer Bd	0	7	7
143	Corporation Commission	2	160	162
149	Board of Cosmetology	1	12	13
159	Department of Credit Unions	0	11	11
167	Dental Board	0	2	2
173	Department of Administration	55	347	402
177	Ellsworth Correctional Facility	170	38	208
178	Office of Admin Hearings	0	11	11
195	El Dorado Correctional Facility	402	67	469
204	Board of Mortuary Arts	2	1	3
206	Emergency Medical Services	8	5	13
234	Fire Marshal	5	58	63
247	Ks Gov Ethics Commission	0	8	8
252	Governor	0	44	44
264	Dept of Health & Environment	128	1,222	1350
266	Bd of Examiners for Hearing Aids	0	0	0
270	Health Care Stabilization Fund	0	20	20
276	Department of Transportation	275	1,848	2123
280	Highway Patrol	652	124	776
288	Kansas Historical Society	50	12	62
296	Department of Labor	118	259	377
300	Dept of Commerce	81	173	254
313	Hutchinson Correctional Facility	405	93	498
328	Board of Indigents Defense Services	17	162	179
331	Insurance Department	1	124	125
335	Office of Information Technology Services	11	89	100
349	Judicial Council	0	5	5
352	Kansas Juvenile Correct Complex	169	44	213
363	Kansas Neurological Institute	142	238	380

**Number of Classified and Unclassified Employees by Agency  
Fiscal Year 2020**

Agy #	Agency Name	Number of Employees		Total
		Classified	Unclassified	
365	Ks Pblc Employees Retirmnt Sys	0	112	112
373	Kansas State Fair Board	3	20	23
400	Lansing Correctional Facility	346	35	381
408	Larned Corr Mental Hlth Fclty	153	30	183
410	Larned State Hospital	140	480	620
422	Legislative Coordinating Cncl	0	8	8
425	Legislative Research Dept	0	36	36
428	Legislature	0	208	208
434	State Library	7	19	26
450	The Kansas Lottery	1	84	85
482	Board of Nursing	4	18	22
488	Optometry Board of Examiners	1	0	1
494	Osawatomie State Hospital	43	348	391
507	Parsons St Hosp & Trng Center	147	299	446
521	Department of Corrections	156	258	414
522	KS Correctional Industries	6	49	55
529	KS Comm Peace Ofcrs Std & Trng	0	5	5
531	Board of Pharmacy	2	13	15
540	Post Audit Legislative Div	0	26	26
543	Real Estate Appraisal Board	0	2	2
549	Real Estate Commission	0	12	12
553	Kansas Racing & Gaming Comm	6	78	84
561	Board of Regents	0	56	56
562	Court of Tax Appeals	1	10	11
565	Department of Revenue	199	827	1,026
579	Revisor of Statutes	0	31	31
581	Norton Correctional Facility	192	45	237
604	School for the Blind	5	62	67
610	School for the Deaf	13	116	129
622	Secretary of State	0	36	36
626	Kansas Sentencing Commission	0	13	13
629	Dept for Children and Families	530	1,664	2,194
652	Department of Education	9	236	245
660	Topeka Correctional Facility	192	53	245
663	Technical Professions St Bd	0	4	4
670	State Treasurer	1	32	33
671	Pooled Money Investment Board	1	4	5
677	Judicial Branch	0	1,793	1,793
694	Veterans Commission	84	184	268
700	Board of Veterinary Examiners	0	4	4
709	Kansas Water Office	0	17	17
710	KS Wildlife, Parks & Tourism	97	338	435
712	Winfield Correctional Facility	147	46	193
	<b>TOTAL</b>	<b>5,379</b>	<b>14,180</b>	<b>19,559</b>

**Source:** SHARP (FY 2020); Includes classified and unclassified, benefit-eligible employees including full and part-time employees. Excludes Regents universities, legislators, classified temporary and unclassified non-benefit eligible employees.

## Classified Employees by County of Work Fiscal Year 2020

County	Num of Emp	Avg Age	Avg Yrs Service	Avg Salary	County	Num of Emp	Avg Age	Avg Yrs Service	Avg Salary
Allen	7	43.43	12.70	\$47,536.91	Linn	4	40.25	15.24	\$54,844.40
Anderson	8	49.38	17.43	\$41,886.00	Logan	4	48.00	17.00	\$59,867.60
Atchison	8	41.38	12.37	\$42,801.20	Lyon	28	46.46	13.87	\$42,533.77
Barber	2	43.50	19.99	\$70,605.60	Marion	6	45.67	15.70	\$47,971.73
Barton	29	47.97	17.84	\$53,803.86	Marshall	6	49.67	25.87	\$40,105.87
Bourbon	6	50.50	13.77	\$40,313.87	McPherson	18	48.06	18.99	\$45,748.44
Brown	11	54.73	27.94	\$44,505.38	Meade	3	40.00	17.26	\$60,689.27
Butler	394	38.27	7.60	\$42,925.66	Miami	58	49.81	17.37	\$37,229.31
Chase	1	36.00	14.49	\$60,382.40	Mitchell	4	37.75	10.05	\$49,192.00
Chautauqua	1	48.00	14.49	\$60,382.40	Montgomery	32	48.59	14.66	\$44,336.50
Cherokee	16	50.06	17.27	\$38,586.60	Morris	1	41.00	3.92	\$46,092.80
Cheyenne	0	0.00	0.00	\$0.00	Morton	2	43.50	15.62	\$57,720.00
Clay	4	42.25	17.46	\$60,450.00	Nemaha	3	43.33	12.31	\$58,052.80
Cloud	7	44.86	18.47	\$51,049.14	Neosho	32	53.22	19.34	\$47,235.50
Coffey	11	44.09	11.70	\$44,704.87	Norton	176	43.90	11.04	\$44,475.72
Comanche	2	46.50	19.42	\$62,951.20	Osage	6	36.00	8.72	\$50,121.07
Cowley	173	44.69	12.75	\$41,502.61	Osborne	3	42.67	18.08	\$72,848.53
Crawford	43	52.84	18.57	\$46,909.80	Ottawa	2	40.50	12.73	\$47,808.80
Decatur	0	0.00	0.00	\$0.00	Pawnee	298	45.89	12.60	\$41,439.39
Dickinson	4	44.50	19.14	\$53,700.40	Phillips	8	45.38	18.38	\$48,133.80
Doniphan	1	46.00	22.27	\$69,784.00	Pottawatomie	6	41.00	10.89	\$53,040.00
Douglas	47	49.91	15.88	\$45,810.89	Pratt	11	48.18	16.52	\$39,387.64
Edwards	1	65.00	19.74	\$38,896.00	Rawlins	2	50.50	23.99	\$62,514.40
Ellis	46	50.54	19.86	\$51,693.74	Reno	456	37.95	9.16	\$43,676.53
Ellsworth	175	41.12	9.51	\$45,679.65	Republic	7	55.86	18.87	\$38,988.11
Finney	47	49.51	16.68	\$47,032.78	Rice	3	48.00	15.16	\$50,488.53
Ford	64	49.52	15.44	\$36,879.70	Riley	30	50.43	19.15	\$48,796.80
Franklin	14	48.93	14.85	\$45,467.31	Rooks	31	45.35	10.34	\$44,715.97
Geary	24	48.29	14.10	\$41,636.40	Rush	0	0.00	0.00	\$0.00
Gove	3	36.00	6.66	\$50,530.13	Russell	5	38.20	11.43	\$55,402.88
Graham	1	43.00	17.14	\$66,518.40	Saline	143	44.24	13.61	\$44,161.75
Grant	2	57.50	8.83	\$58,520.80	Scott	5	33.60	8.44	\$55,523.52
Gray	4	48.50	20.31	\$72,212.40	Sedgwick	321	46.37	15.29	\$46,153.32
Greenwood	4	35.50	4.89	\$38,963.60	Seward	20	47.55	16.53	\$44,721.04
Hamilton	2	48.00	10.19	\$33,997.60	Shawnee	1532	48.72	17.26	\$44,757.59
Harper	2	37.50	12.71	\$56,898.40	Sheridan	3	50.33	21.65	\$44,491.20
Harvey	13	48.69	16.05	\$45,260.80	Sherman	11	45.36	16.62	\$48,265.45
Haskell	3	36.67	7.38	\$52,187.20	Smith	2	37.50	10.73	\$63,408.80
Hodgeman	2	32.50	10.13	\$53,539.20	Stafford	5	39.80	17.09	\$52,815.36
Jackson	6	45.17	15.63	\$47,216.00	Stevens	2	59.00	22.74	\$36,732.80
Jefferson	10	41.30	14.11	\$52,418.08	Sumner	12	39.92	11.84	\$49,738.00
Jewell	2	27.50	4.24	\$48,505.60	Thomas	16	42.31	13.41	\$52,766.96
Johnson	148	47.99	15.13	\$44,105.42	Trego	10	37.90	10.37	\$54,065.44
Kearny	3	31.67	7.32	\$55,452.80	Wabaunsee	4	40.00	6.43	\$46,893.60
Kingman	3	46.67	21.04	\$65,027.73	Washington	2	42.50	18.54	\$77,948.00
Kiowa	2	39.00	10.73	\$55,234.40	Wilson	4	45.75	17.51	\$60,959.60
Labette	204	45.90	13.55	\$36,091.82	Woodson	6	47.83	14.14	\$44,338.67
Leavenworth	373	41.28	11.10	\$44,495.77	Wyandotte	95	50.35	17.95	\$41,510.91
Lincoln	6	45.50	20.39	\$46,370.13	All Other	2	41.50	15.83	\$72,373.60

**Source:** SHARP (FY 2020); Excludes Regents universities, unclassified, temporary and student employees.

## Unclassified Employees by County of Work Fiscal Year 2020

County	Num of Emp	Avg Age	Avg Yrs Service	Avg Salary	County	Num of Emp	Avg Age	Avg Yrs Service	Avg Salary
Allen	27	49.70	12.86	\$49,713.78	Linn	19	49.58	10.79	\$44,706.45
Anderson	25	47.40	12.78	\$46,641.22	Logan	23	42.57	12.08	\$41,471.14
Atchison	44	47.23	10.01	\$43,604.35	Lyon	88	43.51	9.28	\$43,993.68
Barber	11	52.09	5.90	\$39,891.28	Marion	30	45.57	13.89	\$48,051.52
Barton	98	46.92	11.69	\$46,570.89	Marshall	22	43.14	10.65	\$41,535.10
Bourbon	39	43.31	7.50	\$40,146.38	McPherson	31	51.42	13.14	\$46,850.81
Brown	45	47.73	16.41	\$46,139.23	Meade	13	47.31	13.48	\$44,758.86
Butler	180	46.14	11.92	\$45,073.01	Miami	388	43.73	6.62	\$51,221.55
Chase	7	52.00	20.10	\$45,060.09	Mitchell	16	49.25	9.94	\$42,708.44
Chautauqua	12	49.42	15.41	\$38,753.61	Montgomery	81	44.60	7.98	\$44,458.10
Cherokee	31	46.26	8.82	\$42,947.21	Morris	18	50.72	14.80	\$38,707.87
Cheyenne	7	46.43	9.32	\$41,840.62	Morton	11	45.27	7.90	\$47,989.69
Clark	12	45.33	15.39	\$42,863.83	Nemaha	22	42.73	8.75	\$40,305.44
Clay	26	44.35	8.83	\$39,567.12	Neosho	159	48.77	11.69	\$46,845.37
Cloud	34	42.82	9.38	\$40,934.99	Ness	12	56.50	19.96	\$42,828.15
Coffey	10	43.00	16.62	\$51,095.95	Norton	89	44.55	12.08	\$47,156.97
Comanche	10	42.80	7.81	\$39,706.08	Osage	23	40.78	7.60	\$38,360.74
Cowley	211	44.08	7.38	\$41,261.79	Osborne	9	48.22	18.03	\$48,196.60
Crawford	121	44.55	9.40	\$44,266.13	Ottawa	17	45.29	6.72	\$42,200.07
Decatur	10	52.80	21.34	\$43,390.36	Pawnee	532	41.36	7.33	\$46,761.45
Dickinson	27	48.85	11.14	\$43,735.81	Phillips	35	46.60	11.69	\$42,235.23
Doniphan	11	35.73	5.41	\$40,388.78	Pottawatomie	44	50.66	13.33	\$46,182.64
Douglas	155	43.31	9.74	\$46,583.99	Pratt	118	45.46	13.35	\$49,467.44
Edwards	8	50.00	16.96	\$45,660.03	Rawlins	18	48.50	11.15	\$43,676.86
Elk	2	50.00	4.29	\$38,404.08	Reno	312	47.73	11.85	\$46,172.29
Ellis	141	45.45	12.24	\$48,247.35	Republic	18	48.72	10.97	\$42,087.49
Ellsworth	76	50.05	12.57	\$44,942.91	Rice	12	52.83	12.06	\$38,931.56
Finney	143	44.27	9.29	\$45,450.23	Riley	233	44.26	9.76	\$52,427.51
Ford	152	45.44	7.79	\$44,442.42	Rooks	23	44.39	15.10	\$49,759.89
Franklin	52	46.00	10.24	\$41,934.41	Rush	11	46.82	9.09	\$39,098.61
Geary	116	41.83	8.40	\$45,079.48	Russell	15	52.87	18.03	\$43,118.30
Gove	10	48.20	13.07	\$40,125.38	Saline	259	47.62	10.92	\$46,592.01
Graham	9	40.22	8.92	\$39,510.18	Scott	14	49.14	8.53	\$39,635.71
Grant	13	45.38	10.41	\$40,662.20	Sedgwick	964	44.97	8.60	\$46,485.14
Gray	11	49.64	9.89	\$43,498.91	Seward	41	41.80	8.91	\$39,792.73
Greeley	7	45.57	10.17	\$41,354.41	Shawnee	6555	45.07	10.27	\$55,156.83
Greenwood	12	45.75	10.61	\$39,747.91	Sheridan	7	56.71	20.65	\$42,839.83
Hamilton	15	47.60	12.05	\$45,250.15	Sherman	19	53.53	12.58	\$40,904.97
Harper	12	51.42	11.10	\$43,168.93	Smith	8	48.63	15.42	\$40,713.01
Harvey	50	43.98	10.88	\$43,910.07	Stafford	10	43.60	10.35	\$48,309.36
Haskell	7	53.14	5.75	\$42,104.10	Stanton	2	46.50	10.90	\$52,598.52
Hodgeman	7	44.57	8.01	\$40,361.95	Stevens	10	47.20	10.68	\$52,175.08
Jackson	19	48.21	11.18	\$41,794.76	Sumner	42	45.57	9.90	\$47,843.43
Jefferson	23	48.70	13.26	\$48,818.30	Thomas	32	44.78	13.72	\$47,046.82
Jewell	17	49.82	14.75	\$42,389.76	Trego	19	45.84	13.28	\$42,080.48
Johnson	644	44.00	8.45	\$47,688.25	Wabaunsee	16	48.75	12.57	\$40,961.37
Kearny	10	41.80	6.30	\$40,637.02	Wallace	8	44.13	6.61	\$35,914.58
Kingman	18	52.11	11.62	\$41,931.44	Washington	14	51.50	8.77	\$45,551.89
Kiowa	7	52.00	18.32	\$45,317.41	Wichita	3	52.67	2.68	\$47,342.53
Labette	348	41.54	7.42	\$35,779.33	Wilson	20	48.00	10.83	\$43,295.26
Lane	8	51.88	7.48	\$39,956.67	Woodson	14	44.71	9.02	\$41,644.59
Leavenworth	164	48.23	10.95	\$47,224.83	Wyandotte	397	44.78	10.60	\$47,642.31
Lincoln	13	45.62	7.11	\$42,394.38	All Other	17	44.18	7.78	\$48,531.10

**Source:** SHARP (FY 2020); Excludes Regents universities, classified, student employees, legislators, and unclassified temporary employees that are non-benefit eligible.

**Twenty-Five Most Populous Job Titles**  
**Classified Jobs - FY 2020**

Rank	Job Title	Number of Employees
1	Corrections Officer I (B)	617
2	Corrections Officer I (A)	341
3	Corrections Officer II	339
4	Corrections Supervisor I	283
5	Hwy Patrol Master/Tech Trooper	221
6	MHDD Technician	211
7	Human Services Specialist	174
8	Highway Patrol Trooper	127
9	Senior Administrative Asst	114
10	Administrative Specialist	107
11	Human Services Assistant	100
12	Administrative Assistant	97
13	Program Specialist I	88
14	Highway Patrol Lieutenant	87
15	Parole Officer I	79
16	Corrections Counselor I	77
17	Corrections Supervisor II	77
18	Juvenile Corrections Off I (B)	66
19	Special Agent - KBI	66
20	Program Consultant I	65
21	Engineering Technician Senior	62
22	Natural Resource Officer I	58
23	Unit Team Supervisor	56
24	Custodial Specialist	55
25	Driver License Examiner	44

**Source:** SHARP (FY 2020) Includes part-time and full-time classified employees. Excludes Regents universities, unclassified, temporary, and student employees.

**Twenty-Five Most Populous Agencies  
FY 2020**

Rank	Agy #	Agency Name	Number of Employees		
			Classified	Unclassified	Total
1	629	Dept for Children and Families	530	1,664	2,194
2	276	Department of Transportation	275	1,848	2,123
3	677	Judicial Branch	0	1,793	1,793
4	264	Dept of Health & Environment	128	1,222	1,350
5	565	Department of Revenue	199	827	1,026
6	280	Highway Patrol	652	124	776
7	410	Larned State Hospital	140	480	620
8	313	Hutchinson Correctional Fclty	405	93	498
9	195	El Dorado Correctional Fclty	402	67	469
10	507	Parsons St Hosp & Trng Center	147	299	446
11	710	KS Wildlife, Parks & Tourism	97	338	435
12	521	Department of Corrections	156	258	414
13	173	Department of Administration	55	347	402
14	494	Osawatomie State Hospital	43	348	391
15	400	Lansing Correctional Facility	346	35	381
16	363	Kansas Neurological Institute	142	238	380
17	296	Department of Labor	118	259	377
18	083	Kansas Bureau of Investigation	148	186	334
19	046	Kansas Dept of Agriculture	20	302	322
20	694	Veterans Commission	84	184	268
21	034	Adjutant General	4	257	261
22	300	Department of Commerce	81	173	254
23	652	Department of Education	9	236	245
24	660	Topeka Correctional Facility	192	53	245
25	581	Norton Correctional Facility	192	45	237

**Comments:** Eighty-three percent of employees are in the top twenty-five most populous agencies.

**Source:** SHARP (FY 2020) Includes classified and unclassified, benefit-eligible employees including full and part-time employees. Excludes Regents universities, legislators, student employees, classified temporary and unclassified non-benefit eligible temporary employees.

### **Workforce Summary**

- The average age of the Classified and Unclassified workforce was 45 and had 11 years of service.
- 63% of employees were age 40 or older.
- 57% of employees had less than 10 years of employment and 39% had less than 5 years.



**Number, Salary, Age and Years of Service of Classified Employees by Agency**  
**Fiscal Year 2020**

<b>Agy #</b>	<b>Agency Name</b>	<b># Classified Employees</b>	<b>Average Salary</b>	<b>Average Age</b>	<b>Average Yrs of Service</b>
016	Abstracters Board of Examiners	0	NR	NR	NR
028	Board of Accountancy	0	NR	NR	NR
034	Adjutant General	4	\$39,122	59.75	26.18
039	Ks Dept for Aging & Disability Services	19	\$45,894	56.79	23.71
046	Kansas Dept of Agriculture	20	\$53,663	55.40	22.61
058	Kansas Human Rights Commission	8	\$45,308	59.00	20.26
082	Attorney General	0	NR	NR	NR
083	Kansas Bureau of Investigation	148	\$57,125	43.10	11.01
094	Bank Commissioner	0	NR	NR	NR
100	Board of Barbering	0	NR	NR	NR
102	Behavioral Sciences Reg Board	0	NR	NR	NR
105	State Board of Healing Arts	0	NR	NR	NR
122	Citizens Utility Ratepayer Bd	0	NR	NR	NR
143	Corporation Commission	2	\$34,258	69.50	32.03
149	Board of Cosmetology	1	\$30,493	48.00	25.27
159	Department of Credit Unions	0	NR	NR	NR
167	Dental Board	0	NR	NR	NR
173	Department of Administration	55	\$39,850	57.51	23.61
177	Ellsworth Correctional Facility	170	\$45,125	40.98	9.20
178	Office of Admin Hearings	0	NR	NR	NR
195	El Dorado Correctional Facility	402	\$42,678	36.51	5.91
204	Board of Mortuary Arts	2	\$37,398	65.00	20.13
206	Emergency Medical Services	8	\$43,061	53.38	12.62
234	Fire Marshal	5	\$47,990	47.20	9.53
247	Ks Gov Ethics Commission	0	NR	NR	NR
252	Governor	0	NR	NR	NR
264	Dept of Health & Environment	128	\$49,803	57.62	23.88
266	Bd of Examiners for Hearing Aids	0	NR	NR	NR
270	Health Care Stabilization Fund B	0	NR	NR	NR
276	Department of Transportation	275	\$41,733	55.01	22.56
280	Highway Patrol	652	\$56,236	41.29	13.54
288	Kansas Historical Society	50	\$40,609	49.96	16.23
296	Department of Labor	118	\$39,148	43.61	13.35
300	Dept of Commerce	81	\$37,926	48.60	9.43
313	Hutchinson Correctional Facility	405	\$43,749	36.35	8.17
328	Indigents Defense Services St Bd	17	\$38,659	55.82	22.29
331	Insurance Department	1	\$41,870	67.00	43.05
335	Office of Information Technology Svs	11	\$50,097	54.73	27.15
349	Judicial Council	0	NR	NR	NR
352	Kansas Juvenile Correct. Complex	169	\$42,328	41.96	9.64
363	Kansas Neurological Institute	142	\$34,151	51.62	21.00
365	Ks Public Employees Retirement Sys	0	NR	NR	NR

**Number, Salary, Age and Years of Service of Classified Employees by Agency cont.**

**Fiscal Year 2020**

<b>Agy #</b>	<b>Agency Name</b>	<b># Classified Employees</b>	<b>Average Salary</b>	<b>Average Age</b>	<b>Average Yrs of Service</b>
373	Kansas State Fair Board	3	\$34,597	61.33	16.90
400	Lansing Correctional Facility	346	\$44,426	40.54	10.53
408	Larned Corr Mental Health Facility	153	\$44,186	40.03	10.10
410	Larned State Hospital	140	\$37,977	52.19	15.16
412	Larned Juvenile Correctional Facility	0	NR	NR	NR
422	Legislative Coordinating Council	0	NR	NR	NR
425	Legislative Research Dept	0	NR	NR	NR
428	Legislature	0	NR	NR	NR
434	State Library	7	\$37,247	60.29	25.55
450	The Kansas Lottery	1	\$30,493	39.00	19.78
482	Board of Nursing	4	\$67,772	52.50	13.00
488	Optometry Board of Examiners	1	\$43,950	55.00	19.91
494	Osawatomie State Hospital	43	\$33,906	51.60	17.98
507	Parsons St Hosp & Training Center	147	\$33,510	49.83	16.58
521	Department of Corrections	156	\$44,210	42.54	11.37
522	KS Correctional Industries	6	\$39,166	49.33	19.46
529	Ks Comm Peace Officers Std & Trng	0	NR	NR	NR
531	Board of Pharmacy	2	\$58,510	62.50	18.23
540	Legislation Division of Post Audit	0	NR	NR	NR
543	Real Estate Appraisal Board	0	NR	NR	NR
549	Real Estate Commission	0	NR	NR	NR
553	Kansas Racing & Gaming Comm	6	\$47,233	53.17	18.48
561	Board of Regents	0	NR	NR	NR
562	Court of Tax Appeals	1	\$31,262	53.00	28.96
565	Department of Revenue	199	\$41,829	55.28	21.67
579	Revisor of Statutes	0	NR	NR	NR
581	Norton Correctional Facility	192	\$44,481	44.35	10.85
604	School for the Blind	5	\$36,408	59.00	21.86
610	School for the Deaf	13	\$41,058	55.23	16.26
622	Secretary of State	0	NR	NR	NR
625	Office of the Securities Comm	0	NR	NR	NR
626	Kansas Sentencing Commission	0	NR	NR	NR
629	Dept for Children and Families	530	\$40,374	54.78	22.03
652	Department of Education	9	\$43,828	58.78	18.32
660	Topeka Correctional Facility	192	\$44,357	37.49	8.42
663	State Bd of Technical Professions	0	NR	NR	NR
670	State Treasurer	1	\$40,872	58.00	35.75
671	Pooled Money Investment Board	1	\$50,918	57.00	26.82
677	Judicial Branch	0	NR	NR	NR
694	Veterans Commission	84	\$30,282	52.21	16.79
709	Kansas Water Office	0	NR	NR	NR
710	KS Wildlife, Parks & Tourism	97	\$47,784	37.45	10.43
712	Winfield Correctional Facility	147	\$44,871	40.94	9.71

**Source:** SHARP (FY 2020); Includes full-time and part-time classified employees. Excludes Regents universities, legislators, unclassified, and student employees. So that individuals cannot be easily identified, agencies with less than 5 classified employees are listed as "NR" for "not reported". Agencies without classified employees are also listed as "NR".

**Number, Salary, Age and Years of Service of Unclassified Employees by Agency**  
**Fiscal Year 2020**

<b>Agy #</b>	<b>Agency Name</b>	<b># Unclassified Employees</b>	<b>Average Salary</b>	<b>Average Age</b>	<b>Average Yrs of Service</b>
016	Abstracters Board of Examiners	0	NR	NR	NR
028	Board of Accountancy	2	\$63,457	46.50	12.07
034	Adjutant General	257	\$47,807	47.00	8.55
039	Ks Dept for Aging & Disability Services	205	\$52,675	48.56	7.71
046	Kansas Dept of Agriculture	302	\$51,671	42.45	9.30
058	Kansas Human Rights Commission	8	\$43,391	39.50	7.67
082	Attorney General	158	\$66,284	47.31	8.60
083	Kansas Bureau of Investigation	186	\$55,428	41.21	8.42
094	Bank Commissioner	99	\$68,682	41.01	9.82
100	Board of Barbering	3	\$23,619	48.00	4.67
102	Behavioral Sciences Reg Board	9	\$43,029	46.56	10.21
105	State Board of Healing Arts	56	\$51,851	47.29	9.92
122	Citizens Utility Ratepayer Bd	7	\$60,737	51.14	8.95
143	Corporation Commission	160	\$59,679	50.13	14.31
149	Board of Cosmetology	12	\$39,343	45.75	6.90
159	Department of Credit Unions	11	\$62,823	42.45	5.42
167	Dental Board	2	\$54,847	44.00	8.73
173	Department of Administration	347	\$50,684	49.25	12.47
177	Ellsworth Correctional Facility	38	\$45,294	50.29	12.86
178	Office of Administrative Hearings	11	\$62,865	43.55	13.66
195	El Dorado Correctional Facility	67	\$44,051	44.66	11.11
204	Board of Mortuary Arts	1	\$81,153	66.00	39.78
206	Emergency Medical Services	5	\$52,062	46.60	7.41
234	Fire Marshal	58	\$47,538	46.72	9.18
247	KS Governmental Ethics Commission	8	\$47,874	46.13	15.96
252	Governor	44	\$63,902	42.64	7.99
264	Dept of Health & Environment	1222	\$47,431	41.18	7.02
270	Health Care Stabilization Fund Board	20	\$65,679	51.30	16.80
276	Department of Transportation	1848	\$45,666	46.36	12.64
280	Highway Patrol	124	\$45,550	45.35	8.58
288	Kansas Historical Society	12	\$45,840	49.42	8.99
296	Department of Labor	259	\$54,652	46.27	10.87
300	Dept of Commerce	173	\$60,147	47.16	10.89
313	Hutchinson Correctional Facility	93	\$44,226	48.63	12.09
328	Indigents Defense Services St Board	162	\$59,062	43.41	9.41
331	Insurance Department	124	\$59,981	46.10	12.27
335	Office of Information Technology Svs	89	\$71,421	45.35	11.10
349	Judicial Council	5	\$70,360	43.80	16.79
352	Kansas Juvenile Correctional Complex	44	\$44,323	45.07	9.90
363	Kansas Neurological Institute	238	\$31,502	35.21	4.54
365	Ks Public Employees Retirement Sys	112	\$74,750	46.42	13.69
373	Kansas State Fair Board	20	\$48,451	51.75	5.76

**Number, Salary, Age and Years of Service of Unclassified Employees by Agency cont.**  
**Fiscal Year 2020**

<b>Agy #</b>	<b>Agency Name</b>	<b># Unclassified Employees</b>	<b>Average Salary</b>	<b>Average Age</b>	<b>Average Yrs of Service</b>
400	Lansing Correctional Facility	35	\$50,837	50.69	15.12
408	Larned Corr Mental Health Facility	30	\$48,150	45.60	15.13
410	Larned State Hospital	480	\$47,114	40.73	6.54
412	Larned Juvenile Correctional Facility	0	NR	NR	NR
422	Legislative Coordinating Council	8	\$60,910	57.88	12.31
425	Legislative Research Department	36	\$70,147	40.61	10.19
428	Legislature	208	\$94,117	55.46	9.00
434	State Library	19	\$40,895	40.21	7.83
450	The Kansas Lottery	84	\$55,801	47.50	12.15
482	Board of Nursing	18	\$49,998	46.17	5.20
494	Osawatomie State Hospital	348	\$51,810	43.42	6.20
507	Parsons State Hosp & Training Center	299	\$34,259	40.06	6.68
521	Department of Corrections	258	\$51,230	44.97	10.76
522	KS Correctional Industries	49	\$48,695	51.59	9.99
529	KS Comm Peace Officers Std & Trng	5	\$57,186	50.80	6.88
531	Board of Pharmacy	13	\$60,722	48.08	6.40
540	Post Audit Legislative Division	26	\$79,442	34.38	6.97
543	Real Estate Appraisal Board	2	\$65,663	57.50	32.61
549	Real Estate Commission	12	\$48,029	43.50	9.93
553	Kansas Racing & Gaming Comm	78	\$53,656	48.21	10.05
561	Board of Regents	56	\$71,462	47.34	10.99
562	Court of Tax Appeals	10	\$72,557	56.80	26.25
565	Department of Revenue	827	\$45,919	44.36	9.11
579	Revisor of Statutes	31	\$73,904	45.52	12.51
581	Norton Correctional Facility	45	\$45,104	46.60	12.01
604	School for the Blind	62	\$52,764	49.42	10.61
610	School for the Deaf	116	\$48,432	47.02	11.67
622	Secretary of State	36	\$52,198	40.00	8.47
625	Office of the Securities Comm	0	NR	NR	NR
626	Kansas Sentencing Commission	13	\$45,509	45.00	9.98
629	Dept for Children and Families	1664	\$41,499	41.62	7.72
652	Department of Education	236	\$60,491	50.28	12.61
660	Topeka Correctional Facility	53	\$45,753	46.58	10.99
663	Technical Professions St Bd	4	\$50,262	51.50	4.62
670	State Treasurer	32	\$49,482	44.00	13.30
671	Pooled Money Investment Board	4	\$86,730	47.75	15.68
677	Judicial Branch	1793	\$54,949	49.08	12.71
694	Veterans Commission	184	\$37,605	43.16	4.61
700	Board of Veterinary Examiners	4	\$46,881	56.00	3.53
709	Kansas Water Office	17	\$61,843	38.65	10.27
710	KS Wildlife, Parks & Tourism	338	\$50,894	45.28	13.21
712	Winfield Correctional Facility	46	\$48,801	47.61	13.81

**Source:** SHARP (FY 2020); Includes full-time and part-time employees. Includes unclassified temporary employees that are benefit eligible. Excludes Regents universities, legislators, classified, temporary non-benefit eligible employees and student employees. Agencies with less than 5 unclassified employees are listed as "NR" for "not reported".

## Number of Classified Employees by Location on the Civil Service Plan 2020

	Steps																Total
	4	5	6	7	8	9	10	11	12	13	14	15	16	17	18		
Pay Grade	008	0	0	0	0	0	0	0	0	0	0	0	0	0	0	0	
	009	0	0	0	0	0	0	0	0	0	0	0	0	0	0	0	
	010	0	0	0	0	0	0	0	0	0	0	0	0	0	0	0	
	011	0	0	0	0	0	0	0	0	0	0	0	0	0	0	0	
	012	0	0	0	4	0	0	3	0	0	0	0	0	0	0	7	
	013	0	0	0	1	0	0	0	0	0	0	0	0	0	0	1	
	014	3	0	0	30	6	0	2	0	14	3	1	2	4	0	2	
	015	0	0	0	12	6	1	2	1	1	0	0	0	0	0	0	
	016	0	1	1	7	1	1	9	0	0	1	0	0	0	0	0	
	017	5	4	0	141	67	13	15	9	25	9	7	17	8	42	43	
	018	6	2	0	9	4	11	3	9	6	22	5	2	5	1	0	
	019	2	7	0	29	23	9	10	2	5	6	3	4	4	9	4	
	020	28	28	3	26	52	31	16	16	13	51	22	20	11	3	9	
	021	2	8	1	10	5	24	30	5	8	3	5	14	12	7	4	
	022	6	9	1	95	64	12	399	9	35	16	8	3	8	9	4	
	023	0	1	0	17	9	9	292	5	339	31	12	6	4	5	5	
	024	6	10	1	54	27	13	109	8	195	25	14	15	10	14	3	
	025	76	7	35	24	27	17	45	9	40	12	7	4	7	2	7	
	026	0	3	1	14	20	23	21	14	11	14	7	2	1	0	1	
	027	15	6	119	45	25	81	65	12	239	36	21	17	18	4	7	
	028	0	0	0	18	9	9	9	4	6	2	1	0	1	2	2	
	029	0	2	6	26	22	15	12	9	62	14	10	11	12	6	7	
	030	0	0	1	7	7	6	6	6	3	5	2	0	5	12	9	
	031	0	0	0	8	5	4	1	6	9	4	0	4	2	1	1	
	032	33	25	4	16	15	52	6	28	3	62	5	28	6	27	10	
	033	0	1	0	15	5	3	1	4	3	2	0	4	0	1	0	
	034	0	0	0	2	1	1	0	0	0	1	0	0	0	2	0	
	035	0	0	0	2	0	2	1	0	4	2	1	4	0	1	0	
	036	1	0	0	0	0	0	35	19	12	10	6	5	10	0	0	
	037	0	0	0	0	0	0	3	0	1	0	2	1	1	0	0	
	038	0	0	0	0	0	0	0	0	0	1	18	3	4	1	1	
	FY20	183	114	173	612	400	337	1,095	175	1,034	332	157	166	133	149	119	5,179
	FY19	120	208	114	839	613	272	838	204	1,203	273	227	154	153	151	97	5,466
	FY18	123	106	1,327	657	357	242	692	241	1,407	295	184	150	206	121	169	6,277
	FY17	1,930	903	451	1,503	631	684	374	291	257	184	260	149	241	118	48	8,024
	FY16	2,504	1,081	588	1,206	814	864	444	361	280	219	323	180	265	140	56	9,325
	FY15	4,016	1,459	1,677	931	1,306	576	524	354	352	268	339	204	315	142	41	12,504
	FY14	4,023	2,511	1,569	1,520	1,543	840	727	539	476	395	438	295	496	211	62	15,645
FY13	3,798	2,282	1,386	1,436	1,494	808	710	511	449	371	412	281	473	195	51	14,657	
FY12	4,882	3,362	2,116	1,775	1,211	1,046	792	675	540	533	479	386	613	254	16	18,680	
FY11	4,461	3,743	1,957	2,089	1,271	1,141	908	791	653	644	586	475	747	336	16	19,818	

**Comments:** Records of some employees are not included due to data errors. There is a decrease in the number of employees in the upper steps since FY2003; this is primarily due to the lack of funding for step movement.

**Source:** SHARP (FY2011 - 2020); Excludes Regents universities, legislators, unclassified, temporary and student employees.

**Number of Classified and Unclassified Employees, by Agency, by Gender  
Fiscal Year 2020**

Agy #	Agency Name	Number of Employees			
		Classified		Unclassified	
		Male	Female	Male	Female
016	Abstracters Board of Examiners	0	0	0	0
028	Board of Accountancy	0	0	0	2
034	Adjutant General	2	2	180	77
039	Ks Dept for Aging & Disability Services	6	13	56	149
046	Kansas Dept of Agriculture	16	4	142	160
058	Kansas Human Rights Comm	3	5	2	6
082	Attorney General	0	0	68	90
083	Kansas Bureau of Investigation	88	60	69	117
094	Bank Commissioner	0	0	61	38
100	Board of Barbering	0	0	0	3
102	Behavioral Sciences Reg Board	0	0	1	8
105	State Board of Healing Arts	0	0	15	41
122	Citizens Utility Ratepayer Bd	0	0	5	2
143	Corporation Commission	1	1	104	56
149	Board of Cosmetology	0	1	4	8
159	Department of Credit Unions	0	0	5	6
167	Dental Board	0	0	1	1
173	Department of Administration	31	24	182	165
177	Ellsworth Correctional Facility	129	41	24	14
178	Office of Admin Hearings	0	0	4	7
195	El Dorado Correctional Facility	301	101	35	32
204	Board of Mortuary Arts	1	1	1	0
206	Emergency Medical Services	1	7	5	0
234	Fire Marshal	4	1	39	19
247	Ks Gov Ethics Commission	0	0	2	6
252	Governor	0	0	16	28
261	Ks Guardianship Program	0	0	0	0
264	Dept of Health & Environment	46	82	375	847
266	Bd of Examiners for Hearing Aids	0	0	0	0
270	Health Care Stabilization Fund	0	0	7	13
276	Department of Transportation	214	61	1527	321
280	Highway Patrol	520	132	59	65
288	Kansas Historical Society	22	28	7	5
291	Ks Home Inspectors Reg Board	0	0	0	0
296	Department of Labor	20	98	101	158
300	Dept of Commerce	26	55	66	107
313	Hutchinson Correctional Facility	321	84	64	29
328	Board of Indigents Defense Services	2	15	74	88
331	Insurance Department	0	1	39	85
335	Office of Information Technology Services	8	3	60	29
349	Judicial Council	0	0	0	5
352	Kansas Juvenile Correct Complex	89	80	28	16
363	Kansas Neurological Institute	59	83	68	170
365	Ks Public Employees Retirement Sys	0	0	29	83
373	Kansas State Fair Board	3	0	10	10
400	Lansing Correctional Facility	251	95	19	16
408	Larned Cor Mental Hlth Facility	113	40	17	13
410	Larned State Hospital	64	76	199	281
412	Larned Juvenile Correctional Facility	0	0	0	0
422	Legislative Coordinating Council	0	0	2	6

**Number of Classified and Unclassified Employees, by Agency, by Gender  
Fiscal Year 2020**

Agy #	Agency Name	Number of Employees			
		Classified		Unclassified	
		Male	Female	Male	Female
425	Legislative Research Dept	0	0	16	20
428	Legislature	0	0	143	65
434	State Library	1	6	7	12
446	Office of the Lt Governor	0	0	0	0
450	The Kansas Lottery	0	1	44	40
482	Board of Nursing	2	2	4	14
488	Optometry Board of Examiners	0	1	0	0
494	Osawatomie State Hospital	10	33	113	235
507	Parsons St Hospital & Training Center	59	88	115	184
521	Department of Corrections	63	93	71	187
522	Ks Correctional Industries	4	2	38	11
529	Ks Comm Peace Officers Std & Trng	0	0	2	3
531	Board of Pharmacy	1	1	0	13
540	Legislation Division of Post Audit	0	0	12	14
543	Real Estate Appraisal Board	0	0	0	2
549	Real Estate Commission	0	0	2	10
553	Kansas Racing & Gaming Comm	4	2	55	23
561	Board of Regents	0	0	18	38
562	Board of Tax Appeals	0	1	4	6
565	Department of Revenue	59	140	279	548
579	Revisor of Statutes	0	0	15	16
581	Norton Correctional Facility	142	50	26	19
604	School for the Blind	3	2	14	48
610	School for the Deaf	6	7	25	91
622	Secretary of State	0	0	17	19
625	Office of the Securities Comm	0	0	0	0
626	Kansas Sentencing Commission	0	0	5	8
629	Dept for Children and Families	111	419	282	1382
652	Department of Education	1	8	78	158
660	Topeka Correctional Facility	110	82	27	26
663	State Bd of Technical Professions	0	0	1	3
670	State Treasurer	0	1	8	24
671	Pooled Money Investment Board	1	0	2	2
677	Judicial Branch	0	0	417	1376
694	Veterans Commission	29	55	66	118
700	Board of Veterinary Examiners	0	0	2	2
709	Kansas Water Office	0	0	8	9
710	KS Wildlife, Parks & Tourism	86	11	240	98
712	Winfield Correctional Facility	105	42	28	18

**Source:** SHARP (FY 2020); Includes classified and unclassified, benefit-eligible employees including full and part-time employees. Excludes Regents universities, legislators, student employees, and non-benefit eligible employees. Excludes employees with unreported gender.



**Ethnic and Gender Distribution by Agency: Classified Employees  
Fiscal Year 2020**

Agy #	Agency Name	# Classified Employees	Minority		Non-Minority		Not Reported
			Male	Female	Male	Female	
039	Ks Dept for Aging & Disability Services	19	5.26%	0.00%	26.32%	68.42%	0.00%
046	Kansas Dept of Agriculture	20	10.00%	5.00%	70.00%	15.00%	0.00%
083	Kansas Bureau of Investigation	148	2.03%	1.35%	47.97%	33.78%	14.86%
173	Department of Administration	55	12.73%	12.73%	43.64%	30.91%	0.00%
177	Ellsworth Correctional Facility	170	8.82%	1.76%	67.06%	21.76%	0.59%
195	El Dorado Correctional Facility	402	10.70%	2.99%	63.93%	21.89%	0.50%
264	Dept of Health & Environment	128	1.56%	9.38%	34.38%	54.69%	0.00%
276	Department of Transportation	275	9.09%	2.18%	68.73%	20.00%	0.00%
280	Highway Patrol	652	5.67%	1.53%	73.77%	18.56%	0.46%
288	Kansas Historical Society	50	0.00%	0.00%	38.00%	52.00%	10.00%
296	Department of Labor	118	3.39%	15.25%	7.63%	32.20%	41.53%
300	Dept of Commerce	81	7.41%	22.22%	22.22%	45.68%	2.47%
313	Hutchinson Correctional Facility	405	12.59%	3.46%	65.68%	17.28%	0.99%
328	Board of Indigents Defense Services	17	0.00%	5.88%	11.76%	82.35%	0.00%
352	Kansas Juvenile Correct Complex	169	19.53%	13.02%	28.40%	29.59%	9.47%
363	Kansas Neurological Institute	142	20.42%	26.06%	21.13%	30.28%	2.11%
400	Lansing Correctional Facility	346	14.16%	4.91%	57.23%	22.25%	1.45%
408	Larned Cor Mental Health Facility	153	10.46%	3.27%	63.40%	22.88%	0.00%
410	Larned State Hospital	140	2.14%	5.00%	43.57%	49.29%	0.00%
494	Osawatomie State Hospital	43	0.00%	2.33%	20.93%	74.42%	2.33%
507	Parsons St Hospital & Training Center	147	10.20%	8.84%	29.93%	51.02%	0.00%
521	Department of Corrections	156	7.69%	10.90%	32.69%	48.72%	0.00%
565	Department of Revenue	199	3.52%	14.07%	26.13%	56.28%	0.00%
581	Norton Correctional Facility	192	3.13%	1.56%	70.83%	24.48%	0.00%
610	School for the Deaf	13	0.00%	15.38%	46.15%	38.46%	0.00%
629	Dept for Children and Families	530	3.77%	14.91%	16.42%	60.19%	4.72%
652	Department of Education	9	0.00%	11.11%	0.00%	77.78%	11.11%
660	Topeka Correctional Facility	192	13.54%	8.85%	41.67%	32.29%	3.65%
694	Veterans Commission	84	3.57%	21.43%	30.95%	44.05%	0.00%
710	KS Wildlife, Parks & Tourism	97	2.06%	0.00%	46.39%	9.28%	42.27%
712	Winfield Correctional Facility	147	10.20%	4.08%	58.50%	23.81%	3.40%

**Comments:** Minority is defined as American Indian/Alaskan Native/Pacific Islander, African-American, and Hispanic. Non-minority is defined as White.

**Source:** SHARP (FY 2020); Excludes Regents universities, unclassified, temporary and student employees. Excludes agencies with less than 20 classified employees. Total percentage may not be equal to 100% due to unreported gender.



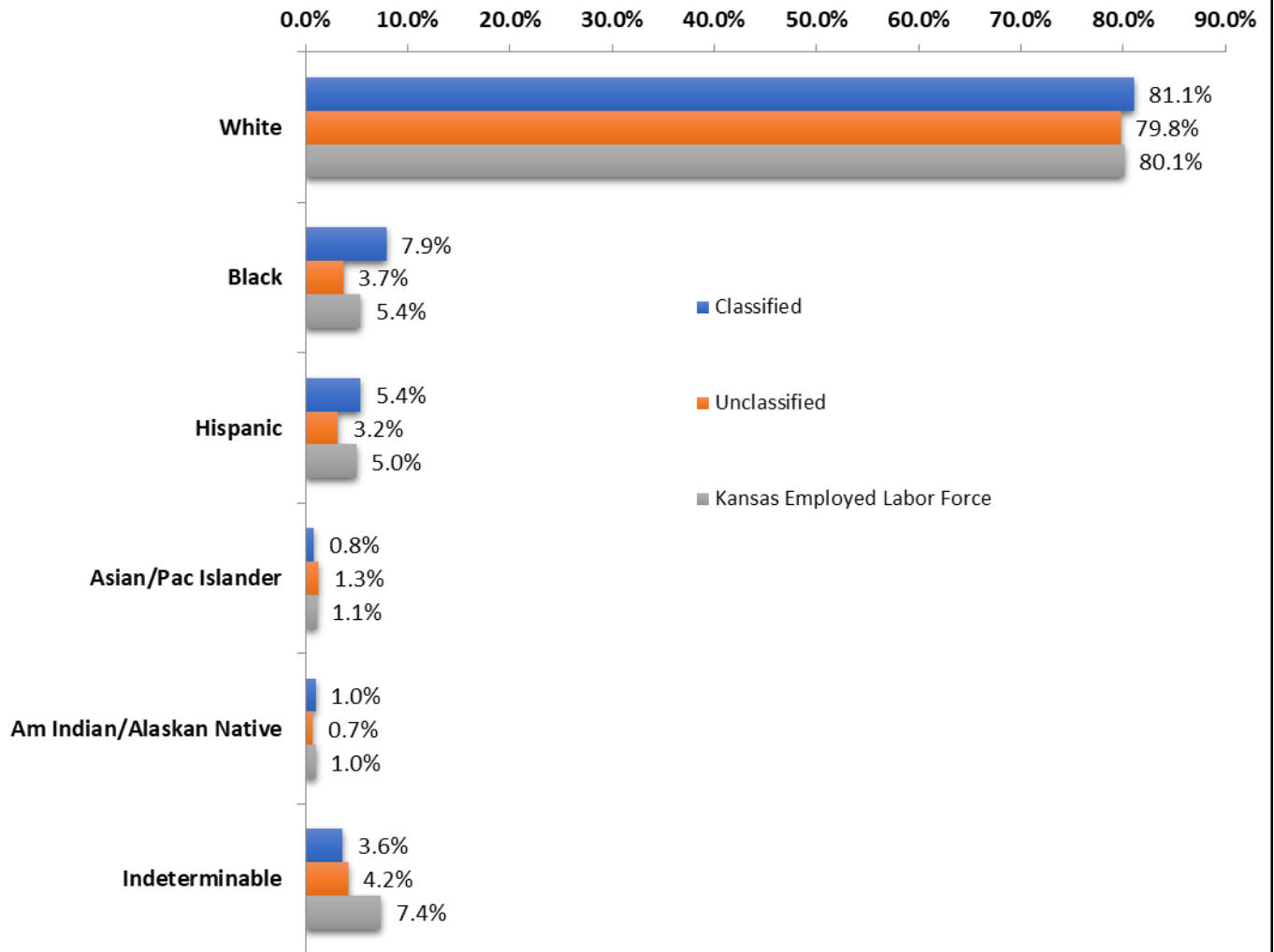
**Ethnic and Gender Distribution by Agency: Unclassified Employees  
Fiscal Year 2020**

Agy #	Agency Name	# Unclassified Employees	Minority		Non-Minority		Not Reported
			Male	Female	Male	Female	
034	Adjutant General	257	6.23%	1.95%	58.75%	26.46%	6.61%
039	Ks Dept for Aging & Disability Services	205	2.44%	8.29%	18.54%	50.24%	20.49%
046	Kansas Dept of Agriculture	302	2.32%	1.99%	42.05%	46.36%	7.28%
082	Attorney General	158	1.90%	5.06%	33.54%	47.47%	12.03%
083	Kansas Bureau of Investigation	186	1.08%	4.84%	30.11%	45.16%	18.82%
094	Bank Commissioner	99	1.01%	3.03%	56.57%	34.34%	5.05%
105	State Board of Healing Arts	56	5.36%	7.14%	17.86%	51.79%	17.86%
143	Corporation Commission	160	4.38%	2.50%	50.63%	28.75%	13.75%
173	Department of Administration	347	8.36%	8.36%	43.52%	37.75%	2.02%
177	Ellsworth Correctional Facility	38	2.63%	0.00%	60.53%	36.84%	0.00%
195	El Dorado Correctional Facility	67	2.99%	4.48%	49.25%	43.28%	0.00%
234	Fire Marshal	58	8.62%	1.72%	53.45%	29.31%	6.90%
252	Governor	44	6.82%	6.82%	20.45%	52.27%	13.64%
264	Dept of Health & Environment	1222	4.01%	12.52%	25.53%	55.32%	2.62%
276	Department of Transportation	1848	5.68%	0.81%	76.57%	16.34%	0.60%
280	Highway Patrol	124	6.45%	3.23%	41.13%	49.19%	0.00%
296	Department of Labor	259	3.09%	8.88%	22.39%	33.20%	32.43%
300	Dept of Commerce	173	7.51%	10.98%	30.64%	50.29%	0.58%
313	Hutchinson Correctional Facility	93	11.83%	1.08%	56.99%	29.03%	1.08%
328	Indigents Defense Services St Board	162	5.56%	5.56%	35.80%	45.68%	7.41%
331	Insurance Department	124	3.23%	6.45%	23.39%	48.39%	18.55%
335	Office of Information Technology Services	89	4.49%	5.62%	60.67%	23.60%	5.62%
352	Kansas Juvenile Correct. Complex	44	11.36%	6.82%	47.73%	27.27%	6.82%
363	Kansas Neurological Institute	238	7.14%	11.34%	8.82%	14.71%	57.98%
365	Ks Public Employees Retirement System	112	0.00%	12.50%	25.89%	57.14%	4.46%
400	Lansing Correctional Facility	35	11.43%	0.00%	42.86%	45.71%	0.00%
408	Larned Corr Mental Health Facility	30	0.00%	3.33%	56.67%	40.00%	0.00%
410	Larned State Hospital	480	8.54%	6.67%	30.00%	44.79%	10.00%
425	Legislative Research Department	36	2.78%	5.56%	38.89%	41.67%	11.11%
428	Legislature	208	3.37%	2.88%	41.35%	15.87%	36.54%
450	The Kansas Lottery	84	10.71%	2.38%	39.29%	42.86%	4.76%
494	Osawatomie State Hospital	348	3.45%	7.47%	28.16%	58.91%	2.01%
507	Parsons St Hospital & Training Center	299	7.69%	7.69%	28.76%	52.51%	3.34%
521	Department of Corrections	258	5.04%	8.14%	22.48%	62.79%	1.55%
522	KS Correctional Industries	49	8.16%	2.04%	61.22%	20.41%	8.16%
540	Legislation Division of Post Audit	26	0.00%	3.85%	38.46%	42.31%	15.38%
553	Kansas Racing & Gaming Comm	78	3.85%	0.00%	52.56%	25.64%	17.95%
561	Board of Regents	56	0.00%	3.57%	32.14%	64.29%	0.00%
565	Department of Revenue	827	6.05%	13.66%	27.21%	51.39%	1.69%
579	Revisor of Statutes	31	0.00%	0.00%	41.94%	32.26%	25.81%
581	Norton Correctional Facility	45	0.00%	0.00%	57.78%	42.22%	0.00%
604	School for the Blind	62	4.84%	11.29%	16.13%	59.68%	8.06%
610	School for the Deaf	116	2.59%	5.17%	18.10%	72.41%	1.72%
622	Secretary of State	36	2.78%	2.78%	41.67%	41.67%	11.11%
629	Dept for Children and Families	1664	2.28%	10.82%	10.04%	52.10%	24.76%
652	Department of Education	236	2.54%	4.66%	27.54%	56.78%	8.47%
660	Topeka Correctional Facility	53	9.43%	11.32%	41.51%	35.85%	1.89%
670	State Treasurer	32	0.00%	0.00%	15.63%	50.00%	34.38%
677	Judicial Branch	1793	1.56%	9.54%	21.47%	66.70%	0.73%
694	Veterans Commission	184	3.80%	17.39%	32.07%	46.20%	0.54%
710	KS Wildlife, Parks & Tourism	338	1.48%	0.89%	59.47%	23.96%	14.20%
712	Winfield Correctional Facility	46	4.35%	0.00%	56.52%	39.13%	0.00%

**Comments:** Minority is defined as American Indian/Alaskan Native/Pacific Islander, African-American, and Hispanic. Non-minority is defined as White.

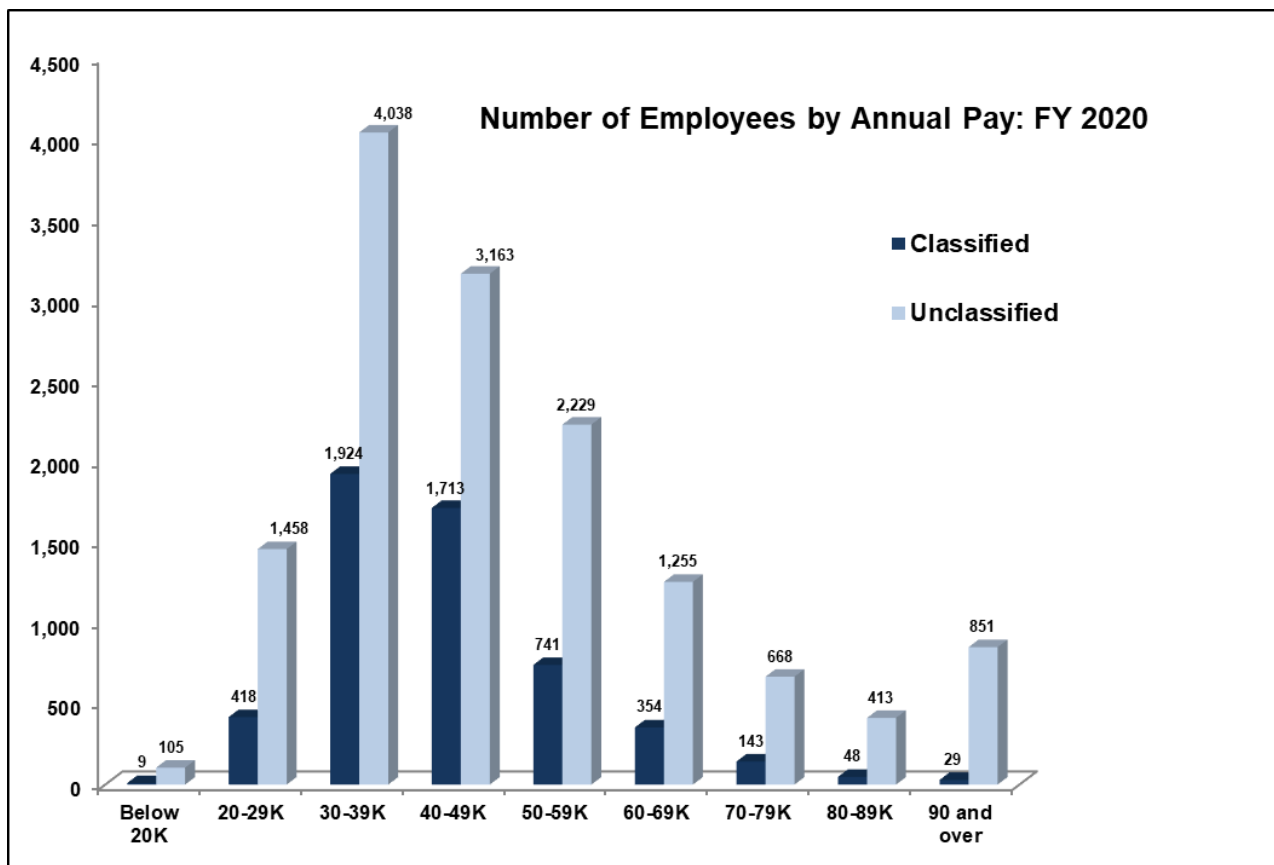
**Source:** SHARP (FY 2020); Excludes Regents universities, classified, non-benefit eligible and student employees. Excludes agencies with less than 20 unclassified employees. Total percentage may not be equal to 100% due to unreported gender.

## The Ethnic Distribution of the Workforce Fiscal Year 2020

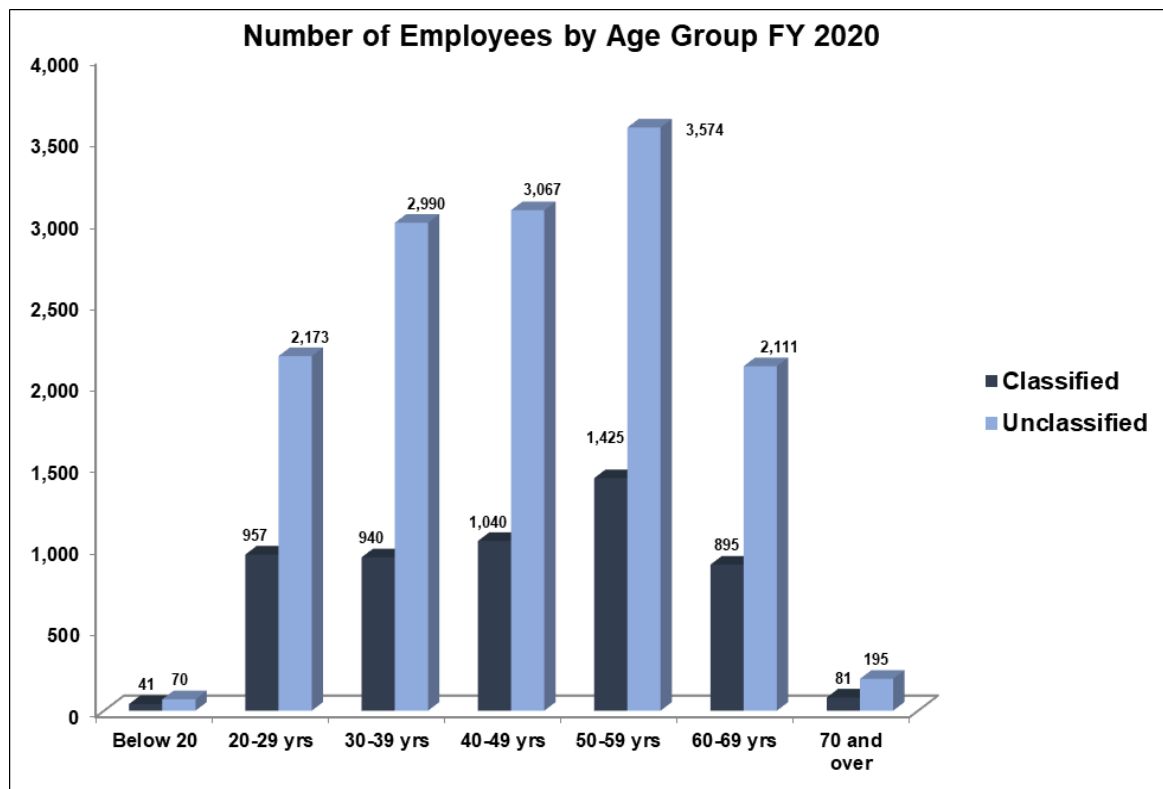


**Comments:** The Kansas Employed Labor Force includes data from state and non-state government workforces combined.

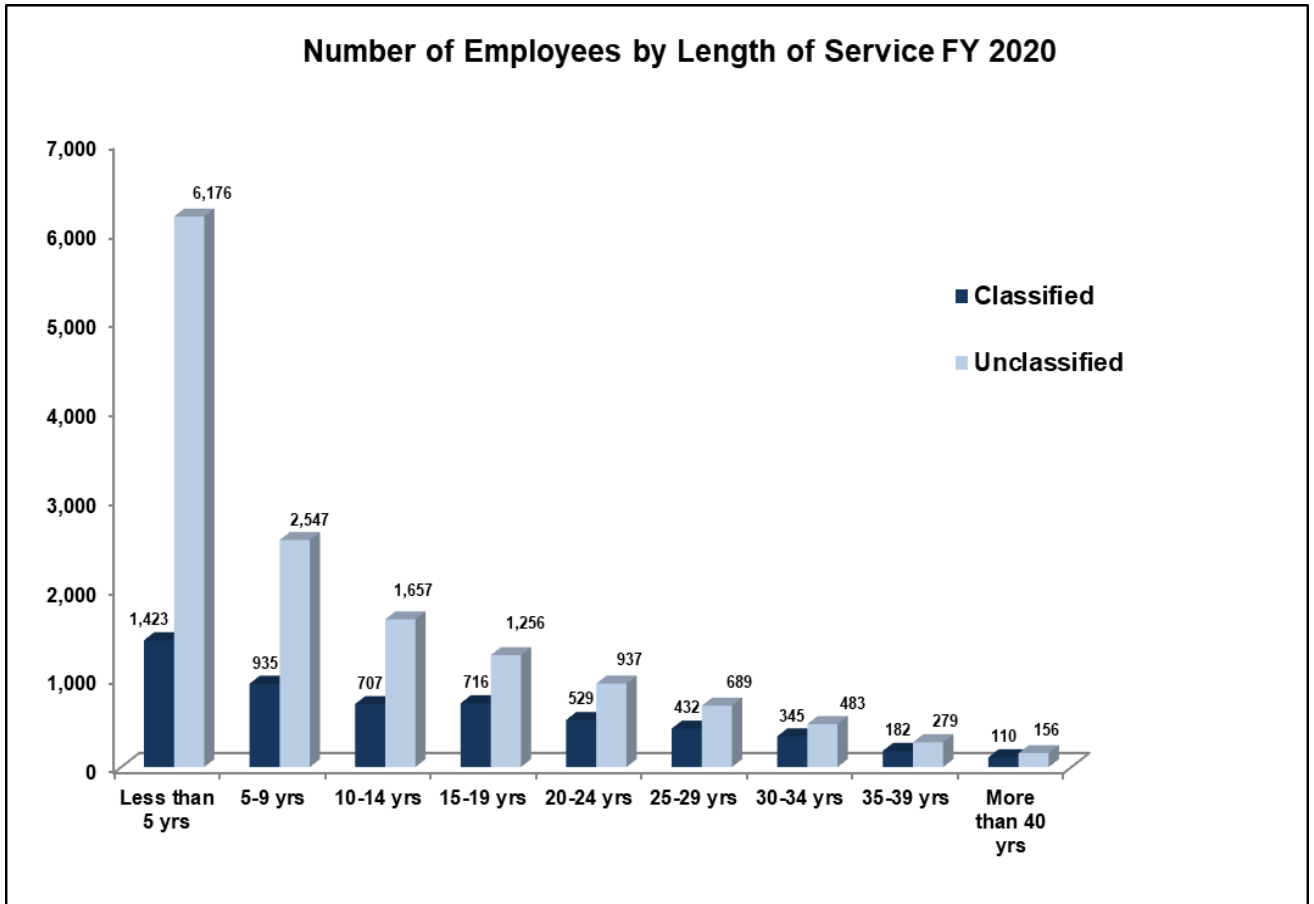
**Source:** SHARP (FY 2020) excludes Regents universities and non-benefit eligible employees; Kansas Department of Labor, 2013 Affirmative Action Report. These percentages may not equal 100%.



**Source:** SHARP (FY 2020); Excludes Regents universities, students, part-time employees, classified temporary employees and unclassified/non-benefit eligible temporary employees.



**Source:** SHARP (FY 2020); Excludes Regents universities, students, part-time, classified temporary employees and unclassified/non-benefit eligible temporary employees.



**Source:** SHARP (FY 2020); Excludes Regents universities, students, classified temporary employees and unclassified/non-benefit eligible temporary employees.

State of Kansas  
**Fiscal Year 2020**  
**Section 3: Turnover**

---

**Turnover Highlights:**

- The statewide turnover rate for classified jobs in FY 2020 was 17.12%. There was a 9% decrease in the average number of classified employees from the previous year. (FY 17-19 showed a 34% decrease). FY 2020 saw virtually no change in separations, among classified employees, from the previous fiscal year.
- The statewide unclassified turnover rate in FY 2020 was 16.19%, a decrease of 3.76% percent from the previous fiscal year.
- In FY 2020, voluntary terminations accounted for 67% of all terminations and retirements (both classified and unclassified), virtually the same as the year before.

**Turnover Report information:**

***Turnover Rate Calculation Defined:***

Turnover =  $\frac{\text{Terminations} * 100\%}{(\text{Begin Count} + \text{End Count}) / 2}$

← Total # Terminations during FY

← Multiplied by 100 to change decimal to percent

← Average # of classified employees

***Turnover Calculation:***

- **Begin Count:** The number of active (Active, Leave with Pay, Leave without Pay, Suspended) employees pulled from SHARP as of July 1, 2018 for each agency and for each job code.
- **End Count:** The number of active (Active, Leave with Pay, Leave without Pay, Suspended) employees pulled from SHARP as of June 30, 2019 for each agency and for each job code.
- **Average Employee Count:** The Begin Count added to the End Count; divided by 2.
- **Voluntary Terminations:** Resignation made by employee's choice. See list below.
- **Involuntary Terminations:** Termination made by employer's choice. See list below.
- **Neutral Terminations:** Resignation incurred by incumbent's death. Reason code of "DEA".
- **Retirements:** Resignation incurred by employee's retirement. Reason code of "REG".
- **Total Terminations:** The sum of all Retirements and all types of Terminations.
- **Turnover Percentage:** Total Terminations divided by Average Employee Count, multiplied by 100 to change decimal to a percent.

***Includes/Excludes:***

- Classified Turnover includes Classified Regular employees only.
- Unclassified Turnover includes Unclassified Regular and Unclassified Temporary (benefit eligible only) employees.
- Includes only employees leaving state service through Retirements (RET) and Terminations (TER) (even if employee returns later to state service).
- Excludes Classified Temporary employees; Unclassified Temporary employees (non-benefit eligible); employees transferring between agencies; Promotions (PRO), Demotions (DEM), Transfers (XFR) are considered employee movement and not turnover; Hires (HIR), Rehires (REH) are not included in turnover rate but are captured on the Appointments report.
- **All historical turnover data in this report has been updated to exclude Regents.**

**Termination Actions Used in Calculation:**

<b>Action</b>	<b>Reason</b>	<b>Description</b>	<b>Turnover Type</b>
TER	CON	Personal Conduct	Involuntary
TER	ELT	End of Limited Term	Involuntary
TER	HSP	Term-Hospital Authority EE's	Involuntary
TER	IPD	Inability Perform Position Duties	Involuntary
TER	LA1	Layoff - Shortage of Work/Fund	Involuntary
TER	LA2	Layoff - Incumbent Returns from Leave	Involuntary
TER	LA3	Layoff - Incumbent Returns Per CSB	Involuntary
TER	LA4	Layoff - Other	Involuntary
TER	LA5	Layoff - Agency Closure	Involuntary
TER	LA6	Layoff - Probationary EE	Involuntary
TER	LA7	Layoff – Non-State Job Hire	Involuntary
TER	LIC	Lack of license/authorization	Involuntary
TER	PRB	Original Probationary Term	Involuntary
TER	PRL	Probationary – Lack of Funds	Involuntary
TER	TAF	Transfer to Affiliate (KUMC only)	Involuntary
TER	TNR	Not Reappointed/Continued	Involuntary
TER	UNS	Unsatisfactory Work Performance	Involuntary
TER	RS0	Resign - Other	Voluntary
TER	RS1	Resign - Family Reasons	Voluntary
TER	RS2	Resign - Job Abandonment	Voluntary
TER	RS3	Resign - Health Reasons	Voluntary
TER	RS4	Resign - Personal Reasons	Voluntary
TER	RS5	Resign - Other Position	Voluntary
TER	RS6	Resign - Mutual Consent	Voluntary
TER	RS7	Resign - Return to School	Voluntary
TER	RS8	Resign - Dissatisfied w/Work	Voluntary
TER	RS9	Resign - Dissatisfied w/Pay	Voluntary
TER	RSN	Resign - Insufficient Notice	Voluntary
TER	DEA	Death	Neutral

**Retirement Actions Used in Calculation:**

<b>Action</b>	<b>Reason</b>	<b>Description</b>	<b>Turnover Type</b>
RET	REG	Regular Retirement	Voluntary

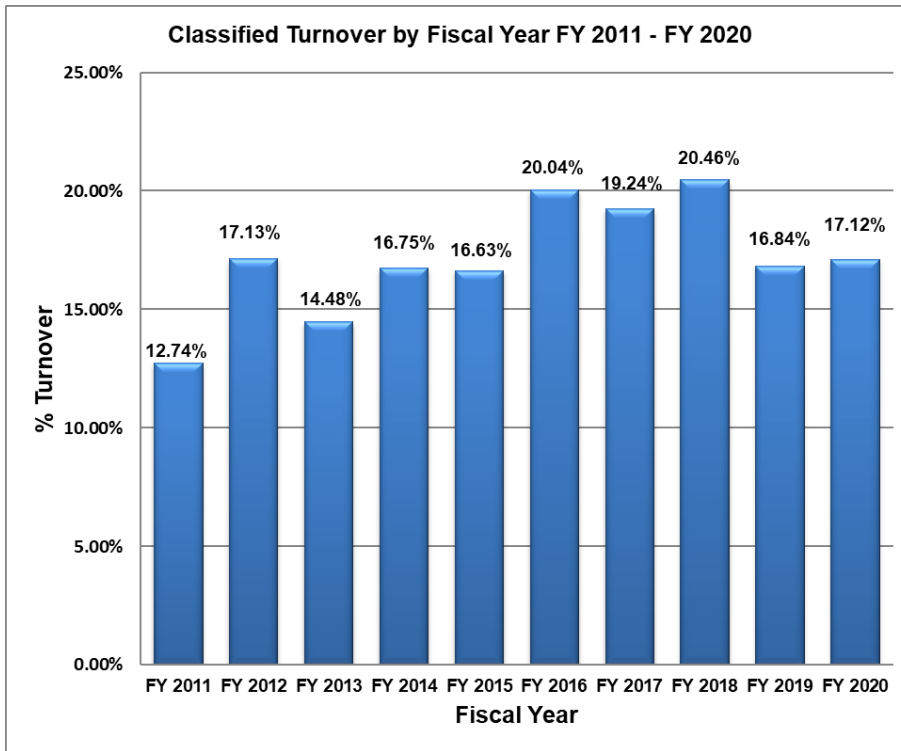
For additional explanation of Action/Reason codes, view the Action Reason Code User Guide:

<https://www.admin.ks.gov/offices/personnel-services/sharp/documents-forms>

**Additional Notes:**

- Averages may not represent the totality of employment. Some positions may have experienced more than one termination during the report period.
- Categories (Agency/Job Title) with low employee numbers may have an "artificially inflated" turnover rate. Actual counts should be considered when examining turnover rates. Categories with a Begin Count or End Count of "0" will have an artificially inflated turnover rate.
- Job Classes/Codes that were abolished/established will show an inaccurate turnover rate due to the lack of beginning or ending counts.

## Statewide Turnover Fiscal Year 2020



### Comments:

Between FY 2019 and FY 2020, there was a very slight increase in turnover in the classified service (about ¼ of 1%).

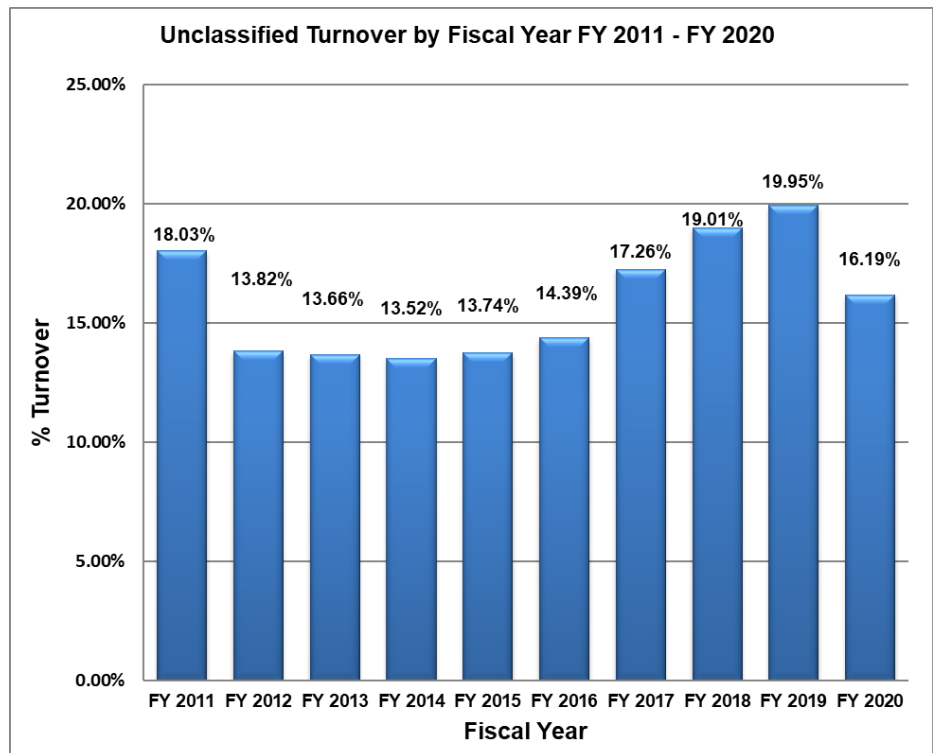
2016 and 2017 saw a shift of positions from the classified service to the unclassified service. Since FY 2016, the average number of people in the classified service has decreased 52%.

In FY 2012, the voluntary retirement incentive program (VRIP) caused an increase in retirements which inflated the 2012 turnover rate.

### Comments:

The FY 2020 turnover rate, for unclassified employees, dropped 3.76% from the previous fiscal year but is still almost 2.67% higher than it was in FY 2014.

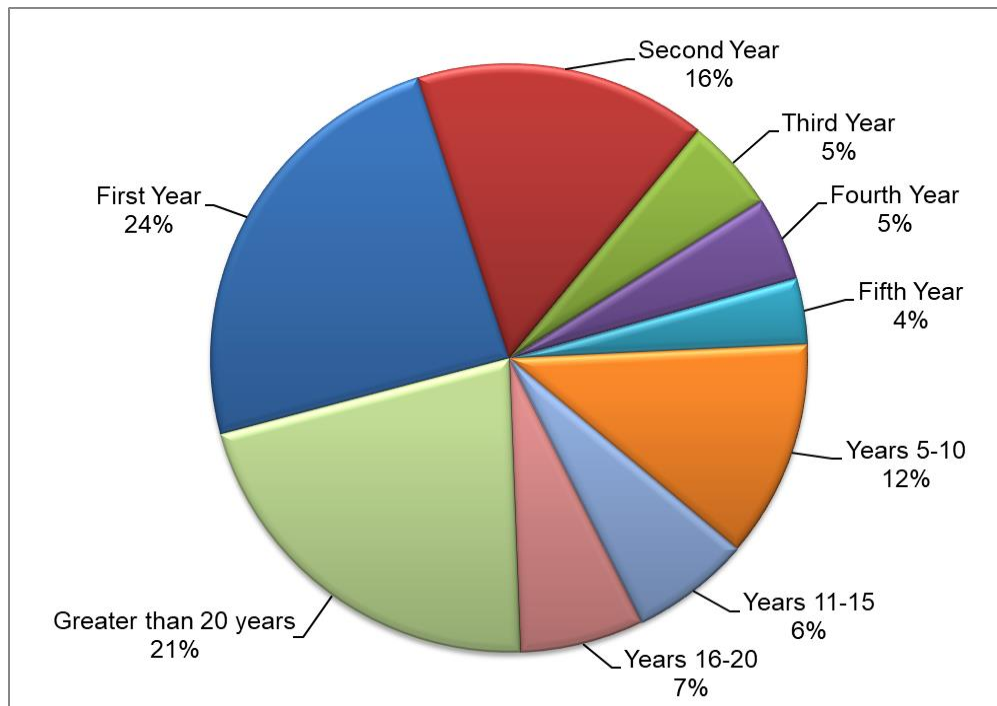
FY 2017 was the first year when the Unclassified service had the greater average percentage of employees.



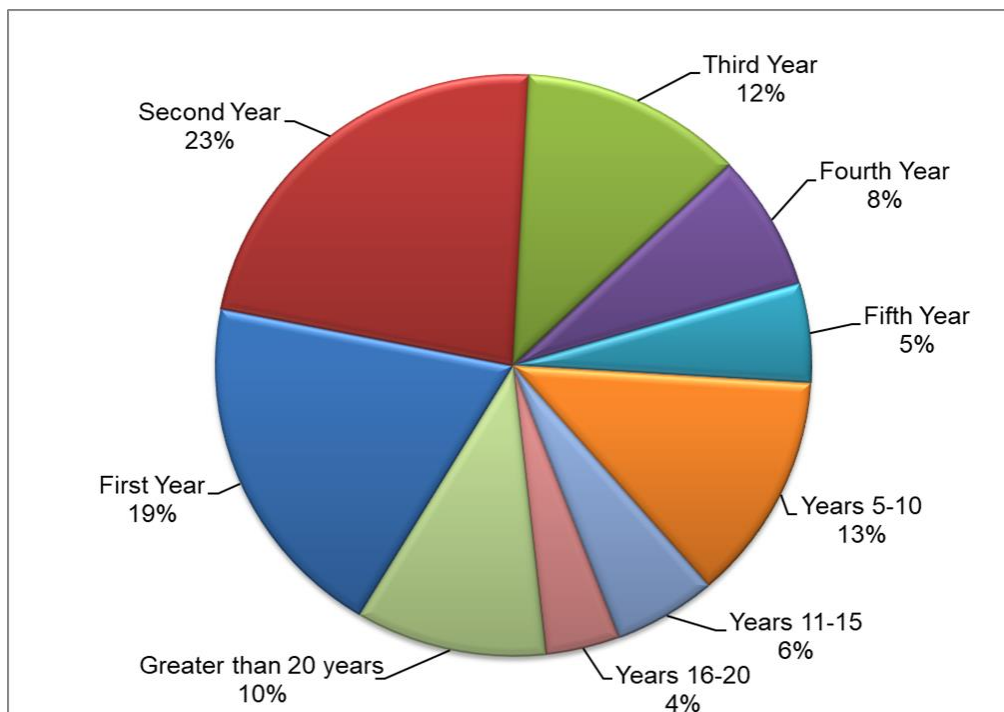
**Source:** SHARP (FY 2020); Classified data excludes unclassified and all temporary employees. Unclassified data excludes classified and temporary employees who are non-benefit eligible. All data excludes Regents and student employees.

## Terminations by Length of Service Fiscal Year 2020

### Classified Employees



### Unclassified Employees



**Source:** SHARP (FY 2020); Classified data excludes unclassified and all temporary employees. Unclassified data excludes classified and temporary employees who are non-benefit eligible. All data excludes Regents and student employees.



## Appointments by Agency, Classified Employees Fiscal Year 2020

Agy #	Agency Name	Hires	Rehires	Transfers Into Agency	Total Appointments
083	Kansas Bureau of Investigation	10	7	1	18
173	Department of Administration	0	0	1	1
177	Ellsworth Correctional Fclty	39	6	5	50
195	El Dorado Correctional Fclty	134	34	6	174
206	Emergency Medical Services	1	0	0	1
280	Highway Patrol	25	7	0	32
288	Kansas Historical Society	3	2	0	5
296	Department of Labor	22	1	1	24
300	Dept of Commerce	7	5	1	13
313	Hutchinson Correctional Fclty	131	27	6	164
352	Kansas Juvenile Correct. Cmplx	58	13	3	74
363	Kansas Neurological Institute	3	0	0	3
400	Lansing Correctional Facility	43	12	5	60
408	Larned Corr Mental Hlth Fclty	32	11	9	52
410	Larned State Hospital	3	1	1	5
494	Osawatomie State Hospital	0	0	1	1
507	Parsons St Hosp & Trng Center	1	4	0	5
521	Department of Corrections	8	9	7	24
581	Norton Correctional Facility	32	15	2	49
629	Dept for Children and Families	1	0	0	1
660	Topeka Correctional Facility	34	13	7	54
710	KS Wildlife, Parks & Tourism	0	11	0	11
712	Winfield Correctional Facility	12	8	6	26
<b>Total</b>		<b>599</b>	<b>186</b>	<b>62</b>	<b>847</b>

Transfers Into Agency\* = Promotions, Demotions, and Transfers into an agency from another agency.

**Source:** SHARP (FY 2020); Excludes Unclassified, temporary, Regents and student employees. Agencies who do not have Classified employees or did not have appointments are not shown. FY20 data excludes internal agency transfers, promotions, and demotions.

## Appointments by Agency, Unclassified Employees Fiscal Year 2020

Agy #	Agency Name	Hires	Rehires	Transfers Into Agency	Total Appointments
028	Board of Accountancy	1	0	0	1
034	Adjutant General	16	27	3	46
039	Ks Dept for Aging & Disab Svs	25	15	14	54
046	Kansas Dept of Agriculture	25	18	3	46
058	Kansas Human Rights Commission	2	1	0	3
082	Attorney General	13	9	2	24
083	Kansas Bureau of Investigation	12	8	4	24
094	Bank Commissioner	9	6	1	16
100	Board of Barbering	1	0	0	1
102	Behavioral Sciences Reg Board	2	0	0	2
105	State Board of Healing Arts	4	5	4	13
143	Corporation Commission	15	9	5	29
149	Board of Cosmetology	0	2	1	3
159	Department of Credit Unions	6	1	0	7
173	Department of Administration	24	17	50	91
177	Ellsworth Correctional Fclty	3	1	1	5
178	Office of Adminstratv Hearings	1	0	1	2
195	El Dorado Correctional Fclty	14	2	2	18
206	Emergency Medical Services	1	0	0	1
234	Fire Marshal	7	4	3	14
252	Governor	5	11	3	19
264	Dept of Health & Environment	283	140	26	449
270	Hlth Care Stabilization Fund B	1	0	2	3
276	Department of Transportation	215	94	10	319
280	Highway Patrol	19	3	1	23
288	Kansas Historical Society	2	0	0	2
296	Department of Labor	27	23	11	61
300	Dept of Commerce	14	13	8	35
313	Hutchinson Correctional Fclty	8	2	1	11
328	Indigents Defense Svcs St Bd	16	17	5	38
331	Insurance Department	7	10	4	21
335	Office of Info Technology Svs	21	5	10	36
352	Kansas Juvenile Correct. Cmplx	0	1	3	4
363	Kansas Neurological Institute	93	17	2	112
365	Ks Pblic Employees Retirmnt Sys	5	2	3	10
373	Kansas State Fair Board	1	0	0	1
400	Lansing Correctional Facility	1	1	1	3

**Appointments by Agency, Unclassified Employees  
Fiscal Year 2020 (continued)**

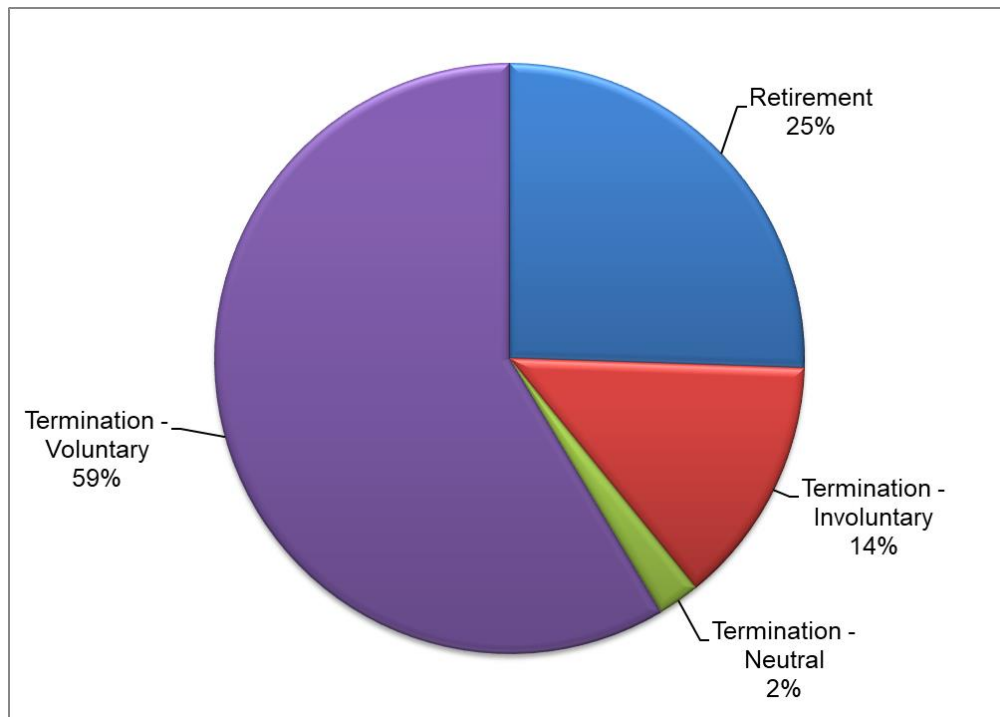
<b>Agy #</b>	<b>Agency Name</b>	<b>Hires</b>	<b>Rehires</b>	<b>Transfers Into Agency</b>	<b>Total Appointments</b>
408	Larned Corr Mental Hlth Fclty	3	0	0	3
410	Larned State Hospital	132	83	9	224
425	Legislative Research Dept	6	5	1	12
428	Legislature	1	4	1	6
434	State Library	3	0	0	3
450	The Kansas Lottery	3	0	2	5
482	Board of Nursing	3	2	1	6
494	Osawatomie State Hospital	102	45	18	165
507	Parsons St Hosp & Trng Center	40	44	2	86
521	Department of Corrections	27	25	17	69
522	KS Correctional Industries	3	0	4	7
531	Board of Pharmacy	1	4	0	5
540	Post Audit Legislative Div	2	5	0	7
549	Real Estate Commission	1	0	1	2
553	Kansas Racing & Gaming Comm	6	2	2	10
561	Board of Regents	1	2	2	5
562	Court of Tax Appeals	0	0	1	1
565	Department of Revenue	103	65	21	189
579	Revisor of Statutes	2	0	0	2
581	Norton Correctional Facility	4	2	1	7
604	School for the Blind	10	6	0	16
610	School for the Deaf	5	9	1	15
622	Secretary of State	0	5	0	5
626	Kansas Sentencing Commission	0	1	0	1
629	Dept for Children and Families	318	173	24	515
652	Department of Education	4	11	8	23
660	Topeka Correctional Facility	5	2	2	9
663	Technical Professions St Bd	2	0	0	2
670	State Treasurer	2	0	0	2
677	Judicial Branch	141	62	9	212
694	Veterans Commission	59	34	1	94
700	Board of Veterinary Examiners	1	1	0	2
709	Kansas Water Office	2	1	0	3
710	KS Wildlife, Parks & Tourism	6	16	3	25
712	Winfield Correctional Facility	1	0	1	2
<b>Total</b>		<b>1898</b>	<b>1073</b>	<b>316</b>	<b>3287</b>

Transfers Into Agency\* = Promotions, Demotions, and Transfers into an agency from another agency.

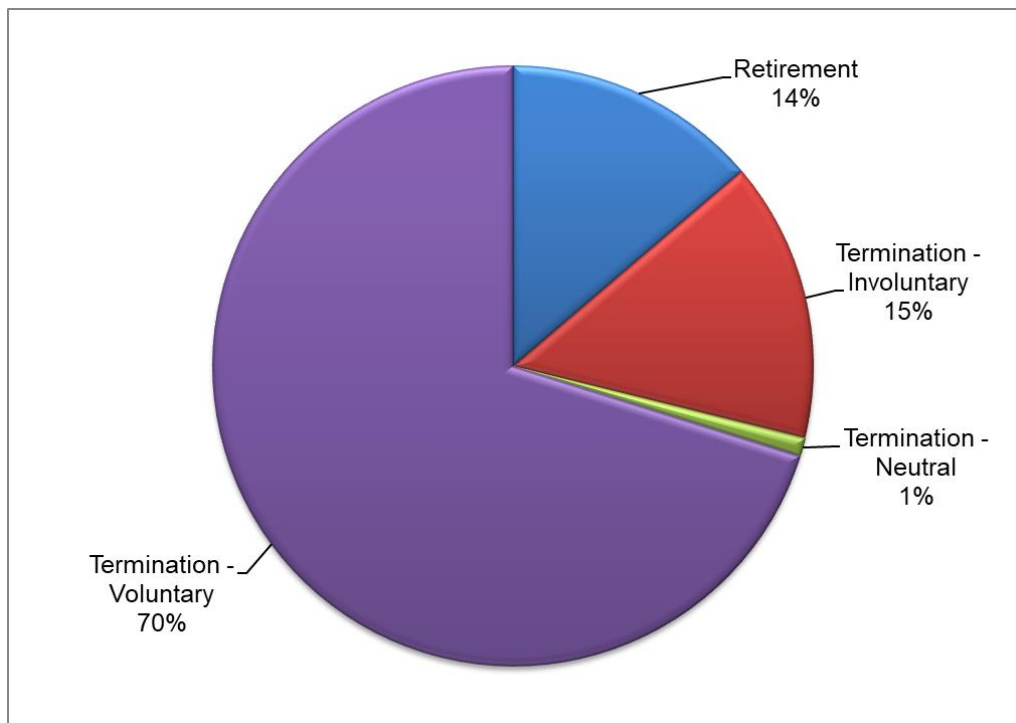
**Source:** SHARP (FY 2020); Excludes Classified, temporary employees who are non-benefit eligible, Regents and student employees. Agencies who do not have Unclassified employees or did not have appointments are not shown. FY20 excludes internal agency transfers, promotions, and demotions.

## Turnover by Termination Type Fiscal Year 2020

### Classified Employees



### Unclassified Employees



**Source:** SHARP (FY 2020); Classified chart excludes unclassified, temporary, Regents, and student employees. Unclassified chart excludes classified, temporary employees who are non-benefit eligible, Regents and student employees excluded from all charts.

## Separations by Agency, Classified Employees Fiscal Year 2020

Agy #	Agency Name	Avg # of Employees	Retirements	Terminations			Transfers Out of Agency*	Total Separations
				Involuntary	Neutral	Voluntary		
034	Adjutant General	4.5	0	1	0	0	0	1
039	Ks Dept for Aging & Disab Svs	23.5	6	0	0	0	3	9
046	Kansas Dept of Agriculture	21.5	3	0	0	1	0	4
058	Kansas Human Rights Commission	8.5	0	0	0	0	1	1
083	Kansas Bureau of Investigation	146	2	0	0	3	0	5
105	State Board of Healing Arts	1	0	0	0	1	0	1
143	Corporation Commission	2.5	1	0	0	0	0	1
149	Board of Cosmetology	1.5	1	0	0	0	0	1
167	Dental Board	0.5	0	0	1	0	0	1
173	Department of Administration	58.5	5	0	1	0	2	8
177	Ellsworth Correctional Fclty	168.5	5	5	0	32	2	44
195	El Dorado Correctional Fclty	370.5	4	33	1	66	7	111
206	Emergency Medical Services	8	0	0	0	1	0	1
264	Dept of Health & Environment	140.5	6	0	0	2	3	11
270	Hlth Care Stabilization Fund B	0.5	1	0	0	0	0	1
276	Department of Transportation	298	15	1	2	4	1	23
280	Highway Patrol	674.5	25	4	2	35	2	68
288	Kansas Historical Society	51.5	3	0	1	4	1	9
296	Department of Labor	93.5	6	1	0	8	1	16
300	Dept of Commerce	85.5	2	1	0	13	3	19
313	Hutchinson Correctional Fclty	388	6	9	0	101	6	122
328	Indigents Defense Svcs St Bd	18.5	2	0	1	0	0	3
352	Kansas Juvenile Correct. Cmplx	163.5	3	18	1	36	2	60
363	Kansas Neurological Institute	160.5	16	0	1	10	1	28
400	Lansing Correctional Facility	383	17	14	4	84	15	134
408	Larned Corr Mental Hlth Fclty	146	2	10	0	21	2	35
410	Larned State Hospital	153.5	9	3	1	8	2	23
434	State Library	7.5	0	1	0	0	0	1
494	Osawatomie State Hospital	48.5	5	1	0	2	0	8
507	Parsons St Hosp & Trng Center	164	20	0	1	6	0	27
521	Department of Corrections	160.5	7	5	0	10	8	30
562	Board of Tax Appeals	1.5	1	0	0	0	0	1
565	Department of Revenue	218	8	0	0	10	2	20
581	Norton Correctional Facility	195	6	11	2	32	2	53
604	School for the Blind	5.5	0	1	0	0	0	1
610	School for the Deaf	13.5	1	0	0	0	0	1
629	Dept for Children and Families	577	41	1	1	18	5	66
652	Department of Education	10	1	0	0	0	0	1
660	Topeka Correctional Facility	185	3	2	1	31	2	39
694	Veterans Commission	92.5	4	2	1	6	0	13

**Separations by Agency, Classified Employees  
Fiscal Year 2020 (continued)**

Agy #	Agency Name	Avg # of Employees	Retirements	Terminations			Transfers Out of Agency*	Total Separations
				Involuntary	Neutral	Voluntary		
709	Kansas Water Office	0.5	1	0	0	0	0	1
710	KS Wildlife, Parks & Tourism	97.5	1	1	0	3	0	5
712	Winfield Correctional Facility	145.5	3	4	0	7	6	20
<b>Total</b>		<b>5,494.0</b>	<b>242</b>	<b>129</b>	<b>22</b>	<b>555</b>	<b>79</b>	<b>1,027</b>
<b>FY 2020 % of Total Separations</b>			<b>25.53%</b>	<b>13.61%</b>	<b>2.32%</b>	<b>58.54%</b>		
<b>FY 2019 % of Total Separations</b>			<b>26.82%</b>	<b>10.90%</b>	<b>1.47%</b>	<b>60.81%</b>		
<b>FY 2018 % of Total Separations</b>			<b>25.73%</b>	<b>11.55%</b>	<b>1.28%</b>	<b>61.44%</b>		
<b>FY 2017 % of Total Separations</b>			<b>21.93%</b>	<b>11.19%</b>	<b>1.14%</b>	<b>65.74%</b>		
<b>FY 2016 % of Total Separations</b>			<b>18.95%</b>	<b>11.90%</b>	<b>1.23%</b>	<b>67.92%</b>		
<b>FY 2015 % of Total Separations</b>			<b>20.54%</b>	<b>17.21%</b>	<b>0.89%</b>	<b>61.35%</b>		
<b>FY 2014 % of Total Separations</b>			<b>19.37%</b>	<b>16.26%</b>	<b>1.09%</b>	<b>63.28%</b>		
<b>FY 2013 % of Total Separations</b>			<b>19.77%</b>	<b>15.12%</b>	<b>1.53%</b>	<b>63.57%</b>		
<b>FY 2012 % of Total Separations</b>			<b>39.25%</b>	<b>10.17%</b>	<b>0.69%</b>	<b>49.89%</b>		
<b>FY 2011 % of Total Separations</b>			<b>27.54%</b>	<b>14.54%</b>	<b>1.49%</b>	<b>56.43%</b>		

Transfers Out of Agency\* = Promotions, Demotions, and Transfers out of an agency into another agency.  
'FY % of Total Separations' statewide percentage calculations do not include Transfers Out of Agency.

**Source:** SHARP (FY 2011-2020); Excludes unclassified, temporary, and student employees. All historical data in this table has been updated to exclude Regents. Agencies without classified employees are excluded from this table. **NOTE:** The high percentage of retirements in FY 2012 was due to the Voluntary Retirement Incentive Program (VRIP). Total percent may not be equal to 100% due to rounding.

## Separations by Agency, Unclassified Employees Fiscal Year 2020

Agy #	Agency Name	Avg # of Employees	Retirements	Terminations			Transfers Out of Agency*	Total Separations
				Involuntary	Neutral	Voluntary		
028	Board of Accountancy	2	0	0	0	1	0	1
034	Adjutant General	260.5	6	7	0	33	6	52
039	Ks Dept for Aging & Disab Svs	211.5	7	6	0	29	25	67
046	Kansas Dept of Agriculture	293	5	1	0	20	3	29
058	Kansas Human Rights Commission	7	0	0	0	0	1	1
082	Attorney General	152.5	3	0	0	7	2	12
083	Kansas Bureau of Investigation	176	4	0	0	7	1	12
094	Bank Commissioner	95.5	1	0	0	9	0	10
100	Board of Barbering	3	0	1	0	0	0	1
102	Behavioral Sciences Reg Board	9	0	1	1	0	0	2
105	State Board of Healing Arts	55.5	0	1	0	8	1	10
143	Corporation Commission	158.5	10	7	0	6	2	25
149	Board of Cosmetology	11.5	0	0	0	1	1	2
159	Department of Credit Unions	9.5	0	0	0	3	0	3
173	Department of Administration	316.5	9	3	0	12	5	29
177	Ellsworth Correctional Fclty	37	2	1	0	3	0	6
178	Office of Adminstratv Hearings	10.5	0	0	0	1	0	1
195	El Dorado Correctional Fclty	68	3	2	0	8	3	16
234	Fire Marshal	55	1	1	0	4	2	8
252	Governor	40.5	0	1	0	5	2	8
264	Dept of Health & Environment	1103.5	15	16	1	124	66	222
270	Hlth Care Stabilization Fund B	19	0	0	0	0	1	1
276	Department of Transportation	1825.5	56	18	6	197	16	293
280	Highway Patrol	115.5	2	1	0	5	4	12
288	Kansas Historical Society	12	0	0	0	1	0	1
296	Department of Labor	271	8	5	1	18	12	44
300	Dept of Commerce	169	3	6	0	13	8	30
313	Hutchinson Correctional Fclty	92	4	2	0	4	3	13
328	Indigents Defense Svcs St Bd	155	1	2	0	18	2	23
331	Insurance Department	122	4	3	0	5	3	15
335	Office of Info Technology Serv	83.5	4	6	0	8	8	26
352	Kansas Juvenile Correct. Cmplx	46.5	1	1	0	6	4	12
363	Kansas Neurological Institute	230	1	23	0	74	4	102
365	Ks Pblc Employees Retirmnt Sys	112.5	4	0	0	5	1	10
373	Kansas State Fair Board	21	0	0	1	2	0	3
400	Lansing Correctional Facility	44	6	2	0	11	2	21
408	Larned Corr Mental Hlth Fclty	29.5	1	0	0	3	1	5
410	Larned State Hospital	452.5	7	30	1	122	18	178
425	Legislative Research Dept	35.5	1	2	0	5	3	11
428	Legislature	42.5	0	0	0	5	0	5
434	State Library	18	0	0	0	1	0	1
450	The Kansas Lottery	83.5	2	0	0	2	0	4
482	Board of Nursing	18.5	0	2	0	3	2	7
494	Osawatomie State Hospital	339.5	7	23	0	117	4	151
507	Parsons St Hosp & Trng Center	288.5	2	14	0	58	2	76

## Separations by Agency, Unclassified Employees Fiscal Year 2020 (continued)

Agy #	Agency Name	Avg # of Employees	Retirements	Terminations			Transfers Out of Agency*	Total Separations
				Involuntary	Neutral	Voluntary		
521	Department of Corrections	239.5	2	6	0	16	9	33
522	KS Correctional Industries	49	4	0	0	2	1	7
531	Board of Pharmacy	12	0	0	0	2	1	3
540	Post Audit Legislative Div	25	0	1	0	2	1	4
549	Real Estate Commission	12.5	0	0	0	2	1	3
553	Kansas Racing & Gaming Comm	78.5	2	0	1	5	3	11
561	Board of Regents	55.5	0	0	0	5	0	5
562	Board of Tax Appeals	11.5	1	2	1	0	0	4
565	Department of Revenue	770	10	16	0	50	13	89
579	Revisor of Statutes	31	1	0	0	1	0	2
581	Norton Correctional Facility	44.5	2	2	1	1	1	7
604	School for the Blind	58	2	0	0	3	1	6
610	School for the Deaf	113	0	0	0	11	1	12
622	Secretary of State	34.5	0	0	0	1	1	2
626	Kansas Sentencing Commission	13	0	0	0	1	0	1
629	Dept for Children and Families	1580.5	20	58	1	254	30	363
652	Department of Education	223.5	4	1	0	13	0	18
660	Topeka Correctional Facility	53	2	2	0	4	2	10
663	Technical Professions St Bd	4	0	1	0	0	1	2
670	State Treasurer	32	0	1	0	1	1	3
677	Judicial Branch	1797	59	42	1	96	10	208
694	Veterans Commission	189	0	10	1	93	3	107
700	Board of Veterinary Examiners	4	0	0	0	2	0	2
709	Kansas Water Office	17	0	0	0	2	1	3
710	KS Wildlife, Parks & Tourism	335.5	13	0	1	12	1	27
712	Winfield Correctional Facility	46	2	1	0	2	0	5

<b>Total</b>	<b>13,531.5</b>	<b>304</b>	<b>331</b>	<b>18</b>	<b>1,545</b>	<b>300</b>	<b>2,498</b>
<b>FY 2020 % of Total Separations*</b>		<b>13.83%</b>	<b>15.06%</b>	<b>0.82%</b>	<b>70.29%</b>		
<b>FY 2019 % of Total Separations</b>		<b>12.72%</b>	<b>18.34%</b>	<b>0.79%</b>	<b>68.15%</b>		
<b>FY 2018 % of Total Separations</b>		<b>13.83%</b>	<b>15.97%</b>	<b>0.73%</b>	<b>69.47%</b>		
<b>FY 2017 % of Total Separations</b>		<b>13.94%</b>	<b>16.15%</b>	<b>0.64%</b>	<b>69.27%</b>		
<b>FY 2016 % of Total Separations</b>		<b>17.66%</b>	<b>14.63%</b>	<b>0.71%</b>	<b>66.99%</b>		
<b>FY 2015 % of Total Separations</b>		<b>23.42%</b>	<b>17.79%</b>	<b>1.69%</b>	<b>57.09%</b>		
<b>FY 2014 % of Total Separations</b>		<b>16.15%</b>	<b>24.68%</b>	<b>1.16%</b>	<b>58.01%</b>		
<b>FY 2013 % of Total Separations</b>		<b>18.76%</b>	<b>17.35%</b>	<b>0.71%</b>	<b>63.19%</b>		
<b>FY 2012 % of Total Separations</b>		<b>20.72%</b>	<b>21.01%</b>	<b>1.16%</b>	<b>57.10%</b>		
<b>FY 2011 % of Total Separations</b>		<b>17.70%</b>	<b>31.01%</b>	<b>1.22%</b>	<b>50.06%</b>		

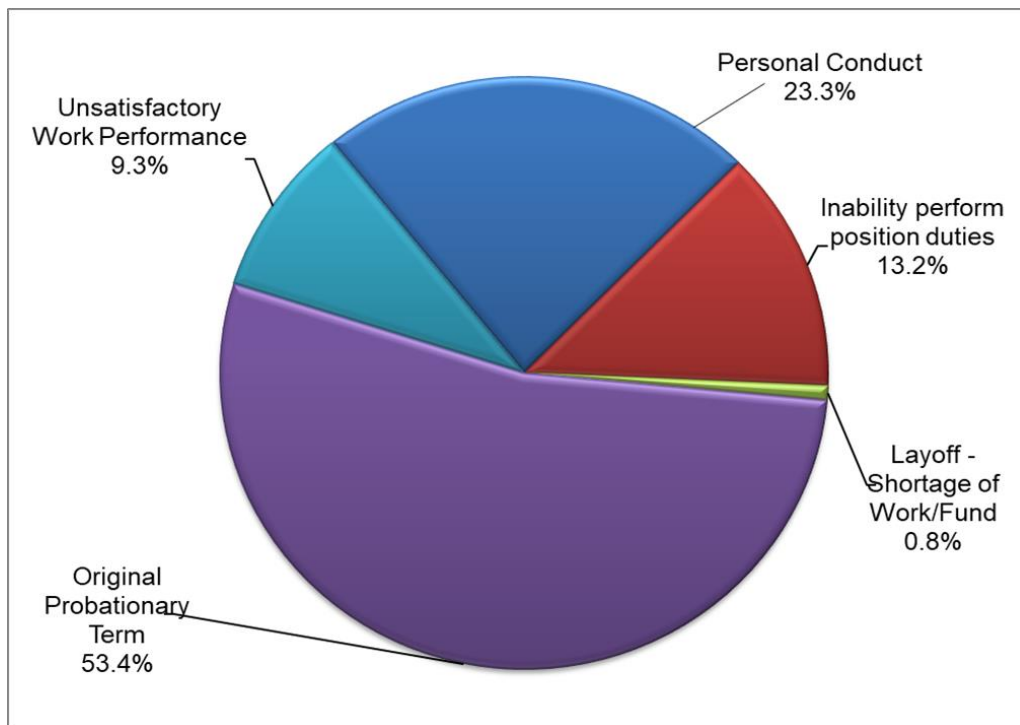
Transfers Out of Agency\* = Promotions, Demotions, and Transfers out of an agency into another agency.  
 'FY % of Total Separations' statewide percentage calculations do not include Transfers Out of Agency.

**Source:** SHARP (FY 2011-2020); Excludes Classified, temporary employees who are non-benefit eligible, Regents and student employees. All historical data in this table has been updated to exclude Regents. Agencies who do not have Unclassified employees will not be shown. Total percent may not be equal to 100% due to rounding.

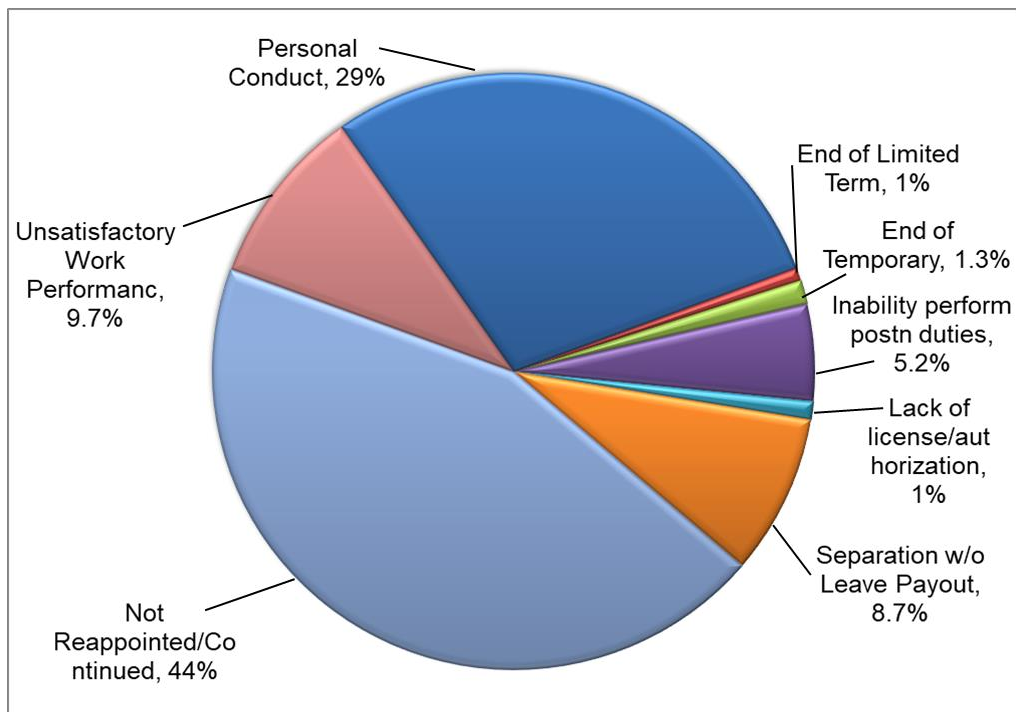


## Involuntary Turnover by Reason Fiscal Year 2020

### Classified Employees



### Unclassified Employees



**Source:** SHARP (FY 2020); Classified chart excludes unclassified, temporary, Regents, and student employees. Unclassified chart excludes classified, temporary employees who are non-benefit eligible, Regents and student employees excluded from all charts.

## Agencies with Less Than 10% Turnover Fiscal Year 2020

### Classified Employees

Agy #	Agency Name	Avg # Employees	Turnover
083	Kansas Bureau of Investigation	146	3.42%
710	KS Wildlife, Parks & Tourism	97.5	5.13%
264	Dept of Health & Environment	140.5	5.69%
276	Department of Transportation	298	7.38%
565	Department of Revenue	218	8.26%
712	Winfield Correctional Facility	145.5	9.62%
280	Highway Patrol	674.5	9.79%

Agencies where Avg # of Employees was greater than 50 classified employees.

### Unclassified Employees

Agy #	Agency Name	Avg # Employees	Turnover
450	The Kansas Lottery	83.5	4.79%
083	Kansas Bureau of Investigation	176	6.25%
082	Attorney General	152.5	6.56%
280	Highway Patrol	115.5	6.93%
173	Department of Administration	316.5	7.58%
710	KS Wildlife, Parks & Tourism	335.5	7.75%
365	Ks Pbhc Employees Retirmnt Sys	112.5	8.00%
652	Department of Education	223.5	8.05%
604	School for the Blind	58	8.62%
046	Kansas Dept of Agriculture	293	8.87%
561	Board of Regents	55.5	9.01%
610	School for the Deaf	113	9.73%
331	Insurance Department	122	9.84%
565	Department of Revenue	770	9.87%

Agencies where Avg # of Employees was greater than 50 unclassified employees.

**Source:** SHARP (FY 2020); Classified table excludes unclassified, temporary, Regents, and student employees. Unclassified table excludes classified, temporary employees who are non-benefit eligible, Regents and student employees excluded from all charts.

## Turnover by Agency, Classified Employees Fiscal Year 2011-2020

Agy #	Agency Name	Avg # Ees FY 2020	Turnover Rate									
			FY 2020	FY 2019	FY 2018	FY 2017	FY 2016	FY 2015	FY 2014	FY 2013	FY 2012	FY 2011
028	Board of Accountancy	N/A	N/A	N/A	N/A	N/A	N/A	N/A	N/A	0.00%	0.00%	0.00%
034	Adjutant General	4.5	22.22%	28.57%	0.00%	6.67%	9.30%	4.10%	7.02%	9.38%	8.70%	7.79%
039	Ks Dept for Aging & Disab Svs	23.5	25.53%	28.57%	5.13%	16.42%	33.79%	11.70%	17.91%	25.69%	17.29%	27.44%
046	Kansas Dept of Agriculture	21.5	18.60%	8.16%	18.75%	9.52%	8.45%	12.90%	17.66%	9.90%	11.76%	8.05%
058	Kansas Human Rights Commission	8.5	0.00%	0.00%	10.00%	6.67%	6.90%	12.90%	5.71%	5.13%	4.88%	0.00%
083	Kansas Bureau of Investigation	146	3.42%	9.36%	11.11%	6.88%	10.50%	10.40%	8.09%	8.22%	8.24%	7.78%
094	Bank Commissioner	N/A	N/A	N/A	N/A	N/A	100.0%	0.00%	42.86%	14.46%	14.67%	7.74%
100	Board of Barbering	N/A	N/A	N/A	N/A	N/A	N/A	N/A	0.00%	0.00%	0.00%	0.00%
102	Behavioral Sciences Reg Board	N/A	N/A	N/A	100.00%	0.00%	0.00%	0.00%	0.00%	33.33%	0.00%	0.00%
105	State Board of Healing Arts	1	100.00%	0.00%	0.00%	33.33%	5.41%	3.00%	6.15%	12.50%	3.17%	16.13%
143	Corporation Commission	2.5	40.00%	28.57%	60.00%	0.00%	2.00%	6.00%	7.93%	4.86%	7.72%	7.41%
149	Board of Cosmetology	1.5	66.67%	0.00%	0.00%	0.00%	16.67%	11.80%	21.05%	20.00%	10.00%	10.00%
159	Department of Credit Unions	N/A	N/A	N/A	N/A	N/A	N/A	0.00%	0.00%	16.67%	27.27%	18.18%
167	Dental Board	0.5	200.00%	0.00%	0.00%	0.00%	0.00%	0.00%	0.00%	0.00%	0.00%	0.00%
173	Department of Administration	58.5	10.26%	16.78%	17.48%	16.78%	16.59%	8.20%	8.07%	10.05%	10.50%	9.85%
177	Ellsworth Correctional Fclty	168.5	24.93%	19.64%	35.65%	24.94%	28.22%	24.20%	25.96%	26.25%	21.80%	19.86%
178	Office of Adminstratv Hearings	N/A	N/A	N/A	N/A	200.00%	0.0%	0.00%	18.18%	0.00%	13.33%	0.00%
195	El Dorado Correctional Fclty	370.5	28.07%	34.30%	44.70%	43.21%	27.42%	30.00%	23.93%	16.20%	19.03%	19.18%
204	Board of Mortuary Arts	2	0.00%	0.00%	0.00%	0.00%	0.00%	0.00%	50.00%	0.00%	50.00%	0.00%
206	Emergency Medical Services	8	12.50%	0.00%	26.67%	28.57%	21.05%	18.20%	17.39%	7.69%	0.00%	8.70%
234	Fire Marshal	5	0.00%	0.00%	14.29%	0.00%	5.56%	15.90%	18.67%	15.38%	20.25%	13.95%
264	Dept of Health & Environment	140.5	5.69%	6.04%	11.66%	10.39%	18.38%	11.80%	9.85%	7.41%	12.40%	8.79%
270	Hlth Care Stabilization Fund B	0.5	200.00%	0.00%	0.00%	0.00%	0.00%	0.00%	0.00%	0.00%	0.00%	0.00%
276	Department of Transportation	298	7.38%	9.69%	13.30%	13.93%	16.59%	14.10%	11.41%	13.03%	13.96%	8.79%
280	Highway Patrol	674.5	9.79%	8.00%	8.41%	7.24%	6.38%	9.40%	8.90%	6.13%	7.99%	6.66%
288	Kansas Historical Society	51.5	15.53%	11.54%	9.52%	10.91%	11.86%	16.80%	5.63%	10.53%	13.33%	12.43%
296	Department of Labor	93.5	16.04%	10.60%	14.36%	14.48%	12.9%	10.90%	6.09%	9.24%	30.87%	13.78%
300	Dept of Commerce	85.5	18.71%	14.44%	21.28%	27.55%	24.43%	21.50%	11.76%	22.01%	21.28%	21.88%
313	Hutchinson Correctional Fclty	388	29.90%	25.14%	38.95%	26.39%	31.38%	28.10%	28.33%	22.08%	23.16%	22.78%
328	Indigents Defense Svcs St Bd	18.5	16.22%	9.52%	N/A	14.04%	16.67%	9.30%	5.26%	5.08%	6.72%	4.96%
331	Insurance Department	1	0.00%	0.00%	8.70%	0.00%	0.00%	40.00%	0.00%	0.00%	63.64%	12.12%
335	Office of Info Technology Svs	11	0.00%	0.00%	0.00%	N/A	N/A	N/A	N/A	N/A	N/A	N/A
350	Juvenile Justice Authority	N/A	N/A	N/A	0.00%	N/A	N/A	N/A	N/A	0.00%	12.12%	15.79%
352	Kansas Juvenile Correct. Cmplx	163.5	35.47%	25.61%	20.81%	30.40%	28.29%	23.30%	23.06%	26.21%	27.84%	29.61%
363	Kansas Neurological Institute	160.5	16.82%	16.79%	20.23%	21.21%	22.96%	17.00%	20.51%	14.41%	25.64%	14.42%
365	Ks Pblic Employees Retirmnt Sys	N/A	N/A	N/A	0.00%	133.33%	21.05%	10.90%	6.62%	7.04%	12.03%	10.29%
373	Kansas State Fair Board	3	0.00%	44.44%	0.00%	20.00%	5.7%	16.70%	12.50%	4.26%	8.89%	17.78%
400	Lansing Correctional Facility	383	31.07%	28.74%	33.44%	35.91%	33.22%	24.10%	18.61%	15.08%	18.88%	13.67%
408	Larned Corr Mental Hlth Fclty	146	22.60%	20.74%	32.87%	24.62%	30.40%	26.06%	23.42%	22.49%	26.97%	30.47%
410	Larned State Hospital	153.5	13.68%	16.67%	23.24%	17.32%	35.30%	34.78%	28.39%	30.82%	22.24%	20.02%

## Turnover by Agency, Classified Employees Fiscal Year 2011-2020 (continued)

Agy #	Agency Name	Avg # Ees FY 2020	Turnover Rate									
			FY 2020	FY 2019	FY 2018	FY 2017	FY 2016	FY 2015	FY 2014	FY 2013	FY 2012	FY 2011
412	Larned Juvenile Corr Fac	N/A	N/A	N/A	N/A	79.65%	26.90%	32.00%	19.51%	24.89%	26.56%	21.77%
434	State Library	7.5	13.33%	11.76%	0.00%	8.00%	18.80%	5.13%	5.13%	16.55%	5.13%	5.13%
450	The Kansas Lottery	1	0.00%	0.00%	0.00%	0.00%	0.00%	10.00%	9.23%	12.35%	0.00%	4.88%
482	Board of Nursing	4	0.00%	50.00%	11.11%	16.00%	4.80%	9.76%	0.00%	11.11%	5.41%	5.56%
488	Optometry Board of Examiners	1	0.00%	0.00%	0.00%	0.00%	0.00%	0.00%	0.00%	0.00%	0.00%	0.00%
494	Osawatimie State Hospital	48.5	16.49%	17.19%	21.32%	25.57%	41.90%	29.87%	19.84%	25.96%	18.96%	20.08%
507	Parsons St Hosp & Trng Center	164	16.46%	12.35%	16.80%	15.03%	16.70%	18.12%	12.93%	16.10%	10.43%	10.83%
521	Department of Corrections	160.5	13.71%	13.25%	15.07%	18.52%	13.10%	12.96%	10.73%	13.06%	10.33%	7.68%
522	KS Correctional Industries	6	0.00%	14.29%	20.00%	12.77%	11.80%	N/A	N/A	N/A	N/A	N/A
531	Board of Pharmacy	2	0.00%	0.00%	0.00%	0.00%	22.20%	0.00%	18.18%	0.00%	0.00%	0.00%
543	Real Estate Appraisal Board	N/A	N/A	N/A	N/A	N/A	0.00%	0.00%	0.00%	0.00%	0.00%	0.00%
549	Real Estate Commission	N/A	N/A	N/A	N/A	N/A	25.00%	18.18%	14.29%	11.76%	11.11%	10.53%
553	Kansas Racing & Gaming Comm	6	0.00%	N/A	0.00%	11.76%	7.70%	13.21%	10.71%	8.42%	13.51%	2.99%
555	Rainbow Mental Health Facility	N/A	N/A	N/A	N/A	N/A	N/A	123.08%	58.16%	39.53%	43.35%	27.36%
561	Board of Regents	N/A	N/A	N/A	N/A	0.00%	0.00%	22.22%	0.00%	13.33%	30.00%	7.69%
562	Court of Tax Appeals	1.5	66.67%	N/A	0.00%	44.44%	13.30%	0.00%	0.00%	8.00%	0.00%	11.76%
565	Department of Revenue	218	8.26%	16.58%	14.53%	10.10%	8.10%	8.71%	9.26%	14.31%	7.22%	5.32%
581	Norton Correctional Facility	195	26.15%	21.71%	27.14%	23.85%	23.20%	16.36%	18.44%	16.63%	13.33%	14.00%
604	School for the Blind	5.5	18.18%	0.00%	37.50%	8.70%	13.80%	38.71%	33.33%	10.00%	5.00%	0.00%
610	School for the Deaf	13.5	7.41%	19.35%	5.41%	4.88%	21.40%	14.04%	16.39%	11.27%	13.51%	21.92%
625	Securities Comm, Office of the	N/A	N/A	N/A	N/A	N/A	0.00%	0.00%	38.10%	0.00%	36.36%	0.00%
629	Dept for Children and Families	577	10.57%	11.93%	12.78%	13.01%	17.20%	18.85%	14.24%	18.37%	10.04%	9.48%
652	Department of Education	10	10.00%	8.70%	20.51%	9.59%	11.10%	8.87%	14.12%	11.15%	11.39%	8.70%
660	Topeka Correctional Facility	185	20.00%	22.71%	30.93%	27.69%	20.70%	19.27%	15.63%	18.44%	18.82%	16.63%
663	Technical Professions St Bd	N/A	N/A	N/A	N/A	N/A	200.00%	33.33%	0.00%	0.00%	0.00%	0.00%
670	State Treasurer	1	0.00%	0.00%	0.00%	0.00%	40.00%	0.00%	22.22%	0.00%	0.00%	0.00%
671	Pooled Money Investment Board	1	0.00%	0.00%	0.00%	0.00%	0.00%	50.00%	0.00%	0.00%	25.00%	25.00%
694	Veterans Commission	92.5	14.05%	22.50%	38.26%	46.06%	23.90%	22.61%	22.41%	18.98%	20.59%	23.79%
709	Kansas Water Office	0.5	200.00%	0.00%	0.00%	0.00%	8.30%	7.69%	7.69%	20.63%	12.12%	5.88%
710	KS Wildlife, Parks & Tourism	97.5	5.13%	7.22%	6.38%	7.52%	8.00%	6.53%	7.98%	10.46%	8.02%	7.04%
712	Winfield Correctional Facility	145.5	9.62%	18.31%	19.17%	19.94%	17.10%	20.57%	13.65%	16.84%	12.34%	16.88%
Statewide		5,538	17.12%	16.84%	20.46%	19.24%	20.04%	16.63%	16.75%	14.48%	17.13%	12.74%

**Source:** SHARP (FY 2011-2020); Excludes unclassified, temporary, Regents and student employees. All historical data in this chart has been updated to exclude Regents. Agencies marked "N/A" have no classified employees or the agency has been abolished. Agencies that were abolished before 2012 are not included. Agencies without classified employees for the time frame shown are not included in the table.

## Turnover by Agency, Unclassified Employees Fiscal Year 2011-2020

			Turnover Rate									
Agy #	Agency Name	Avg # Ees FY 2020	FY 2020	FY 2019	FY 2018	FY 2017	FY 2016	FY 2015	FY 2014	FY 2013	FY 2012	FY 2011
028	Board of Accountancy	2	50.00%	0.00%	0.00%	100.00%	40.00%	40.00%	0.00%	33.33%	0.00%	0.00%
034	Adjutant General	260.5	17.66%	16.67%	12.92%	18.43%	25.78%	26.45%	46.95%	13.16%	17.14%	17.55%
039	Ks Dept for Aging & Disab Svs	211.5	19.86%	26.32%	25.62%	24.93%	24.11%	14.22%	15.69%	14.58%	15.87%	37.50%
046	Kansas Dept of Agriculture	293	8.87%	18.47%	11.41%	14.34%	14.49%	17.07%	14.48%	12.90%	13.45%	12.37%
058	Kansas Human Rights Commission	7	0.00%	18.18%	75.00%	33.33%	0.00%	66.67%	66.67%	0.00%	66.67%	0.00%
082	Attorney General	152.5	6.56%	20.35%	13.33%	14.40%	17.43%	15.77%	14.17%	10.57%	14.81%	34.67%
083	Kansas Bureau of Investigation	176	6.25%	8.00%	12.30%	9.09%	13.84%	11.76%	7.25%	6.49%	14.38%	6.78%
094	Bank Commissioner	95.5	10.47%	19.35%	16.58%	6.00%	14.1%	11.17%	8.47%	5.17%	4.26%	4.76%
100	Board of Barbering	3	33.33%	0.00%	0.00%	0.00%	0.00%	40.00%	0.00%	0.00%	0.00%	0.00%
102	Behavioral Sciences Reg Board	9	22.22%	0.00%	0.00%	15.38%	0.00%	0.00%	0.00%	18.18%	0.00%	25.00%
105	State Board of Healing Arts	55.5	16.22%	26.67%	27.18%	14.14%	6.06%	12.12%	7.41%	8.00%	24.00%	32.00%
122	Citizens Utility Ratepayer Bd	7	0.00%	42.86%	0.00%	0.00%	60.00%	0.00%	18.18%	0.00%	18.18%	0.00%
143	Corporation Commission	158.5	14.51%	11.91%	16.12%	8.62%	12.50%	13.33%	26.90%	18.60%	28.07%	19.54%
149	Board of Cosmetology	11.5	8.70%	18.18%	17.39%	21.05%	46.15%	0.00%	28.57%	0.00%	0.00%	100.00%
159	Department of Credit Unions	9.5	31.58%	73.68%	9.52%	31.58%	10.53%	57.14%	0.00%	0.00%	0.00%	0.00%
167	Dental Board	2	0.00%	0.00%	0.00%	0.00%	0.00%	0.00%	0.00%	0.00%	100.00%	0.00%
173	Department of Administration	316.5	7.58%	14.03%	15.41%	11.42%	11.39%	9.05%	6.87%	13.56%	19.16%	21.92%
177	Ellsworth Correctional Fclty	37	16.22%	20.90%	17.86%	0.00%	0.0%	0.00%	66.67%	0.00%	0.00%	40.00%
178	Office of Adminstratv Hearings	10.5	9.52%	30.00%	28.57%	42.11%	0.00%	0.00%	0.00%	0.00%	0.00%	0.00%
195	El Dorado Correctional Fclty	68	19.12%	22.40%	20.51%	9.20%	5.88%	0.00%	0.00%	25.00%	0.00%	0.00%
204	Board of Mortuary Arts	1	0.00%	0.00%	0.00%	0.00%	0.00%	0.00%	0.00%	0.00%	0.00%	0.00%
206	Emergency Medical Services	4.5	0.00%	0.00%	22.22%	0.00%	0.00%	0.00%	100.00%	0.00%	0.00%	0.00%
234	Fire Marshal	55	10.91%	13.33%	10.00%	12.24%	20.78%	17.78%	30.77%	18.18%	0.00%	100.00%
247	KS Gvmtl Ethics Commission	8	0.00%	0.00%	25.00%	12.50%	12.50%	0.00%	25.00%	12.50%	13.33%	26.67%
252	Governor	40.5	14.81%	98.67%	37.84%	19.44%	8.45%	17.91%	14.71%	13.89%	18.42%	49.32%
264	Dept of Health & Environment	1103.5	14.14%	14.87%	12.73%	15.82%	17.65%	15.02%	14.11%	13.54%	18.08%	12.69%
270	Hlth Care Stabilization Fund B	19	0.00%	16.67%	11.11%	0.00%	5.56%	12.12%	0.00%	0.00%	0.00%	0.00%
276	Department of Transportation	1825.5	15.17%	18.69%	20.52%	20.95%	16.6%	9.72%	9.63%	18.02%	7.21%	8.55%
280	Highway Patrol	115.5	6.93%	15.71%	17.22%	23.81%	13.68%	17.31%	6.74%	12.66%	20.78%	12.82%
288	Kansas Historical Society	12	8.33%	8.33%	0.00%	0.00%	18.18%	20.00%	0.00%	0.00%	0.00%	50.00%
296	Department of Labor	271	11.81%	17.41%	17.00%	16.76%	13.01%	16.94%	14.92%	20.63%	28.39%	60.66%
300	Dept of Commerce	169	13.02%	14.60%	15.65%	20.00%	18.87%	20.43%	15.17%	28.24%	15.60%	9.30%
313	Hutchinson Correctional Fclty	92	10.87%	13.58%	10.81%	5.66%	0.00%	0.00%	0.00%	22.22%	0.00%	28.57%
328	Indigents Defense Svcs St Bd	155	13.55%	17.69%	19.59%	12.41%	18.33%	19.18%	13.57%	13.51%	14.41%	14.29%
331	Insurance Department	122	9.84%	25.73%	11.48%	9.78%	11.88%	29.91%	13.97%	5.26%	6.36%	11.32%
335	Office of Info Technology Svs	83.5	21.56%	17.39%	0.00%	N/A	N/A	N/A	N/A	N/A	N/A	N/A
349	Judicial Council	5	0.00%	0.00%	22.22%	0.00%	20.00%	20.00%	0.00%	25.00%	0.00%	54.55%
350	Juvenile Justice Authority	46.5	17.20%	N/A	N/A	N/A	N/A	N/A	N/A	47.62%	34.78%	35.71%
352	Kansas Juvenile Correct. Cmplx	N/A	N/A	11.63%	29.41%	12.24%	0.00%	26.67%	42.11%	27.27%	50.00%	28.57%
363	Kansas Neurological Institute	230	42.61%	53.00%	45.64%	65.36%	35.29%	0.00%	46.15%	15.38%	0.00%	15.38%
365	Ks Pblic Employees Retirmnt Sys	112.5	8.00%	9.91%	12.73%	4.67%	5.85%	17.02%	0.00%	15.79%	17.65%	22.86%
373	Kansas State Fair Board	21	14.29%	20.51%	32.26%	7.14%	26.67%	0.00%	0.00%	0.00%	0.00%	0.00%
400	Lansing Correctional Facility	44	43.18%	24.35%	26.98%	18.02%	3.77%	18.18%	22.22%	28.57%	0.00%	0.00%
408	Larned Corr Mental Hlth Fclty	29.5	13.56%	7.27%	12.50%	20.00%	0.00%	40.00%	0.00%	0.00%	0.00%	80.00%
410	Larned State Hospital	452.5	35.36%	40.58%	38.48%	43.01%	29.20%	39.62%	36.36%	56.82%	44.16%	30.99%
412	Larned Juvenile Corr Fac	N/A	N/A	N/A	N/A	57.14%	15.38%	0.00%	0.00%	33.33%	9.52%	0.00%
422	Legislative Coordinating Cncl	8	0.00%	12.50%	0.00%	13.33%	13.33%	12.50%	25.00%	12.50%	31.58%	9.09%

## Turnover by Agency, Unclassified Employees Fiscal Year 2011-2020 (continued)

Agy #	Agency Name	Avg # Ees FY 2020	Turnover Rate									
			FY 2020	FY 2019	FY 2018	FY 2017	FY 2016	FY 2015	FY 2014	FY 2013	FY 2012	FY 2011
425	Legislative Research Dept	35.5	22.54%	16.22%	12.66%	7.59%	12.35%	14.46%	12.35%	23.81%	9.30%	16.28%
428	Legislature	42.5	11.76%	12.20%	12.20%	26.97%	10.87%	11.70%	5.24%	38.14%	7.54%	20.36%
434	State Library	18	5.56%	11.43%	12.12%	13.33%	46.67%	0.00%	10.00%	10.53%	52.63%	35.29%
446	Lieutenant Governor	N/A	N/A	N/A	N/A	N/A	N/A	N/A	N/A	0.00%	0.00%	57.14%
450	The Kansas Lottery	83.5	4.79%	19.51%	12.27%	7.32%	7.64%	6.76%	11.57%	10.10%	12.05%	10.96%
482	Board of Nursing	18.5	27.03%	17.65%	21.43%	17.39%	50.00%	0.00%	28.57%	0.00%	25.00%	0.00%
488	Optometry Board of Examiners	N/A	N/A	N/A	N/A	N/A	N/A	N/A	0.00%	0.00%	200.00%	0.00%
494	Osawatomie State Hospital	339.5	43.30%	51.17%	63.19%	68.68%	18.6%	45.45%	32.73%	16.33%	30.43%	4.17%
507	Parsons St Hosp & Trng Center	288.5	25.65%	26.67%	32.36%	38.89%	18.39%	18.18%	0.00%	16.67%	0.00%	18.18%
521	Department of Corrections	239.5	10.02%	13.46%	14.00%	16.67%	15.12%	11.58%	10.88%	14.57%	25.87%	25.35%
522	KS Correctional Industries	49	12.24%	12.77%	13.95%	3.57%	27.59%	9.09%	20.00%	0.00%	0.00%	0.00%
529	KS Comm Peace Ofcrs Std & Trng	5	0.00%	0.00%	0.00%	44.44%	0.00%	20.00%	0.00%	0.00%	18.18%	0.00%
531	Board of Pharmacy	12	16.67%	18.18%	10.53%	0.00%	36.36%	20.00%	25.00%	28.57%	0.00%	0.00%
540	Post Audit Legislative Div	25	12.00%	22.22%	13.33%	17.02%	17.39%	18.18%	13.95%	9.52%	18.60%	14.29%
543	Real Estate Appraisal Board	2	0.00%	50.00%	0.00%	0.00%	0.00%	0.00%	0.00%	0.00%	0.00%	0.00%
549	Real Estate Commission	12.5	16.00%	0.00%	0.00%	19.05%	0.00%	20.00%	28.57%	33.33%	0.00%	0.00%
553	Kansas Racing & Gaming Comm	78.5	10.19%	11.18%	2.52%	8.39%	4.40%	3.92%	15.69%	19.23%	22.22%	16.67%
555	Rainbow Mental Health Facility	N/A	N/A	N/A	N/A	N/A	N/A	N/A	66.67%	66.67%	33.33%	0.00%
561	Board of Regents	55.5	9.01%	7.21%	14.29%	12.39%	14.04%	10.71%	11.32%	15.09%	32.14%	14.81%
562	Court of Tax Appeals	11.5	34.78%	0.00%	0.00%	0.00%	0.00%	13.33%	13.33%	23.53%	20.00%	10.00%
565	Department of Revenue	770	9.87%	17.57%	12.84%	13.66%	13.66%	12.22%	8.53%	12.74%	9.52%	24.00%
579	Revisor of Statutes	31	6.45%	6.56%	3.33%	3.45%	7.02%	6.78%	7.02%	7.27%	10.71%	25.00%
581	Norton Correctional Facility	44.5	13.48%	12.35%	26.09%	21.82%	0.00%	0.00%	0.00%	0.00%	0.00%	33.33%
604	School for the Blind	58	8.62%	12.24%	22.22%	17.02%	23.53%	17.14%	11.11%	5.50%	14.41%	12.39%
610	School for the Deaf	113	9.73%	12.79%	16.82%	15.31%	21.28%	16.57%	13.68%	12.44%	12.50%	9.57%
622	Secretary of State	34.5	2.90%	43.48%	23.68%	10.00%	14.81%	11.63%	11.76%	14.29%	15.73%	19.15%
625	Securities Comm, Office of the	N/A	N/A	N/A	N/A	41.67%	23.26%	0.00%	0.00%	37.04%	33.33%	50.00%
626	Kansas Sentencing Commission	13	7.69%	24.00%	24.00%	14.81%	0.0%	9.09%	0.00%	0.00%	10.00%	10.00%
629	Dept for Children and Families	1580.5	21.07%	24.92%	21.04%	15.72%	13.33%	16.12%	16.00%	10.86%	37.35%	36.57%
652	Department of Education	223.5	8.05%	10.36%	7.31%	5.64%	9.64%	17.32%	16.17%	16.19%	17.46%	15.45%
660	Topeka Correctional Facility	53	15.09%	15.38%	12.63%	9.88%	0.00%	13.33%	13.33%	0.00%	25.00%	0.00%
663	Technical Professions St Bd	4	25.00%	100.00%	44.44%	0.00%	44.44%	0.00%	50.00%	0.00%	0.00%	0.00%
670	State Treasurer	32	6.25%	3.03%	8.57%	8.11%	5.48%	8.22%	5.80%	23.53%	11.43%	21.21%
671	Pooled Money Investment Board	4	0.00%	0.00%	25.00%	0.00%	0.00%	0.00%	0.00%	0.00%	66.67%	0.00%
677	Judicial Branch	1797	11.02%	12.58%	15.07%	11.87%	11.10%	9.99%	8.26%	9.32%	7.21%	7.64%
694	Veterans Commission	189	55.03%	52.99%	39.10%	42.50%	22.58%	42.11%	19.05%	20.00%	20.00%	19.05%
700	Board of Veterinary Examiners	4	50.00%	0.00%	25.00%	0.00%	0.00%	N/A	0.00%	40.00%	0.00%	0.00%
709	Kansas Water Office	17	11.76%	23.53%	12.50%	18.75%	18.2%	0.00%	0.00%	0.00%	0.00%	0.00%
710	KS Wildlife, Parks & Tourism	335.5	7.75%	5.92%	8.48%	5.68%	4.04%	13.86%	11.11%	14.63%	12.35%	7.41%
712	Winfield Correctional Facility	46	10.87%	14.12%	5.63%	12.77%	0.00%	28.57%	0.00%	0.00%	0.00%	0.00%
<b>Statewide</b>		<b>13,578</b>	<b>16.19%</b>	<b>19.95%</b>	<b>19.01%</b>	<b>17.26%</b>	<b>14.39%</b>	<b>13.74%</b>	<b>13.52%</b>	<b>13.66%</b>	<b>13.82%</b>	<b>18.03%</b>

**Source:** SHARP (FY 2011-2020); Includes unclassified regular and unclassified temporary, benefit eligible employees. Excludes classified, Regents, and student employees. All historical data in this chart has been updated to exclude Regents. Agencies marked "N/A" had no unclassified employees that fiscal year or the agency has been abolished. Agencies that were abolished before 2012 are not include.

## Job Titles with 20% or Higher Turnover Rates FY 2020

### Classified Job Titles

Job Code	Job Title	Avg # Employees	Turnover
8109L1	Corrections Officer I (A)	325	87.38%
4158A6	Program Specialist I	71.5	22.38%

Job Titles where Avg # of Employees was greater than 50 classified employees.

### Unclassified Job Titles

Job Code	Job Title	Avg # Employees	Turnover
082207	Mental Health/Dev Disab Tech	497	62.37%
0C3102	Protection Specialist	367.5	37.82%
076405	Safety & Security Officer	65.5	35.11%
097621	Registered Nurse	100	31.00%
058414	Human Services Assistant	139	27.34%
044401	Custodial Specialist	76	26.32%
048434	Human Services Consultant	57.5	24.35%
011500	Administrative Assistant	191.5	23.50%
040900	Facilities Maint Supervisor	86.5	23.12%
066812	Equipment Operator	753	21.78%
071300	Health Facility Surveyor	76	21.05%
058434	Human Services Counselor	62	20.97%
0A8006	Driver License Examiner	105	20.95%
0B9604	Eligibility Professional	57.5	20.87%

Job Titles where Avg # of Employees was greater than 50 unclassified employees.

**Source:** SHARP (FY 2020); Classified table excludes unclassified, temporary, Regents, and student employees. Unclassified table excludes classified, temporary employees who are non-benefit eligible, Regents and student employees excluded from all charts.

**Fiscal Year 2015-2020**

**Section 4: Special Comparison Report**

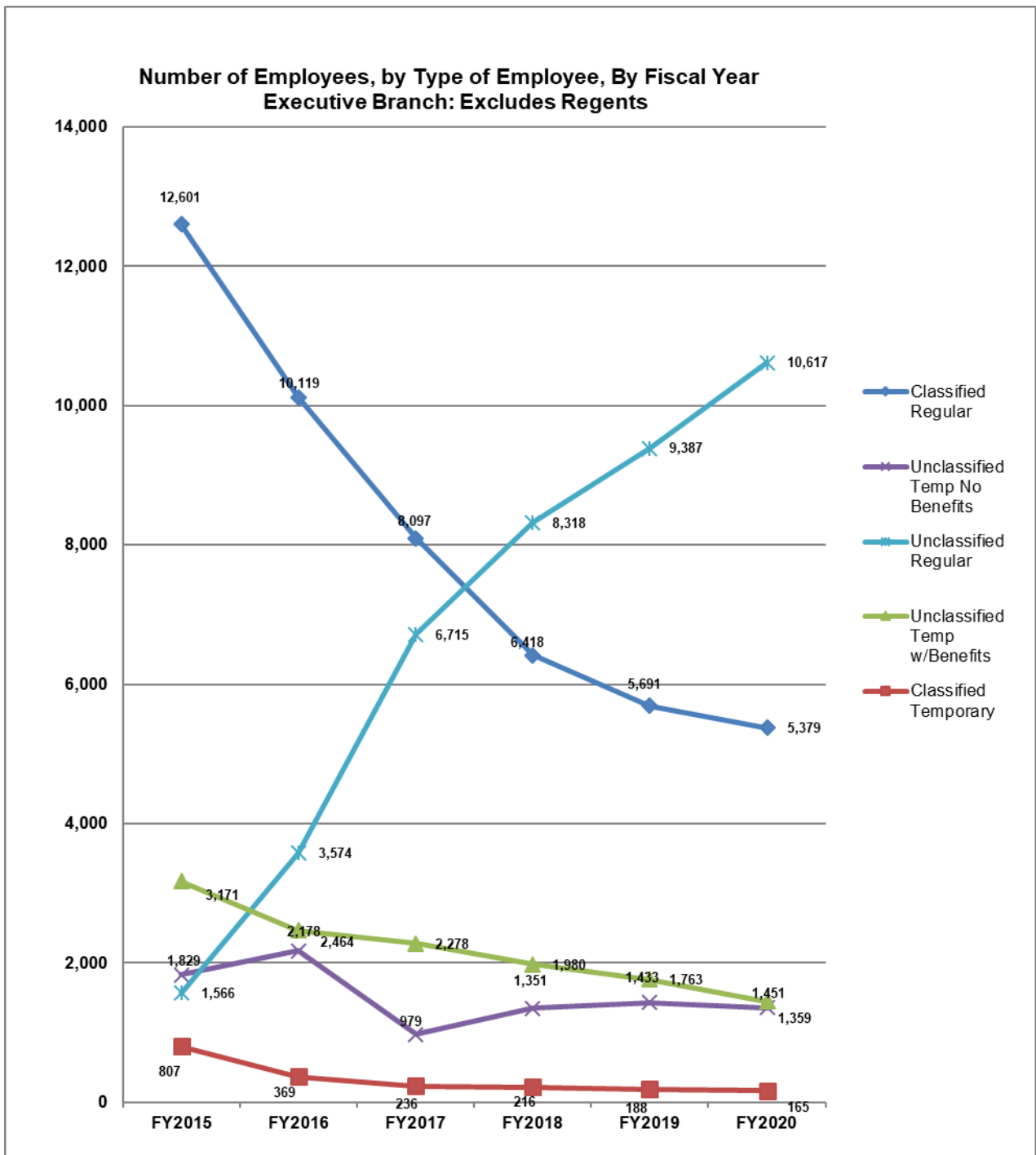
The graphs and tables that follow show changes in the workforce that occurred between FY 2015 and FY 2020. Beginning with FY 2015 data, Regents universities are no longer included.

- The number of classified regular and temporary employees continues to decrease. The number of Executive Branch employees overall, including non-benefit eligible, is at its highest level since 2015.
- The number of unclassified regular employees in the Executive Branch has almost quadrupled from FY 2015 – FY 2020
- The number of Judicial Branch employees decreased 4.86% from FY 2015 to FY 2020.
- The number of Legislative Branch employees increased 5.88% from FY 2015 to FY 2020.
- These job codes are excluded from data for Human Services agencies in FY 2020:

036000 – Member of a Home

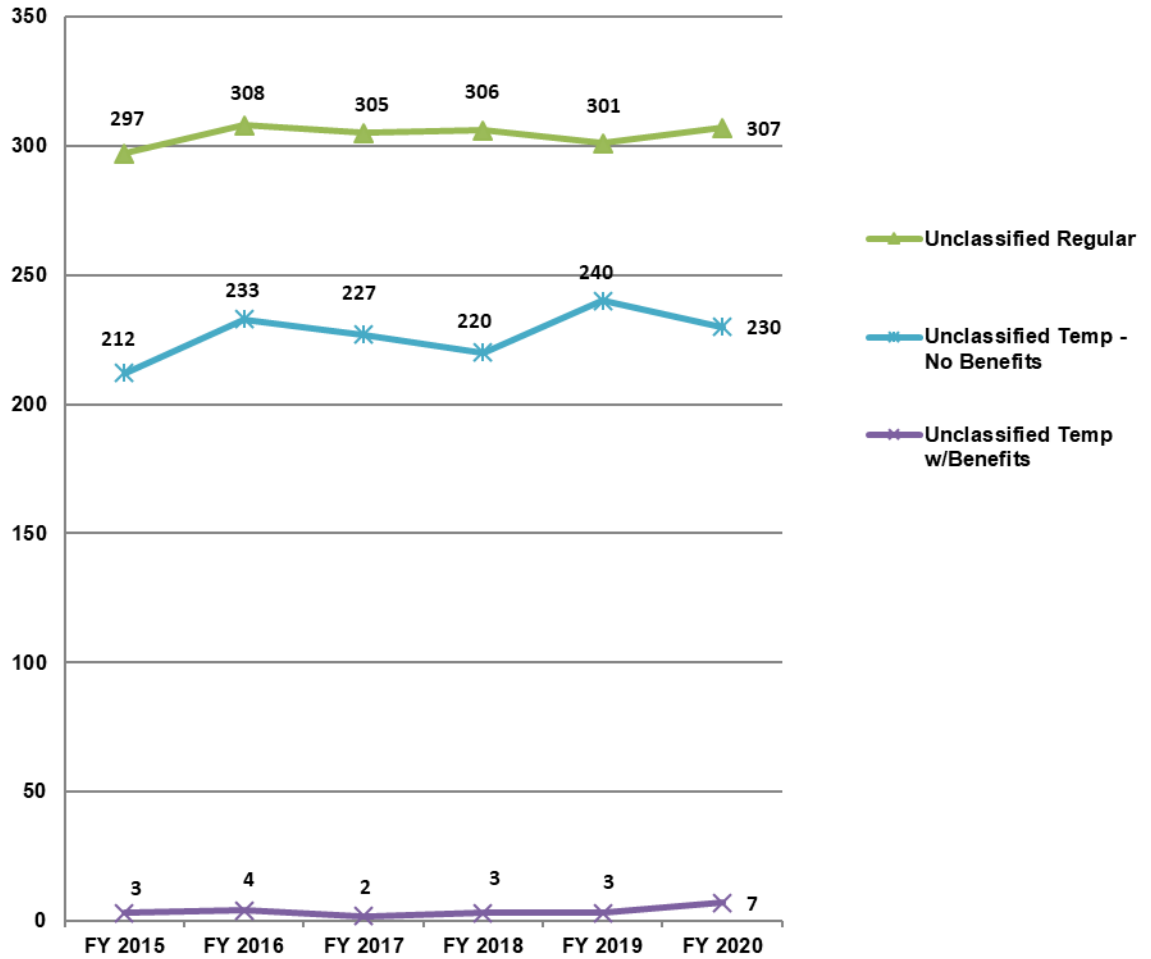
035500 – Resident Worker





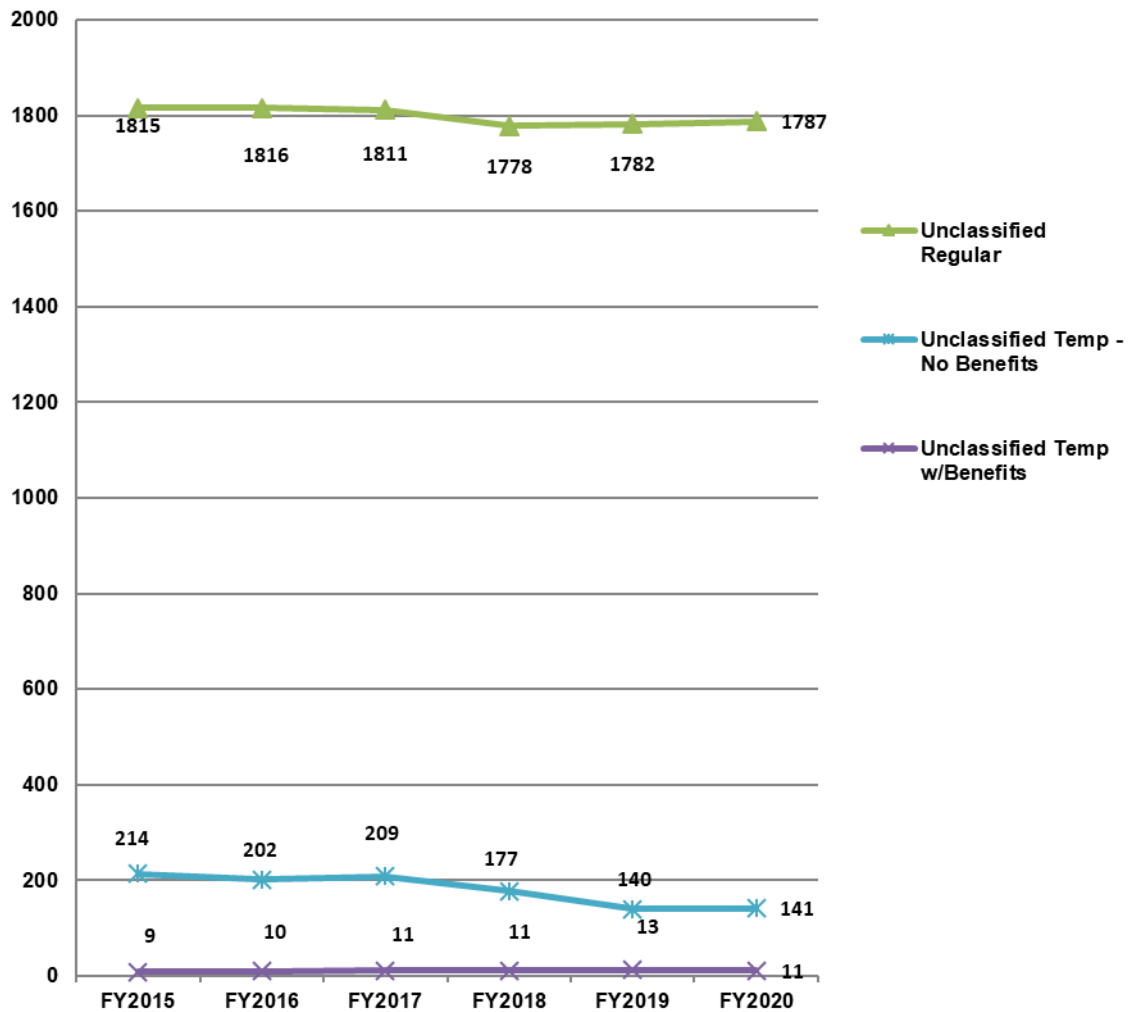
**Source:** SHARP (FY 2015-FY 2020); Includes executive branch employees; Excludes Regents universities.

**Number of Employees, by Type of Employee, By Fiscal Year  
Legislative Branch**



**Source:** SHARP (FY2015-FY2020); Includes Legislative Branch employees only.

**Number of Employees, by Type of Employee, By Fiscal Year  
Judicial Branch Only**



**Source:** SHARP (FY2015-FY2020); Includes Judicial Branch employees only.

## Number of Classified Regular Employees: FY 2015 - FY 2020

Agency	Agency Name	Fiscal Year						FY 15-20
		2015	2016	2017	2018	2019	2020	+/-
016	Abstracters Board of Examiners	0	0	0	0	0	0	0
028	Board of Accountancy	0	0	0	0	0	0	0
034	Adjutant General	23	19	10	9	5	4	-19
039	Ks Dept for Aging & Disability Svs	128	91	43	35	28	19	-109
046	Kansas Dept of Agriculture	96	26	38	26	23	20	-76
055	Animal Health Department	0	0	0	0	0	0	0
058	Kansas Human Rights Comm	15	14	11	9	9	8	-7
082	Attorney General	0	0	0	0	0	0	0
083	Kansas Bureau of Investigation	181	181	168	156	144	148	-33
094	Bank Commissioner	2	0	0	0	0	0	-2
100	Board of Barbering	0	0	0	0	0	0	0
102	Behavioral Sciences Reg Board	3	3	2	0	0	0	-3
105	State Board of Healing Arts	33	4	2	2	2	0	-33
122	Citizens Utility Ratepayer Bd	0	0	0	0	0	0	0
143	Corporation Commission	93	6	7	4	3	2	-91
149	Board of Cosmetology	8	4	2	2	2	1	-7
159	Department of Credit Unions	0	0	0	0	0	0	0
167	Dental Board	1	1	1	1	1	0	-1
171	Health Policy Authority	0	0	0	0	0	0	0
173	Department of Administration	261	161	125	81	62	55	-206
177	Ellsworth Correctional Facility	210	192	192	169	167	170	-40
178	Office of Admin Hearings	3	1	0	0	0	0	-3
195	El Dorado Correctional Facility	454	417	338	352	335	402	-52
204	Board of Mortuary Arts	2	2	1	2	2	2	0
206	Emergency Medical Services	12	7	7	8	8	8	-4
234	Fire Marshal	28	8	8	6	5	5	-23
247	Ks Gov Ethics Commission	0	0	0	0	0	0	0
252	Governor	0	0	0	0	0	0	0
264	Dept of Health & Environment	423	203	252	178	153	128	-295
266	Bd of Examiners for Hearing Aids	0	0	0	0	0	0	0
270	Health Care Stabilization Fund	1	1	1	1	1	0	-1
276	Department of Transportation	1,729	1,198	867	383	321	275	-1454
280	Highway Patrol	673	674	679	677	696	652	-21
288	Kansas Historical Society	61	57	54	51	53	50	-11
291	Ks Home Inspectors Reg Board	0	0	0	0	0	0	0
296	Department of Labor	158	123	100	83	69	118	-40
300	Dept of Commerce	122	99	97	91	90	81	-41
313	Hutchinson Correctional Facility	459	412	399	367	367	405	-54
325	Beloit Juvenile Correctional Facility	0	0	0	0	0	0	0
328	Board of Indigents Defense Services	52	32	25	22	20	17	-35
331	Insurance Department	4	1	1	1	1	1	-3
335	Office of Information Systems	0	0	0	12	11	11	11
349	Judicial Council	0	0	0	0	0	0	0
350	Juvenile Justice Authority	0	0	0	0	0	0	0
352	Kansas Juvenile Correct Complex	206	108	178	171	158	169	-37
359	Ks Arts Commission	0	0	0	0	0	0	0
360	Kansas, Inc.	0	0	0	0	0	0	0
363	Kansas Neurological Institute	413	372	291	225	180	142	-271
365	Ks Pub Employees Ret Sys	35	3	0	0	0	0	-35

**Number of Classified Regular Employees: FY 2015 - FY 2020 cont.**

Agency	Agency Name	Fiscal Year						FY15-20 +/-
		2015	2016	2017	2018	2019	2020	
371	Ks Tech Enterprise Corp	0	0	0	0	0	0	0
373	Kansas State Fair Board	24	11	9	6	3	3	-21
400	Lansing Correctional Facility	617	546	517	453	420	346	-271
408	Larned Cor Mental Hlth Facility	159	164	156	131	139	153	-6
410	Larned State Hospital	594	455	307	220	167	140	-454
412	Larned Juvenile Correctional Facility	120	70	0	0	0	0	-120
422	Legislative Coordinating Council	0	0	0	0	0	0	0
425	Legislative Research Dept	0	0	0	0	0	0	0
428	Legislature	0	0	0	0	0	0	0
434	State Library	13	13	12	9	8	7	-6
446	Office of the Lt Governor	0	0	0	0	0	0	0
450	The Kansas Lottery	8	4	4	4	1	1	-7
482	Board of Nursing	21	15	10	8	4	4	-17
488	Optometry Board of Examiners	1	1	1	1	1	1	0
494	Osawatomie State Hospital	269	182	123	74	54	43	-226
507	Parsons St Hosp & Trng Center	424	365	288	226	183	147	-277
521	Department of Corrections	225	201	178	168	165	156	-69
522	Ks Correctional Industries	40	35	12	8	6	6	-34
523	Ks Parole Board	0	0	0	0	0	0	0
529	Ks Comm Peace Ofcrs Std & Trng	0	0	0	0	0	0	0
531	Board of Pharmacy	4	3	3	2	2	2	-2
540	Legislation Division of Post Audit	0	0	0	0	0	0	0
543	Real Estate Appraisal Board	1	0	0	0	0	0	-1
549	Real Estate Commission	0	0	0	0	0	0	0
553	Kansas Racing & Gaming Comm	54	9	8	6	6	6	-48
555	Rainbow Mental Hlth Facility	0	0	0	0	0	0	0
561	Board of Regents	2	1	0	0	0	0	-2
562	Board of Tax Appeals	7	7	2	2	2	1	-6
565	Department of Revenue	758	612	537	331	237	199	-559
579	Revisor of Statutes	0	0	0	0	0	0	0
581	Norton Correctional Facility	236	224	210	190	198	192	-44
604	School for the Blind	14	13	10	6	6	5	-9
610	School for the Deaf	27	10	21	17	14	13	-14
622	Secretary of State	0	0	0	0	0	0	0
625	Office of the Securities Comm	8	0	0	0	0	0	-8
626	Kansas Sentencing Commission	0	0	0	0	0	0	0
629	Dept for Children and Families	1,893	1,511	983	773	624	530	-1363
634	Ks Conservation Commission	0	0	0	0	0	0	0
652	Department of Education	110	80	67	12	11	9	-101
660	Topeka Correctional Facility	229	192	194	182	178	192	-37
663	State Bd of Technical Professions	0	0	0	0	0	0	0
670	State Treasurer	2	1	1	1	1	1	-1
671	Pooled Money Investment Board	1	1	1	1	1	1	0
677	Judicial Branch	0	0	0	0	0	0	0
694	Veterans Commission	289	264	205	140	101	84	-205
700	Board of Veterinary Examiners	0	0	0	0	0	0	0
709	Kansas Water Office	11	0	1	1	1	0	-11
710	KS Wildlife, Parks & Tourism	358	180	177	168	98	97	-261
712	Winfield Correctional Facility	193	177	161	154	144	147	-46
Total		12,601	9,767	8,097	6,418	5,691	5,379	-7,222

**Source:** SHARP (FY2015-FY2020); Includes Classified Regular Employees only. Excludes Regents universities.

## Number of Unclassified Regular Employees: FY 2015 - FY 2020

Agency	Agency Name	Fiscal Year						FY15-20
		2015	2016	2017	2018	2019	2020	+/-
016	Abstracters Board of Examiners	0	0	0	0	0	0	0
028	Board of Accountancy	1	3	1	2	2	2	1
034	Adjutant General	105	89	118	148	208	257	152
039	Ks Dept for Aging & Disability Svs	21	100	162	172	191	188	167
046	Kansas Dept of Agriculture	23	15	17	16	14	13	-10
055	Animal Health Department	0	0	0	0	0	0	0
058	Kansas Human Rights Comm	1	1	4	4	6	8	7
082	Attorney General	107	102	105	111	110	117	10
083	Kansas Bureau of Investigation	7	13	18	32	52	63	56
094	Bank Commissioner	86	85	85	82	78	84	-2
100	Board of Barbering	1	1	0	1	1	2	1
102	Behavioral Sciences Reg Board	1	1	6	8	9	9	8
105	State Board of Healing Arts	12	36	41	39	37	41	29
122	Citizens Utility Ratepayer Bd	5	5	6	7	7	7	2
143	Corporation Commission	73	112	170	162	155	160	87
149	Board of Cosmetology	1	5	11	10	11	12	11
159	Department of Credit Unions	9	9	10	11	8	11	2
167	Dental Board	1	1	1	1	1	1	0
171	Health Policy Authority	0	0	0	0	0	0	0
173	Department of Administration	18	142	208	213	238	347	329
177	Ellsworth Correctional Facility	2	16	25	29	35	37	35
178	Office of Admin Hearings	1	3	8	7	10	11	10
195	El Dorado Correctional Facility	4	22	55	52	63	63	59
204	Board of Mortuary Arts	1	1	1	1	1	1	0
206	Emergency Medical Services	1	1	1	1	1	2	1
234	Fire Marshal	6	50	48	52	52	58	52
247	Ks Gov Ethics Commission	8	8	8	8	8	8	0
252	Governor	33	33	32	44	34	43	10
264	Dept of Health & Environment	96	263	507	743	865	1,120	1,024
266	Bd of Examiners for Hearing Aids	0	0	0	0	0	0	0
270	Health Care Stabilization Fund	17	17	18	18	17	20	3
276	Department of Transportation	11	535	1,022	1,484	1,575	1,648	1,637
280	Highway Patrol	4	5	5	5	4	4	0
288	Kansas Historical Society	1	2	3	6	6	6	5
291	Ks Home Inspectors Reg Board	0	0	0	0	0	0	0
296	Department of Labor	27	49	74	85	107	116	89
300	Dept of Commerce	6	9	5	6	10	11	5
313	Hutchinson Correctional Facility	1	21	75	69	89	91	90
325	Beloit Juvenile Correctional Facility	0	0	0	0	0	0	0
328	Board of Indigents Defense Services	109	136	148	146	146	161	52
331	Insurance Department	100	102	123	124	118	124	24
335	Office of Information Technology Services	0	0	0	60	78	89	89
349	Judicial Council	5	5	5	4	5	5	0
350	Juvenile Justice Authority	0	0	0	0	0	0	0
352	Kansas Juvenile Correct Complex	2	11	25	30	42	38	36
359	Ks Arts Commission	0	0	0	0	0	0	0
360	Kansas, Inc.	0	0	0	0	0	0	0
363	Kansas Neurological Institute	6	14	108	186	215	238	232
365	Ks Pub Employees Ret Sys	59	95	95	95	94	93	34

## Number of Unclassified Regular Employees: FY 2015 - FY 2020 cont.

Agency	Agency Name	Fiscal Year						FY 15-20
		2015	2016	2017	2018	2019	2020	+/-
373	Kansas State Fair Board	1	14	14	17	22	20	19
400	Lansing Correctional Facility	4	36	60	58	49	32	28
408	Larned Cor Mental Hlth Facility	2	7	21	26	29	30	28
410	Larned State Hospital	13	59	332	384	425	476	463
412	Larned Juvenile Correctional Facility	2	2	0	0	0	0	-2
422	Legislative Coordinating Council	8	7	8	8	8	8	0
425	Legislative Research Dept	40	36	39	37	33	32	-8
428	Legislature	210	211	42	205	207	208	-2
434	State Library	1	7	9	13	13	15	14
446	Office of the Lt Governor	0	0	0	0	0	0	0
450	The Kansas Lottery	51	81	83	81	83	84	33
482	Board of Nursing	2	8	13	15	19	18	16
488	Optometry Board of Examiners	0	0	0	0	0	0	0
494	Osawatomie State Hospital	37	74	285	311	329	348	311
507	Parsons St Hosp & Trng Center	20	30	148	228	275	296	276
521	Department of Corrections	15	34	72	70	112	161	146
522	Ks Correctional Industries	0	0	25	29	34	34	34
523	Ks Parole Board	0	0	0	0	0	0	0
529	Ks Comm Peace Ofcrs Std & Trng	5	5	4	5	5	5	0
531	Board of Pharmacy	1	2	4	6	10	11	10
540	Legislation Division of Post Audit	22	24	23	22	23	25	3
543	Real Estate Appraisal Board	1	2	2	2	2	2	1
549	Real Estate Commission	1	8	9	11	12	12	11
553	Kansas Racing & Gaming Comm	25	61	76	81	78	77	52
555	Rainbow Mental Hlth Facility	0	0	0	0	0	0	0
561	Board of Regents	56	53	53	53	54	55	-1
562	Board of Tax Appeals	7	9	13	13	13	10	3
565	Department of Revenue	32	213	444	601	709	827	795
579	Revisor of Statutes	28	27	29	29	30	29	1
581	Norton Correctional Facility	2	18	30	35	41	43	41
604	School for the Blind	53	47	47	45	53	57	4
610	School for the Deaf	85	94	98	96	96	105	20
622	Secretary of State	40	40	40	36	32	36	-4
625	Office of the Securities Comm	18	22	0	0	0	0	-18
626	Kansas Sentencing Commission	8	10	11	9	10	10	2
629	Dept for Children and Families	21	210	901	1,103	1,290	1,652	1,631
634	Ks Conservation Commission	0	0	0	0	0	0	0
652	Department of Education	35	142	152	226	222	229	194
660	Topeka Correctional Facility	2	23	39	45	48	48	46
663	State Bd of Technical Professions	2	1	4	3	4	4	2
670	State Treasurer	36	37	37	33	32	32	-4
671	Pooled Money Investment Board	4	4	4	4	4	4	0
677	Judicial Branch	1,810	1,811	1,806	1,774	1,777	1,782	-28
694	Veterans Commission	3	40	103	154	190	181	178
700	Board of Veterinary Examiners	0	3	4	4	4	4	4
709	Kansas Water Office	3	16	14	16	16	16	13
710	KS Wildlife, Parks & Tourism	11	40	184	203	332	338	327
712	Winfield Correctional Facility	0	9	31	32	42	41	41
Total		3,689	5,695	8,667	10,397	11,470	12,706	9,017

**Source:** SHARP (FY2015-FY2020); Includes Unclassified Regular Employees only. Excludes Regents universities.

## Number of Unclassified Temporary Benefit Eligible Employees: FY 2015 - FY 2020

Agency	Agency Name	Fiscal Year						FY 15-20
		2015	2016	2017	2018	2019	2020	+/-
016	Abstracters Board of Examiners	0	0	0	0	0	0	0
028	Board of Accountancy	1	0	0	0	0	0	-1
034	Adjutant General	131	115	102	81	55	0	-131
039	Ks Dept for Aging & Disability Svs	95	66	41	30	26	17	-78
046	Kansas Dept of Agriculture	193	200	257	274	272	288	95
055	Animal Health Department	0	0	0	0	0	0	0
058	Kansas Human Rights Comm	0	0	0	0	0	0	0
082	Attorney General	14	15	26	28	36	41	27
083	Kansas Bureau of Investigation	64	71	93	102	113	123	59
094	Bank Commissioner	12	15	15	12	14	15	3
100	Board of Barbering	1	2	2	2	2	1	0
102	Behavioral Sciences Reg Board	5	5	1	1	0	0	-5
105	State Board of Healing Arts	6	7	9	14	15	15	9
122	Citizens Utility Ratepayer Bd	0	0	0	0	0	0	0
143	Corporation Commission	23	1	2	1	0	0	-23
149	Board of Cosmetology	5	2	1	1	0	0	-5
159	Department of Credit Unions	1	0	0	0	0	0	-1
167	Dental Board	1	1	1	1	1	1	0
171	Health Policy Authority	0	0	0	0	0	0	0
173	Department of Administration	211	149	106	58	47	0	-211
177	Ellsworth Correctional Facility	1	1	1	1	1	1	0
178	Office of Admin Hearings	5	5	3	3	0	0	-5
195	El Dorado Correctional Facility	3	5	5	5	5	4	1
204	Board of Mortuary Arts	0	0	0	0	0	0	0
206	Emergency Medical Services	0	4	4	3	3	3	3
234	Fire Marshal	21	0	0	0	0	0	-21
247	Ks Gov Ethics Commission	0	0	0	0	0	0	0
252	Governor	2	3	1	0	0	1	-1
264	Dept of Health & Environment	461	275	243	160	112	102	-359
266	Bd of Examiners for Hearing Aids	0	0	0	0	0	0	0
270	Health Care Stabilization Fund	1	1	1	0	1	0	-1
276	Department of Transportation	615	425	329	269	224	200	-415
280	Highway Patrol	51	53	59	82	101	120	69
288	Kansas Historical Society	4	4	6	6	6	6	2
291	Ks Home Inspectors Reg Board	0	0	0	0	0	0	0
296	Department of Labor	203	200	203	193	176	140	-63
300	Dept of Commerce	115	135	140	143	155	162	47
313	Hutchinson Correctional Facility	4	6	2	2	2	2	-2
325	Beloit Juvenile Correctional Facility	0	0	0	0	0	0	0
328	Board of Indigents Defense Services	1	1	1	1	1	1	0
331	Insurance Department	0	0	0	0	0	0	0
335	Office of Information Technology Services	0	0	0	0	0	0	0
349	Judicial Council	0	0	0	0	0	0	0
350	Juvenile Justice Authority	0	0	0	0	0	0	0
352	Kansas Juvenile Correct Complex	5	6	6	7	7	6	1
359	Ks Arts Commission	0	0	0	0	0	0	0
360	Kansas, Inc.	0	0	0	0	0	0	0
363	Kansas Neurological Institute	4	4	4	0	0	0	-4
365	Ks Pub Employees Ret Sys	9	9	15	15	18	19	10



## Number of Unclassified Temporary Benefit Eligible Employees: FY 2015 - FY 2020 cont.

Agency	Agency Name	Fiscal Year						FY 15-20
		2015	2016	2017	2018	2019	2020	+/-
373	Kansas State Fair Board	0	0	0	0	0	0	0
400	Lansing Correctional Facility	2	4	4	4	4	3	1
408	Larned Cor Mental Hlth Facility	1	1	1	0	0	0	-1
410	Larned State Hospital	39	32	39	12	0	4	-35
412	Larned Juvenile Correctional Facility	4	4	0	0	0	0	-4
422	Legislative Coordinating Council	0	0	0	0	0	0	0
425	Legislative Research Dept	3	2	2	2	2	4	1
428	Legislature	0	0	0	0	0	0	0
434	State Library	14	8	6	5	4	4	-10
446	Office of the Lt Governor	0	0	0	0	0	0	0
450	The Kansas Lottery	26	0	0	0	0	0	-26
482	Board of Nursing	1	0	1	0	0	0	-1
488	Optometry Board of Examiners	0	0	0	0	0	0	0
494	Osawatomie State Hospital	0	0	0	0	0	0	0
507	Parsons St Hosp & Trng Center	0	1	1	1	1	2	2
521	Department of Corrections	148	140	131	128	104	97	-51
522	Ks Correctional Industries	14	14	16	16	15	15	1
523	Ks Parole Board	0	0	0	0	0	0	0
529	Ks Comm Peace Ofcrs Std & Trng	0	0	0	0	0	0	0
531	Board of Pharmacy	4	4	5	4	1	2	-2
540	Legislation Division of Post Audit	0	0	0	0	0	1	1
543	Real Estate Appraisal Board	0	0	0	0	0	0	0
549	Real Estate Commission	5	3	1	1	1	0	-5
553	Kansas Racing & Gaming Comm	0	1	1	1	1	1	1
555	Rainbow Mental Hlth Facility	0	0	0	0	0	0	0
561	Board of Regents	2	3	4	2	2	1	-1
562	Board of Tax Appeals	0	0	0	0	0	0	0
565	Department of Revenue	163	109	0	0	0	0	-163
579	Revisor of Statutes	1	0	1	1	1	2	1
581	Norton Correctional Facility	2	2	2	2	2	2	0
604	School for the Blind	1	0	0	1	0	5	4
610	School for the Deaf	4	6	10	12	15	11	7
622	Secretary of State	1	0	0	0	1	0	-1
625	Office of the Securities Comm	2	0	0	0	0	0	-2
626	Kansas Sentencing Commission	3	4	2	3	3	3	0
629	Dept for Children and Families	318	295	293	220	193	12	-306
634	Ks Conservation Commission	0	0	0	0	0	0	0
652	Department of Education	85	6	8	8	8	7	-78
660	Topeka Correctional Facility	6	6	5	6	5	5	-1
663	State Bd of Technical Professions	3	3	1	1	0	0	-3
670	State Treasurer	0	0	0	0	1	0	0
671	Pooled Money Investment Board	0	0	0	0	0	0	0
677	Judicial Branch	9	10	11	11	13	11	2
694	Veterans Commission	5	4	4	5	3	3	-2
700	Board of Veterinary Examiners	0	0	0	0	0	0	0
709	Kansas Water Office	2	1	1	1	1	1	-1
710	KS Wildlife, Parks & Tourism	44	24	60	48	1	0	-44
712	Winfield Correctional Facility	4	3	4	4	4	5	1
Totals		2,702	2,369	2,109	1,892	1,779	1,469	-1233

**Source:** SHARP (FY2015-FY2020); Includes Unclassified Temporary/Benefit Eligible Employees only. Excludes Regents universities.

## Number of Classified Temporary Employees: FY 2015 - FY 2020

Agency	Agency Name	Fiscal Year						FY 15-20
		2015	2016	2017	2018	2019	2020	+/-
016	Abstracters Board of Examiners	1	1	1	1	1	0	-1
028	Board of Accountancy	0	0	0	0	0	0	0
034	Adjutant General	0	0	0	0	0	0	0
039	Ks Dept for Aging & Disability Svcs	1	0	0	0	0	0	-1
046	Kansas Dept of Agriculture	0	0	0	0	0	0	0
055	Animal Health Department	0	0	0	0	0	0	0
058	Kansas Human Rights Comm	0	0	0	0	0	0	0
082	Attorney General	0	0	0	0	0	0	0
083	Kansas Bureau of Investigation	0	0	0	0	0	0	0
094	Bank Commissioner	0	0	0	0	0	0	0
100	Board of Barbering	0	0	0	0	0	0	0
102	Behavioral Sciences Reg Board	0	0	0	0	0	0	0
105	State Board of Healing Arts	4	4	7	3	3	2	-2
122	Citizens Utility Ratepayer Bd	0	0	0	0	0	0	0
143	Corporation Commission	2	0	0	0	0	0	-2
149	Board of Cosmetology	1	1	2	3	1	1	0
159	Department of Credit Unions	0	0	1	0	0	0	0
167	Dental Board	0	0	0	0	0	0	0
171	Health Policy Authority	0	0	0	0	0	0	0
173	Department of Administration	2	2	0	0	0	0	-2
177	Ellsworth Correctional Facility	2	3	2	1	1	1	-1
178	Office of Admin Hearings	1	0	1	1	0	0	-1
195	El Dorado Correctional Facility	1	1	1	1	0	0	-1
204	Board of Mortuary Arts	0	0	1	0	0	0	0
206	Emergency Medical Services	1	1	1	2	0	0	-1
234	Fire Marshal	1	0	0	0	0	0	-1
247	Ks Gov Ethics Commission	0	0	0	0	0	0	0
252	Governor	0	0	0	0	0	0	0
264	Dept of Health & Environment	0	0	0	0	0	0	0
266	Bd of Examiners for Hearing Aids	1	2	2	2	3	3	2
270	Health Care Stabilization Fund	0	0	0	0	0	0	0
276	Department of Transportation	32	1	0	0	0	0	-32
280	Highway Patrol	48	47	41	39	36	38	-10
288	Kansas Historical Society	44	46	45	48	38	37	-7
291	Ks Home Inspectors Reg Board	0	0	0	0	0	0	0
296	Department of Labor	0	0	0	0	0	0	0
300	Dept of Commerce	3	2	3	4	3	3	0
313	Hutchinson Correctional Facility	0	0	0	0	0	0	0
325	Beloit Juvenile Correctional Facility	0	0	0	0	0	0	0
328	Board of Indigents Defense Services	1	1	1	1	1	0	-1
331	Insurance Department	0	0	0	0	0	0	0
335	Office of Information Technology Services	0	0	0	0	0	0	0
349	Judicial Council	0	0	0	0	0	0	0
350	Juvenile Justice Authority	0	0	0	0	0	0	0
352	Kansas Juvenile Correct Complex	0	0	0	0	0	0	0
359	Ks Arts Commission	0	0	0	0	0	0	0
360	Kansas, Inc.	0	0	0	0	0	0	0
363	Kansas Neurological Institute	5	2	2	1	0	0	-5
365	Ks Pub Employees Ret Sys	5	6	2	0	0	0	-5

## Number of Classified Temporary Employees: FY 2015 - FY 2020 cont.

Agency	Agency Name	Fiscal Year						FY 15-20
		2015	2016	2017	2018	2019	2020	+/-
373	Kansas State Fair Board	1	1	1	1	1	1	0
400	Lansing Correctional Facility	1	1	2	2	3	0	-1
408	Larned Cor Mental Hlth Facility	0	0	0	0	0	0	0
410	Larned State Hospital	27	32	12	8	5	3	-24
412	Larned Juvenile Correctional Facility	0	0	0	0	0	0	0
422	Legislative Coordinating Council	0	0	0	0	0	0	0
425	Legislative Research Dept	0	0	0	0	0	0	0
428	Legislature	0	0	0	0	0	0	0
434	State Library	0	0	0	2	0	0	0
446	Office of the Lt Governor	0	0	0	0	0	0	0
450	The Kansas Lottery	2	2	6	4	4	3	1
482	Board of Nursing	1	1	1	1	1	1	0
488	Optometry Board of Examiners	0	0	0	0	0	0	0
494	Osawatomie State Hospital	43	10	3	1	1	0	-43
507	Parsons St Hosp & Trng Center	28	6	2	1	1	1	-27
521	Department of Corrections	1	0	0	0	0	0	-1
522	Ks Correctional Industries	0	1	0	0	0	0	0
523	Ks Parole Board	0	0	0	0	0	0	0
529	Ks Comm Peace Ofcrs Std & Trng	0	0	0	0	0	0	0
531	Board of Pharmacy	4	5	3	4	2	1	-3
540	Legislation Division of Post Audit	0	0	0	0	0	0	0
543	Real Estate Appraisal Board	0	0	0	0	0	0	0
549	Real Estate Commission	1	0	0	0	0	0	-1
553	Kansas Racing & Gaming Comm	0	0	0	0	0	0	0
555	Rainbow Mental Hlth Facility	0	0	0	0	0	0	0
561	Board of Regents	0	0	0	0	0	0	0
562	Board of Tax Appeals	0	0	0	0	0	0	0
565	Department of Revenue	150	132	40	17	10	0	-150
579	Revisor of Statutes	0	0	0	0	0	0	0
581	Norton Correctional Facility	0	1	1	0	0	0	0
604	School for the Blind	2	2	1	0	0	0	-2
610	School for the Deaf	0	0	0	0	0	0	0
622	Secretary of State	0	0	0	0	0	0	0
625	Office of the Securities Comm	0	4	0	0	0	0	0
626	Kansas Sentencing Commission	0	0	0	0	0	0	0
629	Dept for Children and Families	39	24	31	51	57	55	16
634	Ks Conservation Commission	0	0	0	0	0	0	0
652	Department of Education	5	5	3	1	0	0	-5
660	Topeka Correctional Facility	1	0	0	0	0	0	-1
663	State Bd of Technical Professions	0	0	0	0	0	0	0
670	State Treasurer	0	0	0	0	0	0	0
671	Pooled Money Investment Board	0	0	0	0	0	0	0
677	Judicial Branch	0	0	0	0	0	0	0
694	Veterans Commission	24	19	17	16	16	15	-9
700	Board of Veterinary Examiners	0	0	0	0	0	0	0
709	Kansas Water Office	0	0	0	0	0	0	0
710	KS Wildlife, Parks & Tourism	321	3	0	0	0	0	-321
712	Winfield Correctional Facility	0	0	0	0	0	0	0
Totals		807	369	236	216	188	165	-642

**Source:** SHARP (FY2015-FY2020); Includes Classified Temporary Employees only. Excludes Regents universities.

## Number of Unclassified Temporary Non-Benefit Eligible Employees: FY 2015 to FY 2020

Agency	Agency Name	Fiscal Year						FY 15-20
		2015	2016	2017	2018	2019	2020	+/-
016	Abstracters Board of Examiners	4	4	1	4	4	4	0
028	Board of Accountancy	8	8	1	8	8	7	-1
034	Kansas Adjutant General's Department	1019	1020	24	29	29	23	-996
039	Kansas Dept for Aging & Disability Services	12	14	13	13	15	19	7
046	Kansas Department of Agriculture	72	65	40	56	60	51	-21
055	Animal Health Department	0	0	0	0	0	0	0
058	Kansas Human Rights Commission	6	6	6	6	6	5	-1
082	Attorney General	14	13	13	11	12	9	-5
083	Kansas Bureau of Investigation	10	5	14	15	14	12	2
094	Office of the State Bank Commissioner	11	11	10	8	8	10	-1
100	Board of Barbering	5	4	5	5	5	4	-1
102	Behavioral Sciences Regulatory Board	12	12	12	12	12	12	0
105	Kansas State Board of Healing Arts	30	31	30	28	30	30	0
122	Citizens Utility Ratepayer Board	5	5	5	5	4	5	0
143	Kansas Corporation Commission	10	5	2	2	5	3	-7
149	Board of Cosmetology	6	8	6	6	8	8	2
159	Department of Credit Unions	7	6	6	7	7	7	0
167	Dental Board	9	9	9	9	9	9	0
171	Health Policy Authority	0	0	0	0	0	0	0
173	Kansas Department of Administration	15	15	15	15	20	24	9
177	Ellsworth Correctional Facility	0	0	0	0	0	0	0
178	Office of Administrative Hearings	4	5	5	5	6	4	0
195	El Dorado Correctional Facility	1	1	1	4	6	3	2
204	Board of Mortuary Arts	5	5	5	5	5	5	0
206	Emergency Medical Services	14	15	15	15	15	14	0
234	State Fire Marshal's Office	1	3	0	0	1	1	0
247	Kansas Governmental Ethics Commission	9	10	9	9	9	9	0
252	Governor	5	2	4	4	14	8	3
264	Dept of Health & Environment	42	35	38	46	47	22	-20
266	Board of Examiners for Hearing Aids	6	6	6	6	6	6	0
270	Health Care Stabilization Fund B	2	1	1	1	1	2	0
276	Department of Transportation	0	69	69	71	94	43	43
280	Kansas Highway Patrol	9	9	9	6	8	11	2
288	Kansas Historical Society	6	8	8	8	17	17	11
291	Ks Home Inspectors Reg Board	2	0	0	0	0	0	-2
296	Kansas Department of Labor	10	8	6	4	5	20	10
300	Kansas Department of Commerce	28	19	20	16	21	17	-11
313	Hutchinson Correctional Facility	2	2	3	2	4	2	0
325	Beloit Juvenile Correctional Facility	0	0	0	0	0	0	0
328	Board of Indigents Defense Services	8	6	7	7	7	6	-2
331	Kansas Insurance Department	1	3	4	5	3	1	0
335	Office of Information Technology Services	0	0	0	2	7	7	7
349	Judicial Council	90	86	66	64	21	24	-66
350	Juvenile Justice Authority	0	0	0	0	0	0	0
352	Kansas Juvenile Correctional Complex	0	0	0	0	0	0	0
359	Ks Arts Commission	0	0	0	0	0	0	0
360	Kansas, Inc.	0	0	0	0	0	0	0
363	Kansas Neurological Institute	1	1	4	11	16	27	26
365	Kansas Public Employees Retirement System	7	10	10	12	14	14	7

**Number of Unclassified Temporary Non-Benefit Eligible Employees: FY 2015 to FY 2020**  
**cont.**

Agency	Agency Name	Fiscal Year						FY15-20
		2015	2016	2017	2018	2019	2020	+/-
373	Kansas State Fair Board	10	10	10	10	10	10	0
400	Lansing Correctional Facility	0	0	0	0	0	0	0
408	Larned Correctional Mental Health Facility	0	0	0	0	1	2	2
410	Larned State Hospital	4	0	30	39	44	65	61
412	Larned Juvenile Correctional Facility	0	0	0	0	0	0	0
422	Legislative Coordinating Council	7	7	7	14	11	7	0
425	Legislative Research Department	0	0	0	0	0	0	0
428	Legislature	215	209	189	213	208	210	-5
434	State Library	0	0	0	0	0	0	0
446	Office of the Lt Governor	0	0	0	0	0	0	0
450	The Kansas Lottery	5	6	5	5	4	4	-1
482	Kansas Board of Nursing	10	11	11	12	10	10	0
488	Optometry Board of Examiners	4	5	5	5	5	5	1
494	Osawatomie State Hospital	27	18	27	26	26	27	0
507	Parsons State Hospital & Training Center	2	4	18	25	27	24	22
521	Kansas Department of Corrections	9	14	12	11	24	21	12
522	Kansas Correctional Industries	0	2	2	14	20	32	32
523	Ks Parole Board	0	0	0	0	0	0	0
529	KS Cmsn on Peace Officers Stds & Training	4	4	6	4	4	4	0
531	Board of Pharmacy	7	7	7	7	8	8	1
540	Legislative Division of Post Audit	10	10	10	12	14	13	3
543	Real Estate Appraisal Board	7	5	5	6	6	6	-1
549	Real Estate Commission	5	5	5	5	5	5	0
553	Kansas Racing & Gaming Commission	13	12	4	5	5	7	-6
555	Rainbow Mental Hlth Facility	0	0	0	0	0	0	0
561	Board of Regents	19	22	20	20	21	22	3
562	Board of Tax Appeals	1	0	1	1	1	1	0
565	Kansas Department of Revenue	13	15	55	89	101	92	79
579	Revisor of Statutes	1	1	2	1	0	0	-1
581	Norton Correctional Facility	0	1	1	5	5	4	4
604	School for the Blind	18	28	32	18	6	8	-10
610	School for the Deaf	59	55	56	61	55	60	1
622	Secretary of State	5	12	11	8	8	2	-3
625	Office of the State Securities Commissioner	2	2	0	0	0	0	-2
626	Kansas Sentencing Commission	9	7	7	7	8	8	-1
629	Kansas Department for Children and Families	2	7	6	5	5	9	7
634	Ks Conservation Commission	0	0	0	0	0	0	0
652	Department of Education	7	3	2	5	6	9	2
660	Topeka Correctional Facility	0	1	1	0	0	1	1
663	State Board of Technical Professions	13	13	13	12	12	13	0
670	State Treasurer	0	0	0	0	2	2	2
671	Pooled Money Investment Board	3	3	3	2	3	3	0
677	Judicial Branch	124	116	115	113	119	117	-7
694	Kansas Commission on Veterans Affairs	1	2	2	8	5	10	9
700	Board of Veterinary Examiners	0	6	7	7	7	8	8
709	Kansas Water Office	15	16	15	14	14	10	-5
710	KS Department of Wildlife, Parks & Tourism	137	423	446	437	413	386	249
712	Winfield Correctional Facility	0	0	0	0	0	0	0
Totals		2,276	2,607	1,650	1,768	1,806	1,730	-546

**Source:** SHARP (FY2015-FY2020); Includes Unclassified Non-Benefit Eligible Employees only. Excludes Regents universities.

## **Glossary**

**Agency:** a unit of state government assigned a unique department identification number.

**Classified Service:** all positions in the state service, except those which are specifically placed in the unclassified service by K.S.A. 75-2935, as amended, or other sections of the statutes.

**Demotion:** the movement of an employee from a position in one class to a position in another class having a lower pay grade, either on an involuntary basis for disciplinary purposes or on a voluntary basis.

**Fiscal Year:** the time period from July 1, to June 30.

**Full-Time Equivalency (FTE):** a unit of measurement equivalent to one full-time position.

**K.A.R.:** Kansas Administrative Regulation

**K.S.A.:** Kansas Statutes Annotated

**Length of Service:** total time working in the classified or unclassified service with certain exclusions per K.A.R. 1-2-46.

**Pay Grade:** a salary and wage range in the pay plan prepared by the Director of Personnel Services as required by K.S.A. 75-2938.

**Promotion:** a change of employment from a position in one class to a position in another class having a higher pay grade, by an employee who meets the required selection criteria for promotion.

**SHARP:** Statewide Human Resource and Payroll system implemented in December 1995.

**Student Position:** a position filled by a student at a Regents institution.

**Temporary Position (classified service):** a position, which is limited to not more than 999 hours of employment in a 12-month period. Temporary positions do not affect the position limitation of an agency.

**Temporary Position (unclassified service):** a position filled by a person temporarily or designated by a legislative committee or commission or other competent authority to make or conduct a special inquiry, investigation, examination or installation (K.S.A. 75-2935).

**Transfer:** a change by an employee from one position to another with a close similarity of duties, essentially the same basic qualifications, and assigned to the same pay grade.

**Unclassified Service:** position specifically designated as unclassified by K.S.A. 75-2935, as amended, or other section of the statute or as designated in the agency's enabling statute.

**Classified Service - Executive Branch Position Reference Table**

	POSITION TYPE			
	REGULAR		TEMPORARY	
	FULL-TIME	PART-TIME	FULL-TIME	PART-TIME
<b>POSITION</b>				
Counts Toward FTE	Yes	Yes	No	No
Statutory Authority	FTE Limit	FTE Limit	N/A	N/A
<b>EMPLOYEE MOVEMENT</b>				
Promotion and Transfer	Yes	Yes	Yes	Yes
Suspension and Demotion	Yes	Yes	No	No
Layoff Alternatives	Yes	Yes	No	No
Dismissal	Yes	Yes	Yes	Yes
<b>SELECTION</b>				
Selection Process	Civil Service Procedure	Civil Service Procedure	Agency Discretion	Agency Discretion
Meets MQ Eligibility Pools Considered?	Yes	Yes	Yes	Yes
Compete with Others	Yes	Yes	Agency Discretion	Agency Discretion
<b>COMPENSATION</b>				
Hour Limitations	None	Below 100%	999 Hours in 12 Months	999 Hours in 12 Months
Probationary Period	Yes	Yes	No	No
Pay Step Movement	Pay Matrix Yes	Pay Matrix Yes	K.A.R. 1-5-9 No	K.A.R. 1-5-9 No
Longevity Bonus	Eligibility changes effective 6/15/08. See statute for details	Eligibility changes effective 6/15/08. See statute for details	No	No
Overtime Exemption	Position Specific	Position Specific	Position Specific	Position Specific
Length of Service	Yes	Yes	No	No
<b>BENEFITS ELIGIBILITY</b>				
GHI	Yes	Yes <sup>1</sup>	No	No
KPERS (Retirement System)	Yes	Yes	No	No
Sick Leave	Yes	Prorated Basis	No	No
Vacation Leave	Yes	Prorated Basis	No	No
Holiday Credit/ Discretionary Day Deferred	Yes	Possible Credit <sup>2</sup>	No	No
Compensation/TSA	Yes	Yes	Yes	Yes
Shared Leave	Yes	Yes	No	No
Flexible Spending Account	Yes	Yes	No	No

## Unclassified Service - Executive Branch Position Reference Table

	POSITION TYPE			
	REGULAR		TEMPORARY	
	FULL-TIME	PART-TIME	FULL-TIME	PART-TIME
<b>POSITION</b>				
Counts Toward FTE	Yes	Yes	No	No
Statutory Authority	K.S.A. 75-2935 or Agency Statutes	K.S.A. 75-2935 or Agency Statutes	Agency Statutes and K.S.A. 75-2935(1)(I) (Special Projects)	Agency Statutes and K.S.A. 75-2935(1)(I) (Special Projects)
<b>EMPLOYEE MOVEMENT</b>				
Promotion and Transfer	Agency Discretion	Agency Discretion	Agency Discretion	Agency Discretion
Suspension and Demotion	Agency Discretion	Agency Discretion	Agency Discretion	Agency Discretion
Layoff Alternatives	Agency Discretion	Agency Discretion	Agency Discretion	Agency Discretion
Dismissal	Agency Discretion	Agency Discretion	Agency Discretion	Agency Discretion
<b>SELECTION</b>				
Selection Process	Agency Discretion/ Governor's approval	Agency Discretion/ Governor's approval	Agency Discretion/ Governor's approval	Agency Discretion/ Governor's approval
Meets MQ	N/A	N/A	N/A	N/A
Eligibility Pools Considered?	N/A	N/A	N/A	N/A
Compete with Others	Agency Discretion	Agency Discretion	Agency Discretion	Agency Discretion
<b>COMPENSATION</b>				
Hour Limitations	None	None	None	None
Probationary Period	Optional	Optional	Optional	Optional
Pay	Agency Statutes/Governor's Approval	Agency Statutes/Governor's Approval	Agency Statutes/Governor's Approval	Agency Statutes/Governor's Approval
Pay Increases	Yes	Yes	Yes	Yes
Longevity Bonus	Position Specific	Position Specific	Position Specific	Position Specific
Overtime Exemption	Position Specific	Position Specific	Position Specific	Position Specific
Length of Service	Typically Yes	Typically Yes	Position Specific	Position Specific
<b>BENEFITS ELIGIBILITY</b>				
GHI	Yes	Yes <sup>1</sup>	Position Specific	Position Specific
KPERS Retirement System	Yes	Yes	Position Specific	Position Specific
Sick Leave	Yes	Prorated Basis	Position Specific	Position Specific
Vacation Leave	Yes	Prorated Basis	Position Specific	Position Specific
Holiday Credit/ Discretionary Day Deferred	Yes	Position Specific <sup>1</sup>	Position Specific	Position Specific
Compensation/TSA	Yes	Yes	Position Specific	Position Specific
Shared Leave	Yes	Yes	Position Specific	Position Specific
Flexible Spending Account	Yes	Yes	Position Specific	Position Specific

<sup>1</sup>For employees who work 1,000 or more.

<sup>2</sup> Employees on a regular schedule receive holiday credit equal to their work time when a holiday falls within their regular work schedule. Employees on an irregular schedule do not receive holiday credit.