

# State of Kansas

## Workforce Report 2015



July 2015

# Table of Contents

## Section 1: Workforce Highlights

Introduction	3
Workforce Highlights, Profile of State Employees, Kansas Population	4
Kansas Government Functions	5
Number of Authorized FTE by Government Function	7
Number of Positions by Agency	8
Number of Classified and Unclassified Employees by Agency	10
Classified Employees by County of Work	12
Unclassified Employees by County of Work	13
Twenty-five Most Populous Job Titles	14
Twenty-five Most Populous Agencies	15

## Section 2: Workforce Characteristics

Workforce Summary	16
Number, Salary, Age and Years of Service of Classified Employees – by Agency	17
Number, Salary, Age and Years of Service of Unclassified Employees – by Agency	19
Number of Classified Employees by Location on Civil Service Plan	21
Number of Classified and Unclassified Employees by Agency, by Gender	22
Ethnic and Gender Distribution by Agency : Classified Employees	24
Ethnic and Gender Distribution by Agency : Unclassified Employees	25
Ethnic Distribution of the Workforce	26
Number of Employees by Annual Pay	27
Number of Employees by Age Group	27
Number of Employees by Length of Service	28

## Section 3: Turnover

Turnover Highlights	29
Turnover Report Information	29
Appointment of Classified Employees by Agency	31
Separation of Classified Employees by Agency	33
Classified Employees, Turnover by Agency FY 2006-FY 2015	35
Unclassified Employees, Turnover by Agency FY 2009-FY 2015	37
Agency Turnover- Agencies with Less than 10% Turnover	39
Classified Turnover by Fiscal Year FY 2006-FY 2015	39
Classified Job Titles with 20% or Higher Turnover Rates in FY 2015	40
Classified Employees: Terminations by Length of Service	40
Classified Employee Terminations: Involuntary Terminations by Reason for Termination	41
Unclassified Turnover by Type of Turnover	41

## Section 4: Special Comparison Report

Number of Employees by Type of Employee by Fiscal Year – Executive Branch	43
Number of Employees by Type of Employee by Fiscal Year – Legislative Branch	44
Number of Employees by Type of Employee by Fiscal Year – Judicial Branch	45
Number of Classified Regular Employees by Agency	46
Number of Unclassified Regular Employees by Agency	48
Number of Unclassified Temporary – Benefit Eligible Employees by Agency	50
Number of Classified Temporary Employees by Agency	52
Number of Unclassified Temporary –Non-Benefit Eligible by Agency	54

## Glossary

Classified Service: Executive Branch Position Reference Table	57
Unclassified Service: Executive Branch Position Reference Table	58

## Introduction

---

The Department of Administration, Office of Personnel Services (OPS) presents its 14th annual State of Kansas Workforce Report. This report presents facts and statistics about the state government workforce for Fiscal Year 2015. It supplies information from both statewide and agency perspectives, providing useful fact-based data for human resource planning and decision-making.

The information presented in this report was gathered from SHARP (Statewide Human Resource and Payroll System), the Kansas Department of Labor and the U.S. Census Bureau.

Beginning with the FY 2015 report, data from Regents Universities is no longer included as the Universities publish their own reports or workforce data.

The changes that were originally made in the FY 2012 Workforce Report and continued in subsequent reports are continued in this report as well. These changes were made so that data in the Workforce Report would be comparable to the data sources found in other reports that OPS routinely provides and represent the most accurate and appropriate measures of the current workforce. These changes, however, prevent some exact comparisons to data found in Workforce Reports from prior years.

Readers interested in comparing data between Workforce Reports are cautioned to read the footnotes that accompany each presentation to determine if the population of employees contained in each presentation is the same.

Due to the increasing complexity of determining retirement eligibility, all retirement reports were eliminated starting in FY 2012.

The Office of Personnel Services welcomes your comments and questions regarding this report. Please call Patti Pearce at (785) 296-7232 or email at [patti.pearce@da.ks.gov](mailto:patti.pearce@da.ks.gov) if you have comments or questions.

**State of Kansas  
Fiscal Year 2015  
Section 1: Workforce Highlights**

**Profile of Classified and Unclassified Employees**

	<b>Classified</b>	<b>Unclassified</b>
<b>Number of Employees</b>	<b>12,601</b>	<b>6,690</b>
<b>Average Age</b>	<b>46</b>	<b>47</b>
<b>Average Length of Service</b>	<b>13</b>	<b>12</b>
<b>Average Annual Salary</b>	<b>\$37,510</b>	<b>\$51,975</b>

**Source:** SHARP (June 2015); Includes classified and unclassified, benefit-eligible employees including full and part-time employees. Excludes Regents universities, legislators, student employees, classified temporary and unclassified non-benefit eligible temporary employees.

**General Kansas Statistics Compared to Other U.S. States**

<b>Kansas Population</b>	<b>2,904,021</b>
<b>Population Rank Out of 50 States</b>	<b>34th</b>

**Source:** U.S. Census Bureau (2014 State Population Estimates, Dec. 2014)

<b>% of State &amp; Local Government Employees to U.S. Total</b>	<b>1.3%</b>
--	-------------

**Source:** U.S. Census Bureau; March 2013, Census of Governments

## Kansas Government Functions

### General Government

#### Agency Name and Number

016 Abstracters Board of Examiners  
028 Accountancy, Board of  
173 Administration, Department of  
082 Attorney General  
094 Bank Commissioner  
100 Barbering, Board of  
102 Behavioral Sciences Reg Board  
122 Citizens Utility Ratepayer Bd  
300 Commerce, Department of  
143 Corporation Commission  
522 Correctional Industries, Kansas  
149 Cosmetology, Board of  
159 Credit Unions, Department of  
167 Dental Board  
247 Ethics Commission, Kansas Gov  
266 Examiners for Hearing Aids, Board of  
252 Governor  
270 Health Care Stabilization  
291 Home Inspectors Registration Board  
058 Human Rights Commission, Kansas  
328 Indigents Defense Services Board  
331 Insurance Department  
677 Judicial Branch  
349 Judicial Council  
422 Legislative Coordinating Council  
540 Legislative Division of Post Audit  
425 Legislative Research Department  
428 Legislature  
446 Lieutenant Governor  
450 Lottery, Kansas  
204 Mortuary Arts, Board of  
482 Nursing, Board of  
178 Office of Administrative Hearings  
488 Optometry Board of Examiners  
531 Pharmacy, Board of  
671 Pooled Money Investment Board  
365 Public Employees Retirement System, Kansas  
553 Racing & Gaming Commission, Kansas  
543 Real Estate Appraisal Board  
549 Real Estate Commission  
565 Revenue, Department of  
579 Revisor of Statutes  
622 Secretary of State  
625 Securities Commissioner of Kansas  
105 State Board of Healing Arts  
670 State Treasurer  
562 Tax Appeals, Board of  
663 Technical Professions, Board of  
700 Veterinary Examiners, Board of

### Public Safety

#### Agency Name and Number

034 Adjutant General  
521 Corrections, Department of  
195 El Dorado Correctional Fclty  
177 Ellsworth Correctional Fclty  
206 Emergency Medical Services Board  
234 Fire Marshal  
280 Highway Patrol  
313 Hutchinson Correctional Facility  
083 Investigation, Kansas Bureau of  
352 Juvenile Correctional Complex  
400 Lansing Correctional Facility  
408 Larned Correctional Mental Health Facility  
412 Larned Juvenile Correctional Facility  
581 Norton Correctional Facility  
529 Peace Officers, Standards & Training  
626 Sentencing Commission, Kansas  
660 Topeka Correctional Facility  
712 Winfield Correctional Facility

### Education

#### Agency Name and Number

604 Blind, School for the  
610 Deaf, School for the  
652 Education, Department of  
379 Emporia State University  
246 Fort Hays State University  
288 Historical Society, Kansas  
367 Kansas State University  
434 Library, State  
385 Pittsburg State University  
561 Regents, Board of  
682 University of Kansas  
683 University of Kansas Medical Center  
715 Wichita State University

### Transportation

#### Agency Name and Number

276 Transportation, Department of

### Agriculture and Natural Resources

#### Agency Name and Number

046 Agriculture, Department of  
264 Dept of Health & Environment - Environment  
373 Fair, Kansas State  
709 Water Office, Kansas  
710 Wildlife, Parks & Tourism, Department of

## Human Services

### Agency Name and Number

039	Aging & Disability Services, Dept for
629	Children and Families, Department for
261	Guardianship Program, Kansas
264	Health & Environment - Department of Health
296	Labor, Department of
410	Larned State Hospital
363	Neurological Institute, Kansas
494	Osawatomie State Hospital
507	Parsons State Hospital & Training Center
555	Rainbow Mental Health Facility
694	Veterans' Affairs, Commission on

**Agriculture and Natural Resources:** agencies that promote protect and restore natural resources in Kansas. This includes agricultural product regulation and inspection, inspection of livestock facilities and monitoring the status of the environment; maintenance of state parks, state fishing lakes, and wildlife areas; conservation and management of soil and water resources; environmental protection, commodity inspections, and public health maintenance through control of animal infectious diseases.

**Education:** agencies that support primary, secondary, and higher education.

**General Government:** agencies that provide overall policy guidance to state government, perform administrative services to all state agencies, collect and distribute state revenues, and carry out regulatory functions.

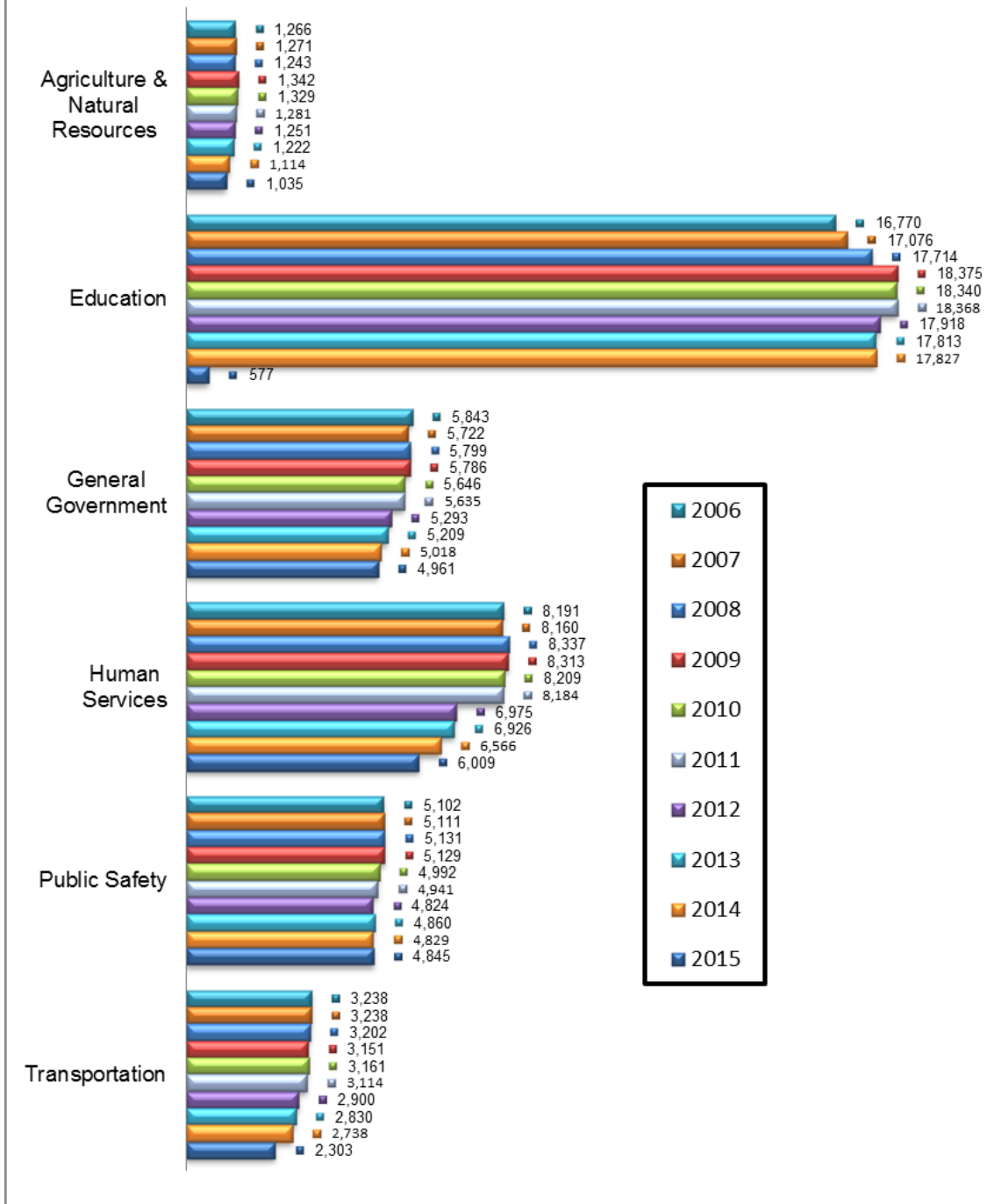
**Human Services:** agencies that provide a wide range of services to Kansans, including job training and placement, payment of unemployment insurance benefits, veterans' counseling and care; preventive health services and social services to elderly and disadvantaged citizens.

**Public Safety:** agencies that preserve the security and safety of Kansas citizens.

**Transportation:** the Kansas Department of Transportation provides maintenance and improvement of the 10,000-mile state highway system.

**Source:** Fiscal Year 2015 Budget Comparison Report, Schedule 7.

## Number of Authorized FTE by Government Function FY 2006- 2015



**Source:** Fiscal Year 2015 Budget Comparison Report, (Schedule 7). The number of positions in Education decreased substantially because Regents Universities are no longer included in the Workforce Report.

**Number of Positions by Agency**  
Full Time Equivalent (FTE) Positions

<b>Agy #</b>	<b>Agency Name</b>	<b>2006</b>	<b>2007</b>	<b>2008</b>	<b>2009</b>	<b>2010</b>	<b>2011</b>	<b>2012</b>	<b>2013</b>	<b>2014</b>	<b>2015</b>	<b>+/-</b>
028	Accountancy, Board of	3.00	3.00	3.00	3.00	3.00	3.00	3.00	2.00	1.00	1.00	-2
034	Adjutant General	215.00	219.00	219.00	219.00	219.00	219.00	199.00	197.00	200.50	185.50	-29.5
039	Aging & Disability Services, Dept for	208.00	208.00	209.00	214.00	214.00	214.00	164.00	277.25	233.00	217.00	9
046	Agriculture, Dept of	302.50	308.50	314.50	354.50	344.50	341.50	353.50	352.49	270.00	233.00	-69.5
055	Animal Health Dept	33.00	33.00	33.00	33.00	33.00	33.00	0.00	0.00	0.00	0.00	-33
058	Human Rights Commission	40.00	34.00	34.00	34.00	34.00	34.00	25.00	23.00	23.00	23.00	-17
082	Attorney General	94.50	102.00	102.00	104.00	110.00	110.00	109.40	103.50	116.00	116.00	21.5
083	Investigation, Kansas Bureau of	207.00	220.00	220.00	220.00	221.00	221.00	209.00	218.00	211.00	223.00	16
094	Bank Comm, Office of the State	90.00	90.00	97.00	99.00	99.00	99.00	99.00	109.00	109.00	103.00	13
100	Barbering, Board of	1.50	1.50	1.50	1.50	1.50	1.50	1.50	1.50	1.50	1.00	-0.5
102	Behavioral Sciences Reg Bd	8.00	8.00	8.00	8.00	8.00	8.00	8.00	9.00	9.00	6.00	-2
105	Healing Arts, Board of	32.00	32.00	39.00	39.00	45.00	45.00	45.00	45.00	45.00	45.00	13
122	Citizens' Utility Ratepayer Bd	6.00	3.00	6.00	6.00	6.00	6.00	6.00	6.00	6.00	6.00	0
143	Corporation Commission, Ks	214.00	214.00	214.00	214.00	214.00	214.00	212.00	209.00	198.00	198.00	-16
149	Cosmetology, Board of	12.00	12.00	12.00	12.00	12.00	12.00	11.00	11.00	11.00	11.00	-1
159	Credit Unions, Dept of	13.00	13.00	12.00	12.00	12.00	12.00	12.00	12.00	12.00	12.00	-1
167	Dental Board	3.00	3.00	3.00	3.00	3.00	3.00	3.00	3.00	3.00	3.00	0
171	Health Policy Authority	6.00	171.20	225.80	263.90	272.70	294.70	0.00	0.00	0.00	0.00	-6
173	Administration, Dept of	936.00	759.60	760.60	760.60	760.50	747.00	568.30	542.25	467.15	466.15	-469.85
177	Ellsworth Corr Fac	223.00	223.00	223.00	219.00	219.00	219.00	220.00	217.00	232.00	232.00	9
178	Administrative Hearings, Office Of	0.00	0.00	0.00	0.00	13.00	13.00	13.00	13.00	10.00	9.00	9
195	El Dorado Corr Fac	466.00	465.00	465.00	462.00	446.00	426.00	422.00	422.00	477.50	480.50	14.5
204	Mortuary Arts, Bd of	3.00	3.00	3.00	3.00	3.00	3.00	3.00	3.00	3.00	3.00	0
206	Emergency Med Svcs Bd	14.00	14.00	14.00	14.00	14.00	14.00	14.00	14.00	14.00	14.00	0
247	Ethics Comm, Kansas Gov	9.00	9.00	9.00	9.00	9.00	9.00	9.00	9.00	7.50	7.50	-1.5
252	Governor, Office of the	39.00	39.00	40.70	37.80	37.90	40.00	40.10	40.00	36.87	30.42	-8.58
261	Guardianship Program, Kansas	12.00	12.00	12.00	12.00	12.00	11.00	10.00	10.00	10.00	10.00	-2
264	Health & Env, Dept of Env	464.00	462.30	424.20	475.60	473.90	428.00	421.00	404.63	378.58	345.58	-118.42
264	Health & Env, Dept of Health Hearing Instruments, Bd of Examiners	415.00	416.70	465.30	407.90	369.20	363.40	554.40	536.93	466.75	452.90	37.9
266		0.40	0.40	0.00	0.40	0.50	0.50	0.00	0.00	0.00	0.00	-0.4
270	Health Care Stab Fund Bd of Gov	16.00	17.00	17.00	17.00	17.00	18.00	18.00	18.00	18.00	19.00	3
276	Transportation, Dept of	3238.00	3238.00	3202.00	3151.00	3113.50	3113.50	2916.50	2829.50	2687.50	0	-935.5
280	Highway Patrol	826.10	859.00	859.00	859.00	859.00	859.00	851.00	841.00	841.00	841.00	14.9
288	Historical Society, State	134.00	134.00	134.00	134.00	134.00	134.00	117.00	117.00	95.50	95.50	-38.5
296	Labor, Department of	634.20	601.20	602.20	552.00	552.00	552.00	499.00	489.00	443.44	335.05	-299.15
300	Commerce, Department of	389.10	423.10	424.00	418.70	314.80	314.80	251.80	238.00	192.00	164.25	-224.85
313	Hutchinson Corr Fac	513.00	515.00	515.00	512.00	512.00	512.00	510.00	504.00	504.00	504.00	-9
319	Topeka Juvenile Corr Fac	274.00	0.00	0.00	0.00	0.00	0.00	0.00	0.00	0.00	0.00	-274
325	Beloit Juvenile Corr Fac	94.00	87.00	87.00	87.00	87.00	0.00	0.00	0.00	0.00	0.00	-94
328	Indigents Defense Svcs, Bd of	174.00	187.00	193.00	193.00	195.00	195.00	185.00	188.00	186.50	187.00	13
331	Insurance Dept	146.00	143.00	143.00	143.00	138.40	138.40	123.40	122.36	122.36	122.36	-23.64
349	Judicial Council	4.00	7.00	7.00	7.00	7.00	7.00	4.00	5.00	5.00	5.00	1
350	Juvenile Justice Authority	42.00	42.00	42.00	42.00	42.00	45.00	32.00	32.00	0.00	0.00	-42
352	Juvenile Corr Complex	0.00	256.50	253.00	253.50	269.50	297.50	292.50	288.50	266.50	262.50	262.5
355	Atchison Juvenile Corr Fac	118.00	99.00	99.00	99.00	3.00	0.00	0.00	0.00	0.00	0.00	-118
359	Arts Commission, Kansas	8.00	8.00	8.00	8.00	8.00	8.00	0.00	0.00	0.00	0.00	-8
360	Kansas, Inc.	4.50	4.50	4.50	4.50	4.50	4.50	0.00	0.00	0.00	0.00	-4.5
363	Neurological Institute, Ks	588.00	575.00	575.00	570.00	570.20	546.70	485.70	469.70	471.70	473.50	-114.5
365	Kansas Public Emp Ret Sys	85.20	85.30	85.30	88.30	87.30	87.30	86.30	95.25	97.35	98.35	13.15
371	Technology Enterprise Corp, Ks	29.00	29.00	16.00	16.00	16.00	14.70	0.00	0.00	0.00	0.00	-29
373	Fair, Kansas State	23.00	24.00	23.00	24.00	24.00	24.00	25.00	25.00	25.00	25.00	2
400	Lansing Corr Fac	699.00	696.00	696.00	700.00	682.00	682.00	682.00	679.00	679.00	682.00	-17
408	Larned Correctional Mental Health Fac.	186.00	187.00	186.00	185.00	185.00	185.00	184.00	183.00	182.00	182.00	-4
410	Larned State Hospital	940.20	966.20	978.20	976.20	976.00	976.20	839.20	889.20	928.00	936.50	-3.7



**Number of Positions by Agency**  
Full Time Equivalent (FTE) Positions

<b>Agy #</b>	<b>Agency Name</b>	<b>2006</b>	<b>2007</b>	<b>2008</b>	<b>2009</b>	<b>2010</b>	<b>2011</b>	<b>2012</b>	<b>2013</b>	<b>2014</b>	<b>2015</b>	<b>+/-</b>
412	Larned Juvenile Corr Fac	147.00	146.00	146.00	146.00	157.00	157.00	150.00	148.00	142.00	147.00	-6
422	Legislative Coord Council	12.00	12.00	12.00	11.00	15.00	14.00	15.00	12.00	8.00	8.00	-4
425	Legislative Research Dept	38.00	38.00	40.00	40.00	40.00	40.00	40.00	40.00	40.00	40.00	2
428	Legislature	34.00	35.00	35.00	37.00	37.00	37.00	39.00	48.00	48.00	48.00	15
434	Library, State	27.00	27.00	27.00	27.00	26.00	25.00	24.00	24.00	25.00	24.00	-2
446	Lieutenant Gov, Office of the	3.00	4.00	4.00	4.00	3.50	3.50	3.50	3.00	0.00	0.00	-3
450	Lottery, Kansas	87.00	87.00	87.00	99.00	99.00	99.00	99.00	96.00	90.00	85.00	3
482	Nursing, Board of	22.00	22.00	24.00	24.00	24.00	24.00	24.00	23.00	26.00	25.00	4
488	Optometry, Board of Examiners	1.00	1.00	1.00	1.00	0.80	0.80	0.80	0.80	0.80	0.80	-0.2
494	Osawatimie State Hospital	399.00	399.00	420.00	491.00	441.40	441.40	396.40	386.40	396.40	498.10	-2.6
507	Parsons State Hosp/ Trng Cntr	467.00	467.00	497.00	497.00	497.20	495.20	455.20	437.20	427.70	467.20	-39.3
521	Corrections, Dept of	302.20	308.70	320.70	324.70	325.70	321.00	298.50	357.00	311.50	305.00	-11
523	Parole Board, Kansas	3.00	3.00	3.00	3.00	3.00	3.00	0.00	0.00	0.00	0.00	-3
529	Peace Officers, Stds and Trng	0.00	0.00	7.00	4.00	7.00	7.00	7.00	7.00	7.00	6.00	7
531	Pharmacy, Board of	7.00	7.00	10.00	8.00	8.00	8.00	8.00	8.00	8.00	9.00	1
540	Post Audit, Legislative Division	26.00	26.00	26.00	27.00	27.00	22.00	22.00	22.00	22.00	25.00	1
543	Real Estate Appraisal Board	2.00	2.00	2.00	2.00	3.00	2.00	2.00	2.00	2.00	2.00	0
549	Real Estate Comm, Ks	14.00	14.00	15.00	15.00	15.00	15.00	13.00	13.00	11.00	9.00	-2
553	Racing & Gaming Comm, Ks	67.00	67.00	102.00	119.00	73.50	73.50	99.50	98.00	93.50	91.50	26.5
555	Rainbow Mental Health Fac	115.00	115.00	122.00	122.00	122.20	122.20	112.20	109.20	112.20	0.00	-2.8
561	Regents, Bd of	58.00	59.00	64.00	64.00	63.50	63.50	63.50	62.50	62.50	62.50	5.5
562	Tax Appeals, Board of	26.00	26.00	26.00	26.00	26.00	26.00	20.00	19.00	19.00	17.00	-7
565	Revenue, Dept of	1146.00	1146.00	1146.00	1096.00	1096.00	1096.00	1046.00	994.00	944.00	944.00	-252
579	Revisor of Statutes	27.00	30.00	34.00	32.00	31.50	31.50	31.50	31.50	31.50	31.50	5.5
581	Norton Corr Fac	265.00	265.00	265.00	264.00	232.00	264.00	259.00	261.00	260.00	264.00	-6
604	Blind, School for the	93.50	93.50	93.50	93.50	93.50	33.50	82.50	82.50	81.50	81.50	-12
610	Deaf, School for the	173.50	173.50	173.50	173.50	173.50	173.50	150.50	150.50	143.50	143.50	-30
622	Secretary of State	54.00	55.00	55.00	55.00	55.00	54.00	51.00	51.00	50.00	48.00	-4
625	Securities Comm, Office of the	30.00	30.00	32.00	32.00	32.10	32.10	32.10	30.00	30.00	30.00	2
626	Sentencing Commission, Ks	7.00	9.00	10.00	10.00	10.00	10.00	8.00	8.00	9.00	9.00	2
629	Children & Family Services, Dept for	3848.00	3671.00	3671.00	3670.00	3669.10	3669.10	3119.10	2987.63	2743.76	2251.51	1238.2
634	Conservation Commission, State	14.00	13.00	14.00	14.00	14.00	13.00	0.00	0.00	0.00	0.00	-14
652	Education, Dept of	211.80	211.80	216.20	213.30	213.30	210.30	188.00	187.25	170.50	170.00	-40.3
660	Topeka Corr Fac	248.00	248.00	248.00	246.00	246.00	246.00	238.00	239.00	239.00	255.00	-9
663	Technical Professions, State Bd	6.00	6.00	6.00	6.00	5.00	5.00	5.00	5.00	5.00	5.00	-1
670	Treasurer, State	56.00	56.00	56.00	56.00	55.50	53.50	46.50	46.50	46.50	45.50	-9.5
677	Judicial Branch	1830.30	1834.30	1846.30	1858.30	1858.30	1855.30	1855.30	1855.30	1858.30	1859.30	23.5
694	Veterans Affairs, Comm on	558.00	558.00	558.00	537.00	513.00	498.00	340.00	333.00	333.00	368.00	-225
700	Veterinary Examiners, Bd of	3.00	3.00	3.00	3.00	3.00	3.00	3.00	3.00	4.00	0.00	0
709	Water Office, Kansas	23.00	23.00	24.00	24.00	23.50	23.50	21.00	21.00	18.00	18.00	-5
710	Wildlife, Parks & Tourism, Dept of	407.00	408.00	411.00	417.00	416.50	417.50	430.50	418.50	418.50	412.50	11.5
712	Winfield Corr Fac	201.00	201.00	201.00	200.00	200.00	200.00	200.00	196.00	198.00	198.00	-3
<b>Total FTE</b>		<b>24294.50</b>	<b>24163.80</b>	<b>24373.00</b>	<b>24373.70</b>	<b>23962.50</b>	<b>23748.10</b>	<b>21837.20</b>	<b>21620.84</b>	<b>20733.86</b>	<b>19674.47</b>	<b>-4620</b>

**Comments:** Positions by agency reflects the total number full-time equivalent positions authorized for each agency. Typically, agencies have more positions than employees, because there are vacancies at any given time. In some cases more than one employee may be used to fill an FTE.

**Source:** Fiscal Year 2015 Budget Comparison Report, (Schedule 7).

**Number of Classified and Unclassified Employees by Agency  
Fiscal Year 2015**

Agy #	Agency Name	Number of Employees		
		Classified	Unclassified	Total
028	Accountancy, Board of	0	2	2
034	Adjutant General	23	236	259
039	Aging & Disability Svcs, Dept for	128	116	244
046	Agriculture, Kansas Dept of	96	215	311
058	Human Rights Commission, Kansas	15	1	16
082	Attorney General	0	120	120
083	Kansas Bureau of Investigation	181	71	252
094	Bank Commissioner	2	98	100
100	Barbering, Board of	0	2	2
102	Behavioral Sciences Reg Board	3	6	9
105	Healing Arts, State Bd of	33	18	51
122	Citizens Utility Ratepayer Bd	0	5	5
143	Corporation Commission	93	95	188
149	Cosmetology, Board of	8	6	14
159	Credit Unions, Dept of	0	10	10
167	Dental Board	1	2	3
173	Administration, Dept of	261	229	490
177	Ellsworth Correctional Fclty	210	3	213
178	Administrative Hearings, Office of	3	6	9
195	El Dorado Correctional Fclty	454	7	461
204	Mortuary Arts, Board of	2	1	3
206	Emergency Medical Services	12	1	13
234	Fire Marshal	28	27	55
247	Governmental Ethics Commission	0	8	8
252	Governor	0	35	35
264	Health & Environment, Dept of	423	557	980
270	Health Care Stabilization Fund	1	18	19
276	Transportation, Dept of	1729	626	2355
280	Highway Patrol	673	55	728
288	Historical Society, Kansas	61	5	66
296	Labor, Dept of	158	227	385
300	Commerce, Dept of	122	121	243
313	Hutchinson Correctional Fclty	459	5	464
328	Indigents Defense Svcs St Bd	52	110	162
331	Insurance Department	4	100	104
349	Judicial Council	0	5	5
352	Kansas Juvenile Correct. Cmplx	206	7	213
363	Kansas Neurological Institute	413	10	423
365	Ks Public Employees Retirmnt System	35	68	103
373	Fair Board, Kansas State	24	1	25
400	Lansing Correctional Facility	617	6	623

**Number of Classified and Unclassified Employees by Agency cont.  
Fiscal Year 2015**

Agy #	Agency Name	Number of Employees		
		Classified	Unclassified	Total
408	Larned Corr Mental Hlth Fclty	159	3	162
410	Larned State Hospital	594	52	646
412	Larned Juvenile Correct.Facil.	120	6	126
422	Legislative Coordinating CncL	0	8	8
425	Legislative Research Dept	0	43	43
428	Legislature	0	45	45
434	State Library	13	15	28
450	Lottery, Kansas	8	77	85
482	Nursing, Board of	21	3	24
488	Optometry Board of Examiners	1	0	1
494	Osawatomie State Hospital	269	37	306
507	Parsons St Hosp & Trng Center	424	19	443
521	Corrections, Dept of	225	163	388
522	Correctional Industries, Kansas	40	14	54
529	Peace Officers Standards & Training	0	5	5
531	Pharmacy, Board of	4	5	9
540	Post Audit Legislative Div	0	22	22
543	Real Estate Appraisal Board	1	1	2
549	Real Estate Commission	3	6	9
553	Racing & Gaming Commission, KS	54	25	79
561	Regents, Board of	2	58	60
562	Board of Tax Appeals	7	7	14
565	Revenue, Dept of	758	195	953
579	Revisor of Statutes	0	29	29
581	Norton Correctional Facility	236	4	240
604	School for the Blind	14	53	67
610	School for the Deaf	27	89	116
622	Secretary of State	0	41	41
625	Securities Comm of Kansas	8	20	28
626	Sentencing Commission, Kansas	0	11	11
629	Children & Families, Dept for	1890	339	2229
652	Education, Dept of	110	110	220
660	Topeka Correctional Facility	229	8	237
663	Technical Professions St Bd	0	5	5
670	State Treasurer	2	36	38
671	Pooled Money Investment Board	1	4	5
677	Judicial Branch	0	1819	1819
694	Veterans Commission	289	8	297
709	Water Office, Kansas	11	5	16
710	Wildlife, Parks, & Tourism, KS	358	55	413
712	Winfield Correctional Facility	193	4	197
	<b>TOTAL</b>	<b>12601</b>	<b>6690</b>	<b>19291</b>

**Source:** SHARP (FY 2015); Includes classified and unclassified, benefit-eligible employees including full and part-time employees. Excludes Regents universities, legislators, classified temporary and unclassified non-benefit eligible employees.

## Classified Employees by County of Work Fiscal Year 2015

County	Num of Emp	Avg Age	Avg Yrs Service	Avg Salary	County	Num of Emp	Avg Age	Avg Yrs Service	Avg Salary
Allen	40	45.13	11.51	\$36,309.37	Linn	15	47.72	10.28	\$35,802.49
Anderson	30	45.8	12.85	\$38,616.00	Logan	20	46.84	10.86	\$39,859.85
Atchison	27	46.05	13.24	\$36,969.00	Lyon	75	48.56	13.7	\$37,436.00
Barber	6	49.76	15.76	\$39,440.00	Marion	22	45.2	10.83	\$36,121.15
Barton	88	47.49	13.75	\$43,089.60	Marshall	21	46.49	17.76	\$35,324.96
Bourbon	28	46.9	11.09	\$36,559.60	McPherson	39	45.91	13.55	\$37,133.64
Brown	38	45.36	15.99	\$35,545.86	Meade	10	45.12	15.41	\$43,981.85
Butler	509	41.38	9.5	\$34,604.09	Miami	307	47.1	11.12	\$35,183.33
Chase	8	44.44	14.89	\$36,132.41	Mitchell	18	43.39	13.1	\$38,117.02
Chautauqua	9	45.34	10.52	\$33,306.86	Montgomery	74	47.92	13.07	\$37,772.42
Cherokee	34	484.58	14.7	\$36,177.51	Morris	11	46.01	13.12	\$34,866.40
Cheyenne	8	45	13.84	\$33,932.60	Morton	3	37.29	7.38	\$33,127.47
Clark	6	45.57	14.17	\$34,476.00	Nemaha	18	47.85	19.2	\$39,387.09
Clay	18	41.09	10.57	\$38,981.79	Neosho	113	52.1	16.74	\$42,126.85
Cloud	29	44.34	14.42	\$39,744.73	Ness	4	53.55	14.23	\$33,524.40
Coffey	19	46.11	15.97	\$41,988.28	Norton	242	45.25	11.84	\$35,632.12
Comanche	8	46.96	13.83	\$36,381.80	Osage	21	45.55	10.15	\$34,020.50
Cowley	369	44.69	10.45	\$33,626.24	Osborne	10	41.59	13.67	\$42,444.56
Crawford	111	47.81	14.24	\$40,032.00	Ottawa	11	48.09	14.4	\$37,318.94
Decatur	8	45.64	15.19	\$36,923.95	Pawnee	890	43.55	9.56	\$34,904.24
Dickinson	18	45.65	16	\$39,340.06	Phillips	37	45.27	13.66	\$36,472.92
Doniphan	8	41.6	7.77	\$34,250.74	Pottawatomie	38	47.73	17.97	\$38,567.20
Douglas	125	47.91	13.87	\$40,293.80	Pratt	104	48.28	15.16	\$41,009.79
Edwards	8	48	14.21	\$34,041.80	Rawlins	18	49.28	13.7	\$35,134.62
Elk	1	64.49	13.1	\$41,870.40	Reno	657	42.04	10.46	\$35,112.30
Ellis	127	48	15.01	\$41,747.00	Republic	26	54.15	19.68	\$38,074.90
Ellsworth	233	43.81	8.97	\$35,286.91	Rice	7	54.91	17.7	\$36,630.64
Finney	114	47.11	13.92	\$39,557.49	Riley	107	47.36	13.52	\$40,745.87
Ford	181	45.97	9.13	\$34,524.27	Rooks	48	45.17	11.39	\$36,778.14
Franklin	44	49.29	13.85	\$37,782.23	Rush	6	47.14	8.93	\$29,300.27
Geary	80	44.3	10.45	\$35,224.89	Russell	15	47.96	16.6	\$41,253.89
Gove	8	53.63	11.64	\$34,794.81	Saline	282	46.77	11.78	\$39,206.42
Graham	7	50.53	12.14	\$37,841.44	Scott	12	44.49	9.27	\$35,835.11
Grant	11	48.36	10.74	\$38,062.71	Sedgwick	742	47.08	12.5	\$38,520.00
Gray	10	46.43	7.85	\$39,308.71	Seward	48	45.98	12.27	\$37,815.33
Greeley	3	39.11	6.2	\$31,720.00	Shawnee	3960	48.07	15.25	\$39,990.92
Greenwood	13	43.05	12.31	\$34,481.60	Sheridan	7	52.26	18.61	\$39,332.80
Hamilton	12	43	8.84	\$32,233.07	Sherman	21	43.78	12.42	\$35,689.55
Harper	9	51.23	13.03	\$35,636.46	Smith	6	42.16	11.32	\$35,817.46
Harvey	38	48.09	11.51	\$36,477.31	Stafford	8	41.2	14.99	\$47,594.61
Haskell	6	39.08	3.57	\$32,469.15	Stanton	0	0	0	\$0.00
Hodgeman	5	41.57	11.54	\$35,747.96	Stevens	4	55.72	17.22	\$35,443.20
Jackson	19	49.94	17.65	\$38,794.30	Sumner	30	45.86	10.14	\$42,742.75
Jefferson	18	47.66	14.25	\$41,569.63	Thomas	33	46.74	16.41	\$42,179.78
Jewell	18	49.8	15.01	\$35,622.31	Trego	24	44.9	12.85	\$40,372.26
Johnson	361	46.39	11.21	\$39,635.13	Wabaunsee	21	48.9	16.62	\$37,529.72
Kearny	5	41.68	6.79	\$36,714.58	Wallace	5	57.03	15.39	\$33,400.64
Kingman	12	40.82	11.13	\$36,217.51	Washington	10	46.83	11.02	\$36,423.00
Kiowa	11	52.8	17.96	\$40,097.75	Wichita	0	0	0	\$0.00
Labette	515	44.85	11.1	\$31,493.23	Wilson	13	44.48	11.37	\$37,623.55
Lane	5	53.01	13.63	\$32,264.96	Woodson	17	43.54	9.29	\$35,386.87
Leavenworth	686	42.14	10.03	\$35,086.41	Wyandotte	253	46.92	12.33	\$36,678.43
Lincoln	14	42.47	11.13	\$36,118.25					

**Source:** SHARP (FY 2015); Excludes Regents universities, unclassified, temporary and student employees

# Unclassified Employees by County of Work Fiscal Year 2015

County	Num of Emp	Avg Age	Avg Yrs Service	Avg Salary	County	Num of Emp	Avg Age	Avg Yrs Service	Avg Salary
Allen	22	48.98	14.1	\$48,084.00	Linn	6	48.52	8.23	\$49,177.00
Anderson	9	48.81	15.1	\$50,936.00	Logan	9	49.32	16.7	\$45,058.00
Atchison	16	50.93	17.4	\$48,480.00	Lyon	44	46.85	13	\$43,058.00
Barber	6	47.54	10.4	\$42,273.00	Marion	12	46.34	17.7	\$50,586.00
Barton	47	51.2	15.1	\$45,421.00	Marshall	12	43.18	11.5	\$38,116.00
Bourbon	11	48.13	8.28	\$48,917.00	McPherson	19	51.7	13.8	\$48,079.00
Brown	20	51.4	18.2	\$49,136.00	Meade	4	50.38	14.9	\$39,962.00
Butler	59	48.38	13.3	\$48,759.00	Miami	63	48.1	9.34	\$64,332.00
Chase	4	45.88	22.2	\$45,881.60	Mitchell	4	45.01	15.6	\$43,758.00
Chautauqua	4	58.37	21.5	\$42,785.00	Montgomery	35	47.64	9.19	\$46,603.00
Cherokee	13	47.73	11.4	\$44,853.00	Morris	7	57.88	13.5	\$36,520.00
Cheyenne	3	50.22	4.91	\$37,051.00	Morton	6	49.26	11.4	\$53,733.00
Clark	5	47.61	14.1	\$39,920.00	Nemaha	8	47.29	16.8	\$48,711.00
Clay	9	45.19	11.6	\$42,367.00	Neosho	43	47.38	14.7	\$51,021.00
Cloud	11	50.69	16.6	\$42,494.00	Ness	7	56.24	30.3	\$42,778.00
Coffey	8	42.6	11.4	\$46,754.00	Norton	27	49.17	16	\$52,817.00
Comanche	4	50.68	10.9	\$40,508.00	Osage	9	45.49	10.2	\$37,470.00
Cowley	32	49.16	11.9	\$49,130.00	Osborne	3	47.69	22.6	\$45,081.00
Crawford	39	49.95	16.1	\$50,412.00	Ottawa	6	54.76	13.7	\$50,819.00
Decatur	4	54.37	21.1	\$46,788.00	Pawnee	69	46.95	9.57	\$69,267.00
Dickinson	14	51.71	11	\$45,359.00	Phillips	10	50.32	19.7	\$51,523.00
Doniphan	5	53.84	21.3	\$44,398.00	Pottawatomie	18	53.27	19.5	\$55,557.00
Douglas	67	44.29	10.9	\$48,184.00	Pratt	25	44.05	12.5	\$45,350.00
Edwards	5	51.82	15.8	\$46,474.00	Rawlins	8	43.51	11.5	\$44,800.00
Elk	2	48.63	3.38	\$47,700.00	Reno	87	48.85	14.8	\$49,041.00
Ellis	54	45.52	12.5	\$49,044.00	Republic	4	51.61	17.7	\$49,708.00
Ellsworth	21	54.15	15.3	\$50,495.00	Rice	6	59.98	24.6	\$44,856.00
Finney	66	48.04	10.7	\$48,287.00	Riley	148	45.61	9.75	\$52,684.00
Ford	52	46.61	10.7	\$49,155.00	Rooks	8	37.99	10.2	\$42,987.00
Franklin	18	46.22	13.9	\$46,154.00	Rush	4	49.94	13.6	\$44,029.00
Geary	81	46.69	10.12	\$45,641.86	Russell	7	50.27	16	\$39,250.00
Gove	4	53.73	12.5	\$40,778.00	Saline	108	48.84	12.7	\$46,818.00
Graham	6	52.31	15.4	\$42,761.00	Scott	5	52.97	14.5	\$40,639.00
Grant	10	46.4	11.3	\$42,056.00	Sedgwick	493	46.9	10.9	\$47,376.00
Gray	5	50.26	9.3	\$48,529.00	Seward	17	47.35	13.9	\$41,157.00
Greeley	4	50.15	15.2	\$39,390.00	Shawnee	3648	46.21	11.1	\$54,878.00
Greenwood	7	43.64	7.21	\$37,248.00	Sheridan	3	56.1	25.2	\$38,052.00
Hamilton	9	57.87	23.9	\$49,303.00	Sherman	14	53.93	15.9	\$38,115.00
Harper	5	52	7.78	\$43,449.00	Smith	4	50.22	21.7	\$42,123.00
Harvey	20	49.77	17.4	\$47,164.00	Stafford	6	43.89	7.37	\$41,076.00
Haskell	4	46.26	13.8	\$41,664.00	Stanton	3	57.88	10.1	\$42,829.00
Hodgeman	4	44.46	12	\$38,482.00	Stevens	6	42.68	11.6	\$57,826.00
Jackson	11	54.36	15.5	\$44,567.00	Sumner	23	45.5	10.5	\$46,458.00
Jefferson	13	51.39	16.1	\$46,985.00	Thomas	15	45.9	13.1	\$45,238.00
Jewell	7	56.48	18	\$43,555.00	Trego	3	43.86	12.8	\$43,701.00
Johnson	374	46.05	11.3	\$48,635.00	Wabaunsee	6	53.57	22.5	\$46,206.00
Kearny	4	57.79	7.91	\$41,335.00	Wallace	4	49.16	15.1	\$38,164.00
Kingman	10	52.18	17.5	\$50,515.00	Washington	9	54.5	12	\$50,391.00
Kiowa	3	58.01	18.2	\$45,081.00	Wichita	4	52.47	5.36	\$36,817.00
Labette	37	49.93	13.4	\$54,783.00	Wilson	12	51.01	14	\$44,378.00
Lane	4	52.39	13	\$40,022.00	Woodson	6	41.44	8.24	\$38,881.00
Leavenworth	66	44.96	11.4	\$46,422.00	Wyandotte	251	49.1	13.7	\$48,778.00
Lincoln	6	41.06	6.27	\$41,891.00	All Other	8	44.08	7.57	\$40,349.00

**Source:** SHARP (FY 2015); Excludes Regents universities, classified, student employees, legislators, and unclassified temporary employees that are not benefit eligible.

**Twenty-Five Most Populous Job Titles  
Classified Jobs - FY 2015**

<b>Rank</b>	<b>Job Title</b>	<b>Number of Employees</b>
1	MHDD Technician	763
2	Corrections Officer I (A)	647
3	Human Services Specialist	567
4	Equipment Operator Senior	389
5	Equipment Operator	386
6	Administrative Assistant	378
7	Administrative Specialist	373
8	Corrections Officer II	367
9	Corrections Officer I (B)	357
10	Social Worker Specialist	345
11	Corrections Specialist I	327
12	Senior Administrative Assistant	325
13	Hwy Patrol Master/Tech Trooper	260
14	Human Services Assistant	216
15	Juvenile Corrections Officer I	178
16	Engineering Technician Senior	161
17	Custodial Specialist	152
18	Engineering Technician	150
19	Registered Nurse Senior	142
20	Program Consultant I	140
21	Revenue Customer Rep Senior	122
22	Equipment Operator Specialist	113
23	Facilities Maintenance Supervisor	105
24	Engineering Technician Specialist	102
25	Public Service Executive II	101

**Comments:** The job classes of Facilities Maintenance Supervisor and Engineering Technician Specialist are new to the FY 2015 list. The number of employees in the Registered Nurse Senior job class decreased, moving from #17 to #19.

**Source:** SHARP (FY 2015); Includes part-time and full-time classified employees. Excludes Regents universities, unclassified, temporary, and student employees

Twenty-Five Most Populous Agencies FY 2015					
			Number of Employees		
Rank	Agy #	Agency Name	Classified	Unclassified	Total
1	276	Transportation, Dept of	1729	626	2355
2	629	Children & Families, Dept for	1890	339	2229
3	677	Judicial Branch	0	1819	1819
4	264	Health & Environment, Dept of	423	557	980
5	565	Revenue, Dept of	758	195	953
6	280	Highway Patrol	673	55	728
7	410	Larned State Hospital	594	52	646
8	400	Lansing Correctional Facility	617	6	623
9	173	Administration, Dept of	261	229	490
10	313	Hutchinson Correctional Facility	459	5	464
11	195	El Dorado Correctional Facility	454	7	461
12	507	Parsons State Hosp & Training	424	19	443
13	363	Kansas Neurological Institute	413	10	423
14	710	Wildlife, Parks, & Tourism, KS	358	55	413
15	521	Corrections, Dept of	225	163	388
16	296	Labor, Dept of	158	227	385
17	046	Agriculture, KS Dept of	96	215	311
18	494	Osawatomie State Hospital	269	37	306
19	694	Veterans Commission	289	8	297
20	034	Adjutant General	23	236	259
21	083	Kansas Bureau of Investigation	181	71	252
22	039	Aging & Disability Svcs, Dept for	128	116	244
23	300	Commerce, Dept of	122	121	243
24	581	Norton Correctional Facility	236	4	240
25	660	Topeka Correctional Facility	229	8	237

**Comments:** Eighty-four percent of non-University employees are located in the top twenty-five most populous agencies.

**Source:** SHARP (FY 2015); Includes classified and unclassified, benefit-eligible employees including full and part-time employees. Excludes Regents universities, legislators, student employees, classified temporary and unclassified non-benefit eligible temporary employees.

**State of Kansas**  
**Fiscal Year 2015**  
**Section 2: Workforce Characteristics**

---

**Workforce Summary**

- The average age of the Classified and Unclassified workforce was 46 and had 12 years of service.
- Forty-five percent of employees were age 50 or older.
- Fifty-one percent of employees had less than 10 years of employment and 33% had less than 5 years.



**Number, Salary, Age and Years of Service of Classified Employees By Agency**  
**Fiscal Year 2015**

<b>Agy #</b>	<b>Agency Name</b>	<b># Classified Employees</b>	<b>Average Salary</b>	<b>Average Age</b>	<b>Average Yrs of Service</b>
016	Abstracters Board of Examiners	0	NR	NR	NR
028	Accountancy, Board of	0	NR	NR	NR
034	Adjutant General	23	\$42,621	51.38	17.43
039	Aging & Disability Svcs, Dept for	128	\$45,730	54.21	14.05
046	Agriculture, Kansas Dept of	96	\$47,714	52.23	17.85
058	Human Rights Commission, Kansas	15	\$37,775	51.59	16.02
082	Attorney General	0	NR	NR	NR
083	Kansas Bureau of Investigation	181	\$52,645	44.31	12.64
094	Bank Commissioner	2	NR	NR	NR
100	Barbering, Board of	0	NR	NR	NR
102	Behavioral Sciences Reg Board	3	NR	NR	NR
105	Healing Arts, State Bd of	33	\$36,157	46.86	10.57
122	Citizens Utility Ratepayer Bd	0	NR	NR	NR
143	Corporation Commission	93	\$435,637	53.15	17.91
149	Cosmetology, Board of	8	\$30,898	53.05	12.07
159	Credit Unions, Dept of	0	NR	NR	NR
167	Dental Board	1	NR	NR	NR
173	Administration, Dept of	261	\$36,400	50.41	15.69
177	Ellsworth Correctional Fclty	210	\$34,986	43.46	8.47
178	Administrative Hearings, Office of	3	NR	NR	NR
195	El Dorado Correctional Fclty	454	\$33,328	40.08	7.53
204	Mortuary Arts, Board of	2	NR	NR	NR
206	Emergency Medical Services	12	\$40,780	53.76	11.17
234	Fire Marshal	28	\$43,574	49.23	14.26
247	Governmental Ethics Commission	0	NR	NR	NR
252	Governor	0	NR	NR	NR
264	Health & Environment, Dept of	423	\$45,673	52.47	17.63
270	Health Care Stabilization Fund	1	NR	NR	NR
276	Transportation, Dept of	1729	\$35,534	47.80	13.83
280	Highway Patrol	673	\$48,515	43.57	14.11
288	Historical Society, Kansas	61	\$38,920	52.10	18.47
296	Labor, Dept of	158	\$43,020	53.06	19.58
300	Commerce, Dept of	122	\$37,779	49.98	11.80
313	Hutchinson Correctional Fclty	459	\$34,121	39.86	9.11
328	Indigents Defense Svcs St Bd	52	\$35,383	51.98	15.95
331	Insurance Department	4	NR	NR	NR
349	Judicial Council	0	NR	NR	NR
352	Kansas Juvenile Correct. Cmplx	206	\$31,750	41.36	8.73
363	Kansas Neurological Institute	413	\$30,718	44.25	13.46
365	Ks Public Employees Retirmnt System	35	\$32,333	45.48	10.45
373	Fair Board, Kansas State	24	\$34,473	50.38	9.06
400	Lansing Correctional Facility	617	\$34,551	41.13	9.52

**Number, Salary, Age and Years of Service of Classified Employees By Agency cont.**  
**Fiscal Year 2015**

<b>Agy #</b>	<b>Agency Name</b>	<b># Classified Employees</b>	<b>Average Salary</b>	<b>Average Age</b>	<b>Average Yrs of Service</b>
408	Larned Corr Mental Hlth Fclty	159	\$34,970	41.29	9.38
410	Larned State Hospital	594	\$35,077	44.03	9.39
412	Larned Juvenile Correct.Facil.	120	\$32,508	43.14	9.68
422	Legislative Coordinating Cncl	0	NR	NR	NR
425	Legislative Research Dept	0	NR	NR	NR
428	Legislature	0	NR	NR	NR
434	State Library	13	\$35,832	52.69	16.91
450	Lottery, Kansas	8	\$42,731	53.80	21.68
482	Nursing, Board of	21	\$44,550	49.60	9.43
488	Optometry Board of Examiners	1	NR	NR	NR
494	Osawatomie State Hospital	269	\$34,874	47.53	10.95
507	Parsons St Hosp & Trng Center	424	\$31,148	45.09	11.88
521	Corrections, Dept of	225	\$41,732	45.61	13.43
522	Correctional Industries, Kansas	40	\$40,072	50.79	12.80
529	Peace Officers Standards & Training	0	NR	NR	NR
531	Pharmacy, Board of	4	NR	NR	NR
540	Post Audit Legislative Div	0	NR	NR	NR
543	Real Estate Appraisal Board	1	NR	NR	NR
549	Real Estate Commission	3	NR	NR	NR
553	Racing & Gaming Commission, KS	54	\$44,680	45.62	8.35
561	Regents, Board of	2	NR	NR	NR
562	Board of Tax Appeals	7	\$35,818	55.69	24.29
565	Revenue, Dept of	758	\$39,151	48.82	15.76
579	Revisor of Statutes	0	NR	NR	NR
581	Norton Correctional Facility	236	\$35,301	45.38	11.54
604	School for the Blind	14	\$35,339	53.73	17.16
610	School for the Deaf	27	\$35,126	47.70	9.52
622	Secretary of State	0	NR	NR	NR
625	Securities Comm of Kansas	8	\$53,011	50.72	17.21
626	Sentencing Commission, Kansas	0	NR	NR	NR
629	Children & Families, Dept for	1890	\$37,519	47.42	13.89
652	Education, Dept of	110	\$46,221	50.81	13.56
660	Topeka Correctional Facility	229	\$34,683	39.86	9.08
663	Technical Professions St Bd	0	NR	NR	NR
670	State Treasurer	2	NR	NR	NR
671	Pooled Money Investment Board	1	NR	NR	NR
677	Judicial Branch	0	NR	NR	NR
694	Veterans Commission	289	\$30,294	45.61	8.17
709	Water Office, Kansas	11	\$56,977	47.98	19.18
710	Wildlife, Parks, & Tourism, KS	358	\$42,161	45.70	13.87
712	Winfield Correctional Facility	193	\$36,230	43.69	10.50

**Source:** SHARP (FY 2015); Includes full-time and part-time classified employees. Excludes Regents universities, legislators, unclassified, and student employees. So that individuals cannot be easily identified, agencies with less than 5 classified employees are listed as "NR" for "not reported". Agencies without classified employees are also listed as "NR".

**Number, Salary, Age and Years of Service of Unclassified Employees By Agency**  
**Fiscal Year 2015**

<b>Agy #</b>	<b>Agency Name</b>	<b># Unclassified Employees</b>	<b>Average Salary</b>	<b>Average Age</b>	<b>Average Yrs of Service</b>
016	Abstracters Board of Examiners	2	NR	NR	NR
028	Accountancy, Board of	2	NR	NR	NR
034	Adjutant General	236	\$41,990	46.87	9.01
039	Aging & Disability Svcs, Dept for	116	\$50,874	45.79	8.86
046	Agriculture, Kansas Dept of	215	\$48,527	42.10	8.04
058	Human Rights Commission, Kansas	1	NR	NR	NR
082	Attorney General	120	\$56,329	46.08	9.60
083	Kansas Bureau of Investigation	71	\$52,847	46.19	9.20
094	Bank Commissioner	98	\$62,986	40.93	10.98
100	Barbering, Board of	2	NR	NR	NR
102	Behavioral Sciences Reg Board	6	\$41,724	44.02	8.97
105	Healing Arts, State Bd of	18	\$53,806	47.08	6.50
122	Citizens Utility Ratepayer Bd	5	\$61,093	50.26	13.80
143	Corporation Commission	95	\$57,394	47.68	10.90
149	Cosmetology, Board of	6	\$33,450	50.07	6.98
159	Credit Unions, Dept of	10	\$53,699	46.70	8.44
167	Dental Board	2	NR	NR	NR
173	Administration, Dept of	229	\$59,931	49.70	15.50
177	Ellsworth Correctional Fclty	3	NR	NR	NR
178	Administrative Hearings, Office of	6	\$72,505	54.41	15.90
195	El Dorado Correctional Fclty	7	\$65,069	51.28	17.40
204	Mortuary Arts, Board of	1	NR	NR	NR
206	Emergency Medical Services	1	NR	NR	NR
234	Fire Marshal	27	\$41,489	45.19	6.95
247	Governmental Ethics Commission	8	\$42,407	54.95	25.92
252	Governor	35	\$59,961	44.52	6.83
264	Health & Environment, Dept of	557	\$48,965	43.94	8.41
270	Health Care Stabilization Fund	18	\$55,675	52.65	13.61
276	Transportation, Dept of	626	\$56,683	48.26	17.72
280	Highway Patrol	55	\$42,222	46.94	8.64
288	Historical Society, Kansas	5	\$43,843	43.42	11.88
296	Labor, Dept of	227	\$49,710	43.47	8.52
300	Commerce, Dept of	121	\$52,922	46.23	10.22
313	Hutchinson Correctional Fclty	5	\$69,123	52.20	26.72
328	Indigents Defense Svcs St Bd	110	\$60,936	44.00	9.74
331	Insurance Department	100	\$51,675	48.85	12.56
349	Judicial Council	5	\$58,808	42.18	13.01
352	Kansas Juvenile Correct. Cmplx	7	\$56,679	45.72	15.45
363	Kansas Neurological Institute	10	\$64,110	49.88	10.43
365	Ks Public Employees Retirmnt System	68	\$70,443	45.77	12.67
373	Fair Board, Kansas State	1	NR	NR	NR
400	Lansing Correctional Facility	6	\$57,201	47.29	20.17

**Number, Salary, Age and Years of Service of Unclassified Employees By Agency cont.**  
**Fiscal Year 2015**

<b>Agy #</b>	<b>Agency Name</b>	<b># Unclassified Employees</b>	<b>Average Salary</b>	<b>Average Age</b>	<b>Average Yrs of Service</b>
408	Larned Corr Mental Hlth Fclty	3	NR	NR	NR
410	Larned State Hospital	52	\$70,598	45.60	5.91
412	Larned Juvenile Correct.Facil.	6	\$57,737	49.21	22.71
422	Legislative Coordinating CncL	8	\$44,625	59.63	10.09
425	Legislative Research Dept	43	\$60,877	43.31	11.70
428	Legislature	45	\$57,814	37.78	6.21
434	State Library	15	\$39,185	43.17	7.25
450	Lottery, Kansas	77	\$50,503	49.87	13.32
482	Nursing, Board of	3	NR	NR	NR
488	Optometry Board of Examiners	0	NR	NR	NR
494	Osawatomie State Hospital	37	\$82,056	48.77	8.61
507	Parsons St Hosp & Trng Center	19	\$58,598	49.08	10.85
521	Corrections, Dept of	163	\$47,823	44.44	9.73
522	Correctional Industries, Kansas	14	\$44,798	50.29	11.14
529	Peace Officers Standards & Training	5	\$52,194	50.57	4.61
531	Pharmacy, Board of	5	\$47,806	45.35	12.33
540	Post Audit Legislative Div	22	\$66,453	39.97	10.39
543	Real Estate Appraisal Board	1	NR	NR	NR
549	Real Estate Commission	6	\$44,563	37.78	4.32
553	Racing & Gaming Commission, KS	25	\$54,730	46.38	7.93
561	Regents, Board of	58	\$65,799	49.26	10.63
562	Board of Tax Appeals	7	\$86,844	58.06	14.73
565	Revenue, Dept of	195	\$50,019	44.02	9.41
579	Revisor of Statutes	29	\$58,504	45.05	10.92
581	Norton Correctional Facility	4	NR	NR	NR
604	School for the Blind	53	\$52,324	52.71	15.77
610	School for the Deaf	89	\$47,280	47.82	15.04
622	Secretary of State	41	\$45,970	46.69	11.43
625	Securities Comm of Kansas	20	\$72,079	42.62	6.00
626	Sentencing Commission, Kansas	11	\$46,177	47.74	9.47
629	Children & Families, Dept for	339	\$47,505	44.53	8.49
652	Education, Dept of	110	\$60,492	48.84	11.10
660	Topeka Correctional Facility	8	\$46,123	52.21	12.08
663	Technical Professions St Bd	5	\$40,825	43.94	7.31
670	State Treasurer	36	\$43,544	46.32	10.26
671	Pooled Money Investment Board	4	NR	NR	NR
677	Judicial Branch	1819	\$49,065	49.50	13.58
694	Veterans Commission	8	\$67,706	54.03	8.44
709	Water Office, Kansas	5	\$62,069	44.04	12.57
710	Wildlife, Parks, & Tourism, KS	55	\$43,514	39.89	6.47
712	Winfield Correctional Facility	4	NR	NR	NR

**Source:** SHARP (FY 2015); Includes full-time and part-time employees. Includes unclassified temporary employees that are benefit eligible. Excludes Regents universities, legislators, classified, temporary- non benefit eligible employees and student employees. Agencies with less than 5 unclassified employees are listed as "NR" for "not reported". Agencies without unclassified employees are also listed as "NR".

## Number of Classified Employees by Location on the Civil Service Plan

		Steps																Total
		4	5	6	7	8	9	10	11	12	13	14	15	16	17	18		
Pay Grade	008	5	0	0	0	0	0	0	0	0	0	0	0	0	0	5		
	009	0	0	0	0	0	0	0	0	0	0	0	0	0	0	0		
	010	7	1	0	0	0	0	0	0	0	0	2	3	0	0	13		
	011	0	0	0	0	0	0	0	0	0	0	0	0	0	0	0		
	012	17	0	0	4	0	0	0	0	1	0	0	0	1	0	23		
	013	1	0	0	0	0	0	0	0	0	0	0	0	0	0	1		
	014	105	14	34	3	3	6	4	2	5	10	0	4	2	1	194		
	015	65	17	1	2	2	3	1	2	1	1	0	2	3	0	100		
	016	37	23	8	13	1	0	4	0	0	1	0	0	2	0	89		
	017	656	196	32	38	245	30	19	17	30	24	50	23	53	0	1,414		
	018	188	46	818	127	83	32	23	14	14	7	7	4	7	6	1,378		
	019	188	75	29	112	171	34	57	20	13	15	19	12	36	5	798		
	020	270	86	205	137	274	44	92	43	56	37	39	27	37	71	1,424		
	021	217	85	33	23	26	33	25	29	32	20	23	10	14	3	575		
	022	496	132	52	51	69	72	28	29	24	24	17	20	48	14	1,076		
	023	186	96	121	32	103	27	34	12	22	11	5	21	16	13	704		
	024	324	92	55	31	29	38	31	23	19	13	15	9	14	2	695		
	025	330	138	51	50	56	49	43	20	18	15	27	20	10	7	840		
	026	161	51	25	15	13	55	20	18	7	9	2	2	9	2	390		
	027	208	95	52	38	44	33	35	24	21	10	9	8	16	8	604		
	028	125	100	42	33	25	20	20	15	13	9	7	7	6	2	424		
	029	95	65	34	32	25	18	25	13	14	11	5	2	2	1	344		
	030	167	51	23	123	57	27	23	21	16	20	79	9	15	3	634		
	031	48	36	24	13	23	8	14	7	3	3	1	2	6	2	190		
	032	34	32	12	22	27	22	10	13	25	5	8	5	1	0	216		
	033	66	12	15	18	18	15	8	13	10	12	12	8	4	0	211		
	034	10	13	6	0	5	4	5	6	2	2	6	1	6	0	66		
	035	2	3	3	7	1	3	2	4	1	4	3	3	1	2	39		
	036	4	0	1	4	5	0	0	5	1	1	4	0	3	0	28		
	037	3	0	0	3	1	3	0	3	4	3	0	2	0	0	22		
	038	1	0	1	0	0	0	1	1	0	1	1	1	0	0	7		
	FY15	4,016	1,459	1,677	931	1,306	576	524	354	352	268	339	204	315	142	41	12,504	
	FY14	4,023	2,511	1,569	1,520	1,543	840	727	539	476	395	438	295	496	211	62	15,645	
	FY13	3,798	2,282	1,386	1,436	1,494	808	710	511	449	371	412	281	473	195	51	14,657	
	FY12	4,882	3,362	2,116	1,775	1,211	1,046	792	675	540	533	479	386	613	254	16	18,680	
	FY11	4,461	3,743	1,957	2,089	1,271	1,141	908	791	653	644	586	475	747	336	16	19,818	
	FY10	3,782	4,048	1,724	2,414	1,298	1,209	990	916	717	695	640	522	843	382	19	20,199	
	FY09	3,986	4,607	2,594	1,502	1,208	1,073	1,023	842	809	652	596	521	1,032	113	21	20,579	
FY08	3,983	5,184	2,099	1,595	1,134	1,150	1,077	948	865	728	723	544	1,252	NA	NA	21,282		
FY07	2,178	6,453	2,063	1,568	1,066	1,217	1,171	1,027	782	714	808	759	1,544	NA	NA	21,350		
FY06	7,900	2,438	1,418	1,107	1,323	1,219	1,101	803	777	861	857	1,735	NA	NA	NA	21,539		

**Comments:** Records of some employees are not included due to data errors. There is a decrease in the number of employees in the upper steps since FY2003; primarily due to the lack of regular step movement.

**Source:** SHARP (FY2006 - 2015); Excludes Regents universities, legislators, unclassified, temporary and student employees

**Number of Classified and Unclassified Employees, by Agency, by Gender  
Fiscal Year 2015**

Agy #	Agency Name	Number of Employees			
		Classified		Unclassified	
		Male	Female	Male	Female
016	Abstracters Board of Examiners	0	0	0	0
028	Board of Accountancy	0	0	0	2
034	Adjutant General	14	9	192	44
039	Ks Dept for Aging & Disab Svs	21	107	36	80
046	Kansas Dept of Agriculture	68	28	94	121
058	Kansas Human Rights Commission	4	11	0	1
082	Attorney General	0	0	46	74
083	Kansas Bureau of Investigation	95	86	38	33
094	Bank Commissioner	0	2	68	30
100	Board of Barbering	0	0	0	2
102	Behavioral Sciences Reg Board	1	2	1	5
105	State Board of Healing Arts	5	28	6	12
122	Citizens Utility Ratepayer Bd	0	0	1	4
143	Corporation Commission	58	35	59	36
149	Board of Cosmetology	0	8	1	5
159	Department of Credit Unions	0	0	4	6
167	Dental Board	0	1	1	1
173	Department of Administration	175	86	119	110
177	Ellsworth Correctional Fclty	152	58	3	0
178	Office of Adminstratv Hearings	0	3	3	3
195	El Dorado Correctional Fclty	344	110	5	2
204	Board of Mortuary Arts	1	1	1	0
206	Emergency Medical Services	5	7	1	0
234	Fire Marshal	16	12	17	10
247	KS Gvmtl Ethics Commission	0	0	1	7
252	Governor	0	0	15	20
261	Kansas Guardianship Program	0	0	0	0
264	Dept of Health & Environment	145	278	189	368
266	Bd of Examnrs for Hearing Aids	0	0	0	0
270	Hlth Care Stabilization Fund B	0	1	4	14
276	Department of Transportation	1483	246	457	169
280	Highway Patrol	498	175	39	16
288	Kansas Historical Society	26	35	1	4
291	KS Home Inspectors Regstrtn Bd	0	0	0	0
296	Department of Labor	39	119	88	139
300	Dept of Commerce	38	84	55	66
313	Hutchinson Correctional Fclty	355	104	4	1
328	Indigents Defense Svcs St Bd	10	42	62	48
331	Insurance Department	0	4	36	64
349	Judicial Council	0	0	0	5
352	Kansas Juvenile Correct. Cmplx	128	78	4	3
363	Kansas Neurological Institute	155	258	4	6
365	Ks Pbhc Employees Retirmnt Sys	4	31	28	40
373	Kansas State Fair Board	13	11	1	0
400	Lansing Correctional Facility	464	153	2	4
408	Larned Corr Mental Hlth Fclty	119	40	3	0
410	Larned State Hospital	237	357	20	32
412	Larned Juvenile Correct.Facil.	67	53	3	3
422	Legislative Coordinating Cncl	0	0	2	6
425	Legislative Research Dept	0	0	17	26

**Number of Classified and Unclassified Employees, by Agency, by Gender  
Fiscal Year 2015**

Agy #	Agency Name	Number of Employees			
		Classified		Unclassified	
		Male	Female	Male	Female
428	Legislature	0	0	29	16
434	State Library	4	9	2	13
446	Lieutenant Governor	0	0	0	0
450	The Kansas Lottery	3	5	36	41
482	Board of Nursing	2	19	1	2
488	Optometry Board of Examiners	0	1	0	0
494	Osawatomie State Hospital	80	189	16	21
507	Parsons St Hosp & Trng Center	177	247	7	12
521	Department of Corrections	87	138	59	104
522	KS Correctional Industries	30	10	11	3
529	KS Comm Peace Ofcrs Std & Trng	0	0	3	2
531	Board of Pharmacy	1	3	0	5
540	Post Audit Legislative Div	0	0	13	9
543	Real Estate Appraisal Board	0	1	0	1
549	Real Estate Commission	1	2	1	5
553	Kansas Racing & Gaming Comm	42	12	16	9
561	Board of Regents	0	2	16	42
562	Court of Tax Appeals	1	6	5	2
565	Department of Revenue	204	554	104	91
579	Revisor of Statutes	0	0	16	15
581	Norton Correctional Facility	173	63	0	4
604	School for the Blind	9	5	13	40
610	School for the Deaf	11	16	18	71
622	Secretary of State	0	0	22	19
625	Securities Comm of Kansas	4	4	13	7
626	Kansas Sentencing Commission	0	0	5	6
629	Dept for Children and Families	322	1568	110	229
652	Department of Education	22	88	46	64
660	Topeka Correctional Facility	133	96	5	3
663	Technical Professions St Bd	0	0	0	5
670	State Treasurer	0	2	10	26
671	Pooled Money Investment Board	1	0	1	3
677	Judicial Branch	0	0	435	1384
694	Veterans Commission	95	194	4	4
700	Board of Veterinary Examiners	0	0	0	0
709	Kansas Water Office	4	7	2	3
710	KS Wildlife, Parks & Tourism	279	79	34	21
712	Winfield Correctional Facility	139	54	3	1

**Source:** SHARP (FY 2015); Includes classified and unclassified, benefit-eligible employees including full and part-time employees. Excludes Regents universities, legislators, student employees, and non-benefit eligible employees. Excludes employees with unreported gender.



**Ethnic and Gender Distribution by Agency: Classified Employees  
Fiscal Year 2015**

Agy #	Agency Name	# Classified Employees	Minority		Non-Minority		Not Reported
			Male	Female	Male	Female	
034	Adjutant General	23	4.35%	13.04%	56.52%	26.09%	0.00%
039	Ks Dept for Aging & Disab Svs	128	1.56%	3.13%	14.06%	71.88%	9.38%
046	Kansas Dept of Agriculture	96	5.21%	1.04%	65.63%	28.13%	0.00%
058	Kansas Human Rights Commission	15	6.67%	26.67%	20.00%	46.67%	0.00%
083	Kansas Bureau of Investigation	181	2.21%	1.66%	49.72%	45.86%	0.55%
105	State Board of Healing Arts	33	0.00%	3.03%	15.15%	69.70%	12.12%
143	Corporation Commission	93	3.23%	1.08%	55.91%	34.41%	5.38%
173	Department of Administration	261	11.88%	5.75%	54.79%	27.20%	0.38%
177	Ellsworth Correctional Fclty	210	6.67%	3.81%	65.71%	23.81%	0.00%
195	El Dorado Correctional Fclty	454	7.93%	1.76%	67.40%	22.25%	0.66%
234	Fire Marshal	28	3.57%	0.00%	53.57%	42.86%	0.00%
264	Dept of Health & Environment	423	3.55%	8.27%	30.73%	57.21%	0.24%
276	Department of Transportation	1729	6.13%	0.75%	79.64%	13.48%	0.00%
280	Highway Patrol	673	4.75%	1.78%	69.24%	24.22%	0.00%
288	Kansas Historical Society	61	0.00%	0.00%	42.62%	55.74%	1.64%
296	Department of Labor	158	5.06%	19.62%	19.62%	55.70%	0.00%
300	Dept of Commerce	122	9.02%	18.85%	22.13%	49.18%	0.82%
313	Hutchinson Correctional Fclty	459	10.02%	1.96%	67.10%	20.04%	0.87%
328	Indigents Defense Svcs St Bd	52	1.92%	11.54%	17.31%	69.23%	0.00%
352	Kansas Juvenile Correct. Cmplx	206	19.90%	7.77%	37.38%	26.70%	8.25%
363	Kansas Neurological Institute	413	17.43%	27.85%	20.10%	34.62%	0.00%
365	Ks Pbhc Employees Retirmnt Sys	35	2.86%	17.14%	8.57%	68.57%	2.86%
373	Kansas State Fair Board	24	0.00%	0.00%	45.83%	37.50%	16.67%
400	Lansing Correctional Facility	617	12.16%	5.02%	59.16%	18.96%	4.70%
408	Larned Corr Mental Hlth Fclty	159	8.81%	3.77%	66.04%	21.38%	0.00%
410	Larned State Hospital	594	4.21%	5.05%	35.19%	54.21%	1.35%
412	Larned Juvenile Correct.Facil.	120	5.83%	2.50%	50.00%	40.00%	1.67%
482	Board of Nursing	21	4.76%	9.52%	4.76%	80.95%	0.00%
494	Osawatomie State Hospital	269	2.23%	4.46%	26.39%	63.94%	2.97%
507	Parsons St Hosp & Trng Center	424	9.43%	7.31%	32.08%	50.47%	0.71%
521	Department of Corrections	225	4.89%	7.56%	33.78%	53.33%	0.44%
522	KS Correctional Industries	40	7.50%	0.00%	65.00%	25.00%	2.50%
553	Kansas Racing & Gaming Comm	54	1.85%	1.85%	53.70%	20.37%	22.22%
565	Department of Revenue	758	4.49%	13.32%	22.43%	59.50%	0.26%
581	Norton Correctional Facility	236	2.97%	0.42%	70.34%	26.27%	0.00%
610	School for the Deaf	27	7.41%	11.11%	33.33%	48.15%	0.00%
629	Dept for Children and Families	1890	2.70%	12.96%	13.33%	64.29%	6.72%
652	Department of Education	110	0.00%	5.45%	19.09%	71.82%	3.64%
660	Topeka Correctional Facility	229	8.73%	5.24%	49.34%	36.24%	0.44%
694	Veterans Commission	289	5.54%	16.96%	26.64%	48.44%	2.42%
710	KS Wildlife, Parks & Tourism	358	1.96%	0.00%	68.99%	20.39%	8.66%
712	Winfield Correctional Facility	193	10.36%	2.59%	57.51%	24.35%	5.18%

**Comments:** Minority is defined as American Indian/Alaskan Native/Pacific Islander, African-American, and Hispanic. Non-minority is defined as White.

**Source:** SHARP (FY 2015); Excludes Regents universities, unclassified, temporary and student employees. Excludes agencies with less than 15 classified employees.

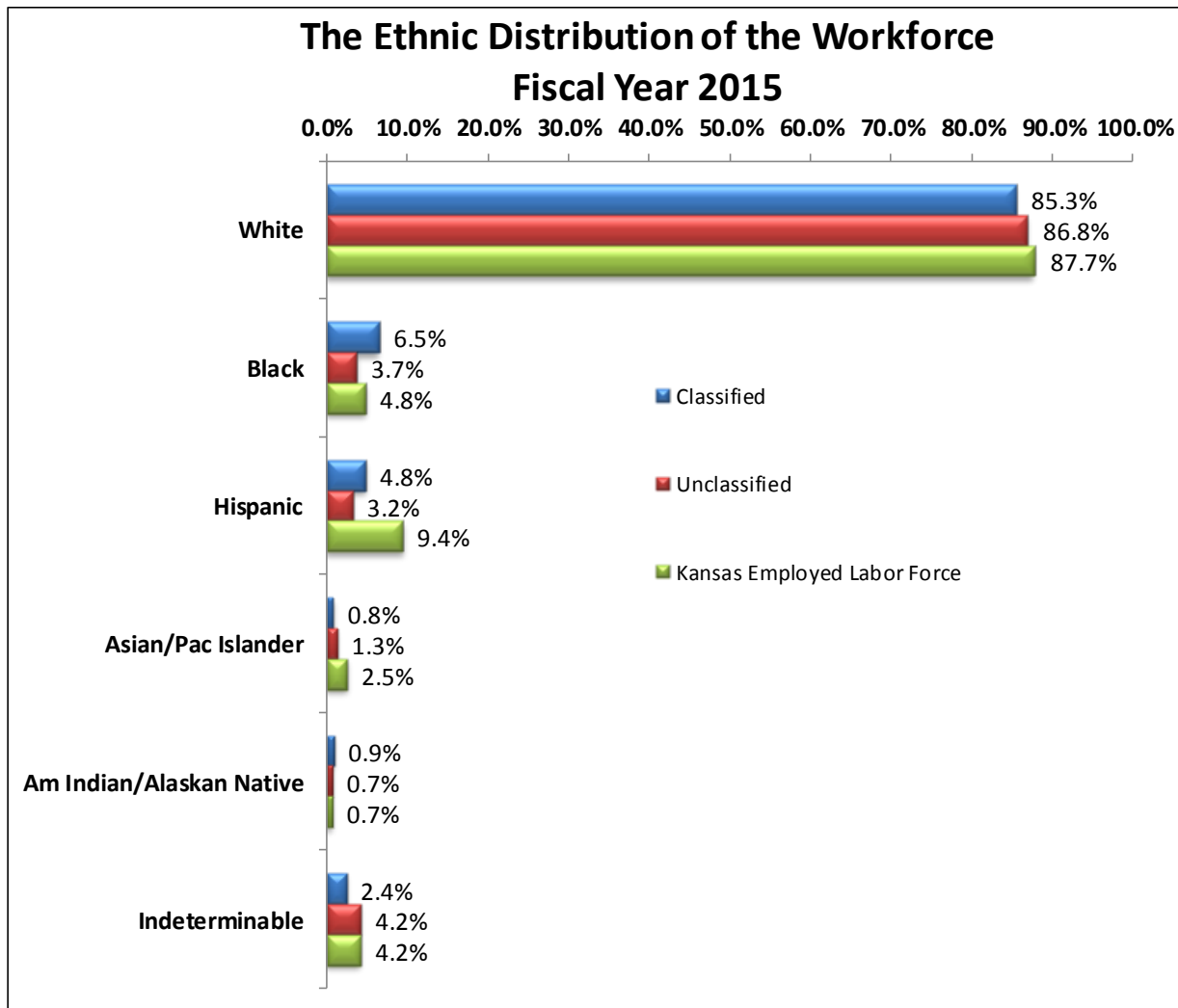


**Ethnic and Gender Distribution by Agency: Unclassified Employees  
Fiscal Year 2015**

Agy #	Agency Name	# Unclassified Employees	Minority		Non-Minority		Not Reported
			Male	Female	Male	Female	
034	Adjutant General	236	4.66%	0.85%	74.15%	16.95%	3.39%
039	Ks Dept for Aging & Disab Svs	116	4.31%	10.34%	20.69%	49.14%	15.52%
046	Kansas Dept of Agriculture	215	0.93%	3.26%	40.93%	51.63%	3.26%
082	Attorney General	120	1.67%	3.33%	35.83%	55.00%	4.17%
083	Kansas Bureau of Investigation	71	1.41%	2.82%	47.89%	42.25%	5.63%
094	Bank Commissioner	98	3.06%	3.06%	61.22%	26.53%	6.12%
105	State Board of Healing Arts	18	5.56%	5.56%	22.22%	38.89%	27.78%
143	Corporation Commission	95	1.05%	2.11%	44.21%	30.53%	22.11%
173	Department of Administration	229	3.06%	4.80%	48.47%	42.36%	1.31%
234	Fire Marshal	27	7.41%	0.00%	51.85%	37.04%	3.70%
252	Governor's Office	35	0.00%	11.43%	42.86%	42.86%	2.86%
264	Dept of Health & Environment	557	3.23%	8.26%	29.98%	56.37%	2.15%
270	Health Care Stabilization Fund	18	0.00%	11.11%	22.22%	66.67%	0.00%
276	Department of Transportation	626	2.88%	1.76%	70.13%	25.24%	0.00%
280	Highway Patrol	55	5.45%	0.00%	65.45%	29.09%	0.00%
296	Department of Labor	227	2.64%	14.10%	28.63%	36.56%	18.06%
300	Dept of Commerce	121	8.26%	9.92%	36.36%	43.80%	1.65%
328	Indigents Defense Svcs St Bd	110	1.82%	2.73%	40.00%	32.73%	22.73%
331	Insurance	100	6.00%	9.00%	29.00%	47.00%	9.00%
365	Ks Pblic Employees Retirmt Sys	68	0.00%	5.88%	41.18%	52.94%	0.00%
410	Larned State Hospital	52	11.54%	7.69%	25.00%	53.85%	1.92%
425	Legislative Research Deot,	43	0.00%	2.33%	37.21%	55.81%	4.65%
428	Legislature	45	4.44%	4.44%	53.33%	28.89%	8.89%
434	State Library	15	0.00%	0.00%	13.33%	86.67%	0.00%
450	Lottery	77	3.90%	0.00%	41.56%	53.25%	1.30%
494	Osawatomie State Hospital	37	10.81%	5.41%	32.43%	51.35%	0.00%
507	Parsons St Hosp & Trng Center	19	0.00%	5.26%	36.84%	57.89%	0.00%
521	Department of Corrections	163	4.29%	4.29%	30.67%	57.06%	3.68%
540	Post Audit Legislative Div	22	0.00%	0.00%	59.09%	31.82%	9.09%
553	Kansas Racing & Gaming Comm	25	8.00%	0.00%	44.00%	28.00%	20.00%
561	Board of Regents	58	1.72%	1.72%	25.86%	68.97%	1.72%
565	Department of Revenue	195	3.59%	8.21%	48.21%	37.95%	2.05%
579	Revisor of Statutes	29	3.45%	0.00%	44.83%	31.03%	20.69%
604	School for the Blind	53	3.77%	9.43%	20.75%	62.26%	3.77%
610	School for the Deaf	89	3.37%	4.49%	16.85%	75.28%	0.00%
622	Secretary of State	41	4.88%	4.88%	46.34%	41.46%	2.44%
625	Securities Commissioner	20	0.00%	5.00%	65.00%	25.00%	5.00%
629	Dept for Children and Families	339	5.90%	8.85%	22.42%	52.21%	10.62%
652	Department of Education	110	4.55%	3.64%	34.55%	50.91%	6.36%
670	State Treasurer	36	0.00%	2.78%	22.22%	52.78%	22.22%
677	Insurance Dept	1819	1.48%	8.03%	22.32%	67.78%	0.38%
710	KS Wildlife, Parks & Tourism	55	0.00%	3.64%	54.55%	23.64%	18.18%

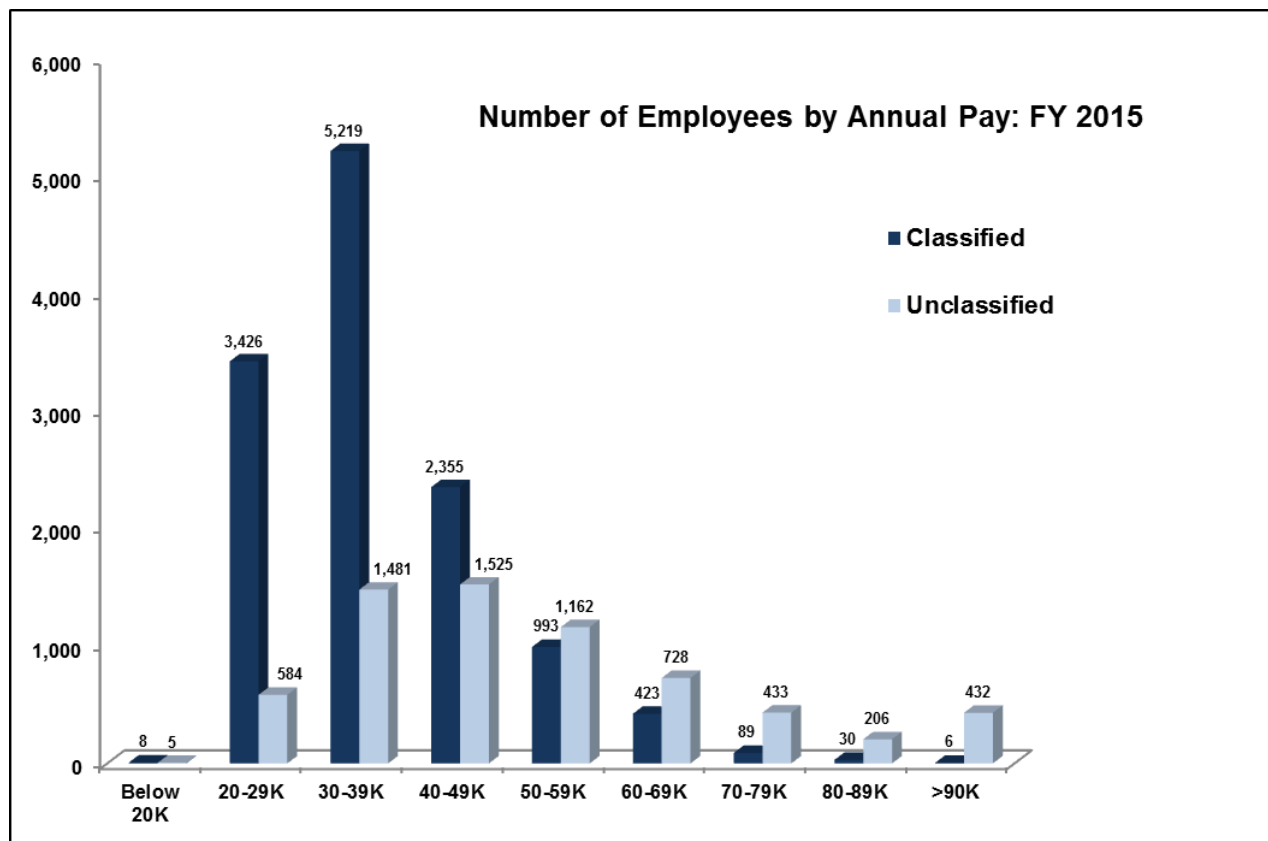
**Comments:** Minority is defined as American Indian/Alaskan Native/Pacific Islander, African-American, and Hispanic. Non-minority is defined as White.

**Source:** SHARP (FY 2015); Excludes Regents universities, classified, non-benefits eligible and student employees. Excludes agencies with less than 15 unclassified employees.

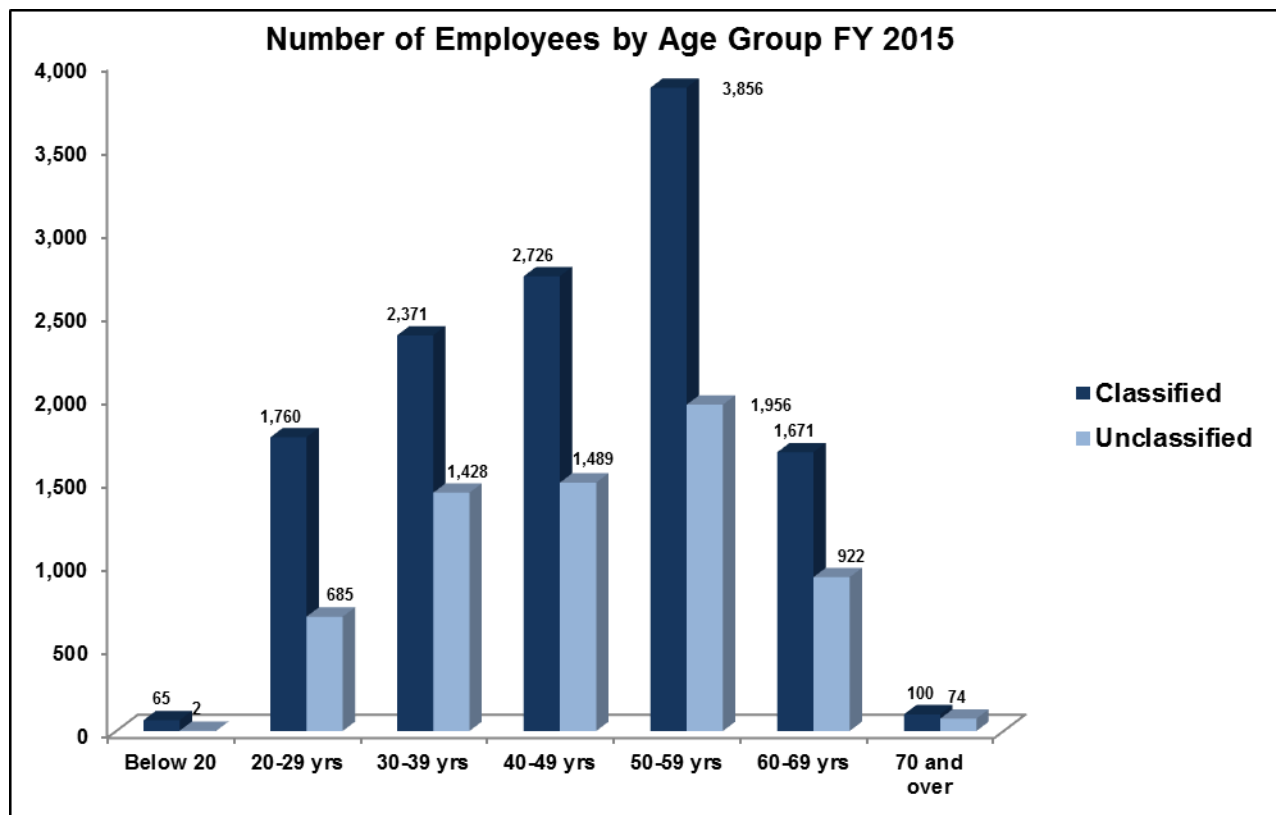


**Comments:** The Kansas Employed Labor Force includes data from state and non-state government workforces combined.

**Source:** SHARP (FY 2015) excludes Regents universities and non-benefits eligible employees; Kansas Department of Labor, 2014 Affirmative Action Report. These percentages may not equal 100%.

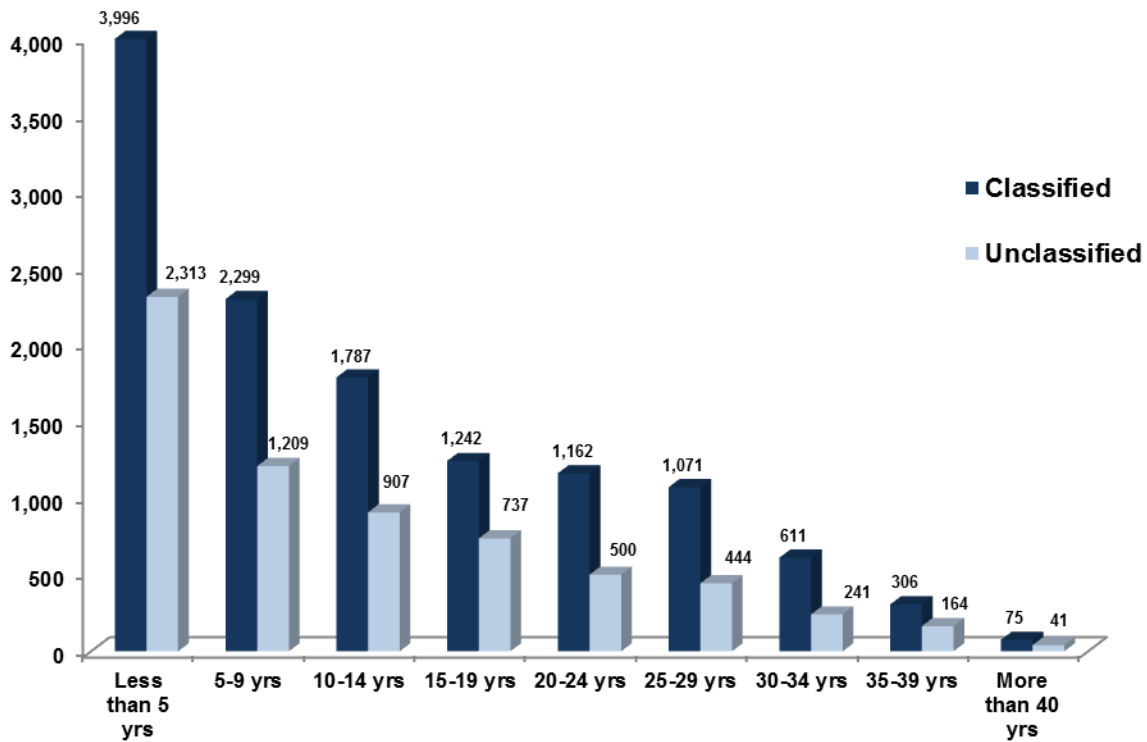


**Source:** SHARP (FY 2015); Excludes Regents universities, students, part-time employees, classified temporary employees and unclassified/non-benefit eligible temporary employees.



**Source:** SHARP (FY 2015); Excludes Regents universities, students, part-time, classified temporary employees and unclassified/non-benefit eligible temporary employees.

**Number of Employees by Length of Service FY 2015**



**Source:** SHARP (FY 2015); Excludes Regents universities, students, classified temporary employees and unclassified/non-benefit eligible temporary employees.

State of Kansas  
**Fiscal Year 2015**  
**Section 3: Turnover**

---

### Turnover Highlights

- The statewide turnover rate for classified jobs in FY 2015 was 16.63%.
- In FY 2015, 60.55% of the total terminations of classified employees were voluntary.
- In FY 2015, 18.8% of classified terminations occurred in the first year of employment. Terminations within the first two years of employment were 36.7% of the separations from state service.

### Turnover Report information:

#### Definition of Turnover Rate:

$\text{Turnover} = \frac{\text{Terminations} * 100\%}{(\text{Begin Count} + \text{End Count}) / 2}$	<p>← Total # Terminations during FY</p> <p>← Multiplied by 100 to change decimal to percent</p> <p>← Average # of classified employees</p>
---	--

**Terminations:** Retirements and voluntary, involuntary and neutral terminations.

**Voluntary Terminations:** Resignations

**Involuntary Terminations:** Layoffs and Dismissals related to Personal Conduct, Unsatisfactory Work Performance or End of Limited Term Appointment.

**Neutral Terminations:** Death.

#### Report information:

##### Includes/Excludes:

- Classified Turnover includes Classified Regular employees only.
- Unclassified Turnover includes Unclassified Regular and Unclassified Temporary (benefits eligible only) employees.
- Includes only employees leaving state service through Retirements (RET) and Terminations (TER) (even if employee returned to state service at a later date).
- Excludes Classified Temporary employees; Unclassified Temporary employees (non-benefits eligible); employees transferring between agencies; Hires (HIR), Rehires (REH), Promotions (PRO), Demotions (DEM) or any other Action that is not coded as "RET" or "TER" in SHARP.
- Excludes Regents institutions as of FY 2015.

##### Turnover Calculation:

- **Begin Count:** The number of active (Active, Leave with Pay, Leave without Pay, Suspended) employees pulled from SHARP as of July 1, 2014 for each agency and for each job code.
- **End Count:** The number of active (Active, Leave with Pay, Leave without Pay, Suspended) employees pulled from SHARP as of June 30, 2015 for each agency and for each job code.
- **Average Employee Count:** The Begin Count added to the End Count, and divided by 2.
- **Voluntary Terminations:** Resignation made by employee's choice. See list below.
- **Involuntary Terminations:** Termination made by employer's choice. See list below.

- Neutral Terminations: Resignation incurred by incumbent's death. Reason code of "DEA".
- Retirements: Resignation incurred by employee's retirement. Reason code of "REG".
- Total Terminations: The sum total of all Retirements and all types of Terminations.
- Turnover Percentage: Total Terminations divided by Average Employee Count, multiplied by 100 to change decimal to a percent.

Termination Actions Used in these Reports:

Action	Reason	Description	Turnover Type
TER	CON	Personal Conduct	Involuntary
TER	ELT	End of Limited Term	Involuntary
TER	HSP	Term-Hospital Authority EE's	Involuntary
TER	IPD	Inability perform Position Duties	Involuntary
TER	LA1	Layoff - Shortage of Work/Fund	Involuntary
TER	LA2	Layoff - Incumbent Returns from Leave	Involuntary
TER	LA3	Layoff - Incumbent Returns Per CSB	Involuntary
TER	LA4	Layoff - Other	Involuntary
TER	LA5	Layoff - Agency Closure	Involuntary
TER	LA6	Layoff - Probationary EE	Involuntary
TER	LA7	Layoff - Non State Job Hire	Involuntary
TER	LIC	Lack of license/authorization	Involuntary
TER	PRB	Original Probationary Term	Involuntary
TER	PRL	Probationary – Lack of Funds	Involuntary
TER	TAF	Transfer to Affiliate (KUMC only)	Involuntary
TER	TNR	Not Reappointed/Continued	Involuntary
TER	UNS	Unsatisfactory Work Performance	Involuntary
TER	RS0	Resign - Other	Voluntary
TER	RS1	Resign - Family Reasons	Voluntary
TER	RS2	Resign - Job Abandonment	Voluntary
TER	RS3	Resign - Health Reasons	Voluntary
TER	RS4	Resign - Personal Reasons	Voluntary
TER	RS5	Resign - Other Position	Voluntary
TER	RS6	Resign - Mutual Consent	Voluntary
TER	RS7	Resign - Return to School	Voluntary
TER	RS8	Resign - Dissatisfied w/Work	Voluntary
TER	RS9	Resign - Dissatisfied w/Pay	Voluntary
TER	RSN	Resign - Insufficient Notice	Voluntary
TER	DEA	Death	Neutral

**Retirement Actions:**

Action	Reason	Description	Turnover Type
RET	REG	Regular Retirement	Voluntary

**Additional Notes:**

- Averages may not represent the totality of employment.
- Some positions may have experienced more than one termination during the report period.
- Categories (Agency/Job Title) with low employee numbers may have an "artificially inflated" turnover rate. Actual counts should be considered when examining turnover rates. Categories with a Begin Count or End Count of "0" will have an artificially inflated turnover rate.
- Job Classes/Codes that were abolished/established will show an inaccurate turnover rate due to the lack of beginning or ending counts.
- For additional explanation of Action/Reason codes, view the Action Reason Code User Guide on <http://www.da.ks.gov/sharp/>.

## Appointment of Classified Employees by Agency Fiscal Year 2015

Agy #	Agency Name	Hires	Rehires	Promotions	Demotions	Transfers
039	Ks Dept for Aging & Disab Svs	9	8			3
058	Kansas Human Rights Commission			3		1
083	Kansas Bureau of Investigation	5	4	29		17
105	State Board of Healing Arts	1				
143	Corporation Commission	4		3		2
173	Department of Administration	13	10	23	3	3
177	Ellsworth Correctional Fclty	49	14	42	3	11
195	El Dorado Correctional Fclty	126	24	64	7	27
206	Emergency Medical Services	3	1	1		
234	Fire Marshal		1			
264	Dept of Health & Environment	6	1	5	2	
276	Department of Transportation	134	46	273	21	31
280	Highway Patrol	26	5	60	1	42
288	Kansas Historical Society	3		1		
300	Dept of Commerce	13	5	2	3	5
313	Hutchinson Correctional Fclty	95	31	75	6	54
328	Indigents Defense Svcs St Bd	1	3	2		
352	Kansas Juvenile Correct. Cmplx	48	4	5	1	3
363	Kansas Neurological Institute	34	26	9	1	2
365	Ks Pblc Employees Retirmnt Sys	2		5		2
373	Kansas State Fair Board	3		2		
400	Lansing Correctional Facility	126	25	99	10	24
408	Larned Corr Mental Hlth Fclty	42	7	24	2	3
410	Larned State Hospital	115	47	50	16	159
412	Larned Juvenile Correct.Facil.	15	20	6	3	3
434	State Library			1		
450	The Kansas Lottery				1	
482	Board of Nursing	2				
494	Osawatomie State Hospital	57	21	8		5
507	Parsons St Hosp & Trng Center	29	57	10	1	4
521	Department of Corrections	14	7	12	5	10
522	KS Correctional Industries	2		6		1
553	Kansas Racing & Gaming Comm	3	3	3		1
565	Department of Revenue	26	31	64	4	7
581	Norton Correctional Facility	42	5	34	1	10
604	School for the Blind	1		2		2
610	School for the Deaf	3	1		1	1
625	Securities Comm of Kansas			2		
629	Dept for Children and Families	150	95	111	28	59
652	Department of Education	3	4	2		2

**Appointment of Classified Employees by Agency cont.  
Fiscal Year 2015**

<b>Agy #</b>	<b>Agency Name</b>	<b>Hires</b>	<b>Rehires</b>	<b>Promotions</b>	<b>Demotions</b>	<b>Transfers</b>
660	Topeka Correctional Facility	49	14	33	6	10
694	Veterans Commission	38	37	24	1	27
710	KS Wildlife, Parks & Tourism	14	13	9		2
712	Winfield Correctional Facility	24	5	27	3	10

**Source:** SHARP (FY 2015); Excludes Unclassified, temporary, regents and student employees. Table does not show agencies with zero classified appointments or that do not have classified employees.



## Separation of Classified Employees by Agency Fiscal Year 2015

Agy #	Agency Name	Avg # of Employees	Terminations				Total Separations
			Retirements	Involuntary	Neutral	Voluntary	
034	Adjutant General	24.5	1	0	0	0	1
039	Ks Dept for Aging & Disab Svs	141.5	10	1	0	21	32
046	Kansas Dept of Agriculture	111.5	7	1	1	4	13
058	Kansas Human Rights Commission	15.5	2	0	0	0	2
083	Kansas Bureau of Investigation	182	6	0	0	13	19
094	Bank Commissioner	3	0	0	0	0	0
100	Board of Barbering	0	0	0	0	0	0
102	Behavioral Sciences Reg Board	3	0	0	0	0	0
105	State Board of Healing Arts	33	0	0	0	1	1
143	Corporation Commission	99.5	2	1	2	1	6
149	Board of Cosmetology	8.5	0	0	0	1	1
159	Department of Credit Unions	0.5	0	0	0	0	0
167	Dental Board	1	0	0	0	0	0
173	Department of Administration	279	12	2	0	9	23
177	Ellsworth Correctional Fclty	206.5	4	9	0	37	50
178	Office of Adminstratv Hearings	3	0	0	0	0	0
195	El Dorado Correctional Fclty	454	15	35	1	85	136
204	Board of Mortuary Arts	2	0	0	0	0	0
206	Emergency Medical Services	11	0	1	0	1	2
234	Fire Marshal	31.5	1	1	0	3	5
264	Dept of Health & Environment	484.5	26	8	0	23	57
270	Hlth Care Stabilization Fund B	2	0	0	0	0	0
276	Department of Transportation	1810.5	63	27	1	164	255
280	Highway Patrol	690	36	4	2	23	65
288	Kansas Historical Society	65.5	6	0	1	4	11
296	Department of Labor	183.5	11	4	1	4	20
300	Dept of Commerce	130	4	3	1	20	28
313	Hutchinson Correctional Fclty	462.5	8	23	0	99	130
328	Indigents Defense Svcs St Bd	54	1	1	0	3	5
331	Insurance Department	5	2	0	0	0	2
352	Kansas Juvenile Correct. Cmplx	206	3	21	0	24	48
363	Kansas Neurological Institute	418.5	11	21	2	37	71
365	Ks Pblc Employees Retirmnt Sys	55	1	1	0	4	6
373	Kansas State Fair Board	24	1	1	0	2	4
400	Lansing Correctional Facility	623.5	24	25	2	99	150
408	Larned Corr Mental Hlth Fclty	161	4	14	0	31	49
410	Larned State Hospital	626	25	30	0	166	221
412	Larned Juvenile Correct.Facil.	119	1	15	0	16	32
434	State Library	16	0	0	0	3	3
450	The Kansas Lottery	9.5	0	0	0	0	0
482	Board of Nursing	21	1	0	0	0	1
488	Optometry Board of Examiners	1	0	0	0	0	0
494	Osawatomie State Hospital	296	10	29	0	85	124
507	Parsons St Hosp & Trng Center	419	13	27	0	30	70
521	Department of Corrections	229.5	7	2	1	20	30

**Separation of Classified Employees by Agency cont.  
Fiscal Year 2015**

Agy #	Agency Name	Avg # of Employees	Terminations				Total Separations
			Retirements	Involuntary	Neutral	Voluntary	
522	KS Correctional Industries	42.5	2	1	0	2	5
531	Board of Pharmacy	4.5	0	0	0	1	1
543	Real Estate Appraisal Board	1	0	0	0	0	0
549	Real Estate Commission	4	0	1	0	0	1
553	Kansas Racing & Gaming Comm	52	2	0	0	2	4
555	Rainbow Mental Health Facility	0	0	0	0	0	0
561	Board of Regents	2.5	0	0	0	0	0
562	Court of Tax Appeals	7.5	0	1	0	0	1
565	Department of Revenue	770	19	7	0	36	62
581	Norton Correctional Facility	241.5	7	6	0	43	56
604	School for the Blind	14.5	0	1	0	1	2
610	School for the Deaf	28	2	1	0	3	6
625	Securities Comm of Kansas	8	0	0	0	0	0
629	Dept for Children and Families	1985.5	85	40	3	214	342
652	Department of Education	117	6	0	0	7	13
660	Topeka Correctional Facility	222	7	16	0	23	46
663	Technical Professions St Bd	1.5	2	0	0	1	3
670	State Treasurer	2.5	1	0	0	0	1
671	Pooled Money Investment Board	1	0	0	0	0	0
694	Veterans Commission	284.5	4	18	2	44	68
709	Kansas Water Office	12	1	0	0	0	1
710	KS Wildlife, Parks & Tourism	360.5	13	0	0	16	29
712	Winfield Correctional Facility	193.5	13	5	1	14	33
<b>Total</b>		<b>13,079</b>	<b>482</b>	<b>404</b>	<b>21</b>	<b>1,440</b>	<b>2,347</b>
<b>FY 2015 % of Total Separations</b>			<b>20.54%</b>	<b>17.21%</b>	<b>0.89%</b>	<b>61.35%</b>	
<b>FY 2014 % of Total Separations</b>			<b>20.24%</b>	<b>15.69%</b>	<b>1.30%</b>	<b>62.76%</b>	
<b>FY 2013 % of Total Separations</b>			<b>20.98%</b>	<b>14.60%</b>	<b>1.53%</b>	<b>62.89%</b>	
<b>FY 2012 % of Total Separations</b>			<b>39.84%</b>	<b>10.42%</b>	<b>0.89%</b>	<b>48.84%</b>	
<b>FY 2011 % of Total Separations</b>			<b>28.29%</b>	<b>14.12%</b>	<b>1.62%</b>	<b>55.97%</b>	
<b>FY 2010 % of Total Separations</b>			<b>26.44%</b>	<b>16.30%</b>	<b>1.82%</b>	<b>55.44%</b>	
<b>FY 2009 % of Total Separations</b>			<b>20.50%</b>	<b>17.63%</b>	<b>2.24%</b>	<b>59.68%</b>	

**Source:** SHARP (FY 2009-2015); Excludes unclassified, temporary, and student employees. Excludes Regents institutions as of FY 2015. Agencies without classified employees are excluded from this table. NOTE: The high percentage of retirements in FY 2012 was due to the Voluntary Retirement Incentive Program (VRIP).

## Classified Employees Turnover by Agency Fiscal Years 2006-2015

Agy #	Agency Name	Avg # Ees FY 2015	Turnover Rate									
			FY 2015	FY 2014	FY 2013	FY 2012	FY 2011	FY 2010	FY 2009	FY 2008	FY 2007	FY 2006
028	Accountancy, Board of	N/A	N/A	N/A	0.00%	0.00%	0.00%	200.00%	100.00%	0.00%	0.00%	0.00%
034	Adjutant General	24.5	4.10%	7.02%	9.38%	8.70%	7.79%	0.00%	8.00%	22.78%	14.12%	11.49%
039	Aging & Disability Services, Dept of	141.5	11.70%	17.91%	25.69%	17.29%	27.44%	11.30%	9.71%	14.79%	10.83%	12.20%
046	Agriculture, Kansas Dept of	111.5	12.90%	17.66%	9.90%	11.76%	8.05%	7.27%	10.09%	6.46%	12.31%	7.35%
055	Animal Health Department	N/A	N/A	N/A	N/A	N/A	50.00%	8.16%	11.32%	10.53%	0.00%	11.32%
058	Human Rights Commission, Kansas	15.5	12.90%	5.71%	5.13%	4.88%	0.00%	17.02%	7.27%	3.45%	0.00%	18.87%
082	Attorney General	N/A	N/A	N/A	N/A	N/A	N/A	N/A	0.00%	200.00%	0.00%	0.00%
083	Kansas Bureau of Investigation	182	10.40%	8.09%	8.22%	8.24%	7.78%	9.18%	6.27%	5.59%	3.25%	7.61%
094	Bank Commissioner	3	0.00%	42.86%	14.46%	14.67%	7.74%	9.03%	7.64%	10.67%	17.69%	5.63%
100	Barbering, Board of	0.5	N/A	0.00%	0.00%	0.00%	0.00%	100.00%	0.00%	0.00%	0.00%	0.00%
102	Behavioral Sciences Reg Board	3	0.00%	0.00%	33.33%	0.00%	0.00%	20.00%	0.00%	0.00%	0.00%	22.22%
105	Healing Arts, State Bd of	33	3.00%	6.15%	12.50%	3.17%	16.13%	12.90%	9.68%	0.00%	11.76%	20.00%
143	Corporation Commission	99.5	6.00%	7.93%	4.86%	7.72%	7.41%	5.05%	4.33%	6.57%	7.38%	9.59%
149	Cosmetology, Board of	8.5	11.80%	21.05%	20.00%	10.00%	10.00%	10.00%	19.05%	9.09%	28.57%	20.00%
159	Credit Unions, Dept of	0.5	0.00%	0.00%	16.67%	27.27%	18.18%	0.00%	20.00%	0.00%	57.14%	0.00%
167	Dental Board	1	0.00%	0.00%	0.00%	0.00%	0.00%	0.00%	0.00%	50.00%	0.00%	0.00%
171	Health Policy Authority, Kansas	N/A	N/A	N/A	N/A	N/A	34.29%	7.55%	9.05%	15.26%	7.80%	2.24%
173	Administration, Dept of	279	8.20%	8.07%	10.05%	10.50%	9.85%	8.99%	6.89%	8.01%	6.32%	10.13%
175	Housing Resources Corp, Ks	N/A	N/A	N/A	N/A	N/A	N/A	0.00%	0.00%	9.52%	23.26%	14.04%
177	Elsworth Correctional Fclty	206.5	24.20%	25.96%	26.25%	21.80%	19.86%	18.14%	17.54%	17.33%	12.06%	21.81%
178	Administrative Hearings, Office of	3	0.00%	18.18%	0.00%	13.33%	0.00%	0.00%	0.00%	N/A	N/A	N/A
195	El Dorado Correctional Fclty	454	30.00%	23.93%	16.20%	19.03%	19.18%	15.48%	24.54%	30.80%	33.45%	30.80%
204	Mortuary Arts, Board of	2	0.00%	50.00%	0.00%	50.00%	0.00%	0.00%	0.00%	0.00%	0.00%	0.00%
206	Emergency Medical Services	11	18.20%	17.39%	7.69%	0.00%	8.70%	8.00%	0.00%	16.67%	9.09%	0.00%
234	Fire Marshal	31.5	15.90%	18.67%	15.38%	20.25%	13.95%	17.58%	8.51%	6.32%	8.70%	4.35%
264	Health & Environment, Dept of	484.5	11.80%	9.85%	7.41%	12.40%	8.79%	6.62%	8.70%	8.92%	9.61%	11.56%
270	Health Care Stabilization Fund	2	0.00%	0.00%	0.00%	0.00%	0.00%	18.18%	20.00%	0.00%	40.00%	0.00%
276	Transportation, Dept of	1810.5	14.10%	11.41%	13.03%	13.96%	8.79%	7.66%	7.05%	9.33%	10.53%	10.46%
280	Highway Patrol	690	9.40%	8.90%	6.13%	7.99%	6.66%	5.61%	3.72%	6.39%	6.50%	7.34%
288	Historical Society, Kansas	65.5	16.80%	5.63%	10.53%	13.33%	12.43%	6.38%	11.76%	10.19%	7.48%	11.93%
296	Labor, Dept of	183.5	10.90%	6.09%	9.24%	30.87%	13.78%	7.13%	5.31%	9.82%	15.69%	9.75%
300	Commerce, Dept of	130	21.50%	11.76%	22.01%	21.28%	21.88%	15.26%	14.29%	26.29%	18.93%	14.22%
313	Hutchinson Correctional Fclty	462.5	28.10%	28.33%	22.08%	23.16%	22.78%	21.14%	18.60%	18.72%	21.65%	17.27%
325	Beloit Juvenile Correctional Facility	N/A	N/A	N/A	N/A	N/A	N/A	168.63%	23.42%	20.17%	29.06%	40.88%
328	Indigents Defense Svcs St Bd	54	9.30%	5.26%	5.08%	6.72%	4.96%	7.87%	7.52%	7.52%	9.23%	13.64%
331	Insurance Department	5	40.00%	0.00%	0.00%	63.64%	12.12%	0.00%	5.26%	10.26%	4.76%	12.00%
350	Juvenile Justice Authority	N/A	N/A	N/A	0.00%	12.12%	15.79%	19.51%	4.76%	15.00%	31.82%	4.17%
352	Kansas Juvenile Correct. Cmplx	206	23.30%	23.06%	26.21%	27.84%	29.61%	37.44%	35.48%	26.85%	30.66%	28.00%
355	Atchison Juvenile Correctional Fac	N/A	N/A	N/A	N/A	N/A	N/A	127.54%	29.37%	28.38%	31.71%	
359	Arts Commission, Kansas	N/A	N/A	N/A	N/A	N/A	240.00%	0.00%	50.00%	16.67%	54.55%	15.38%
363	Kansas Neurological Institute	418.5	17.00%	20.51%	14.41%	25.64%	14.42%	14.45%	12.23%	11.64%	15.07%	12.84%
365	Ks Public Employees Retirmnt System	55	10.90%	6.62%	7.04%	12.03%	10.29%	8.76%	5.93%	9.23%	7.75%	12.21%
373	Fair Board, Kansas State	24	16.70%	12.50%	4.26%	8.89%	17.78%	8.89%	13.33%	0.00%	13.64%	14.29%
400	Lansing Correctional Facility	623.5	24.10%	18.61%	15.08%	18.88%	13.67%	15.40%	19.55%	21.70%	20.94%	22.51%

## Classified Employees Turnover by Agency Fiscal Years 2006-2015

Agy #	Agency Name	Avg # Ees FY 2015	Turnover Rate									
			FY 2015	FY 2014	FY 2013	FY 2012	FY 2011	FY 2010	FY 2009	FY 2008	FY 2007	FY 2006
408	Larned Corr Mental Hlth Fclty	161	30.40%	26.06%	23.42%	22.49%	26.97%	30.47%	21.47%	14.29%	18.97%	17.00%
410	Larned State Hospital	626	35.30%	34.78%	28.39%	30.82%	22.24%	20.02%	18.64%	22.74%	23.12%	18.20%
412	Larned Juvenile Correct.Facil.	119	26.90%	32.00%	19.51%	24.89%	26.56%	21.77%	18.75%	21.79%	19.84%	16.92%
434	State Library	16	18.80%	5.13%	5.13%	16.55%	5.13%	5.13%	5.00%	5.00%	9.76%	0.00%
450	Lottery, Kansas	9.5	0.00%	10.00%	9.23%	12.35%	0.00%	4.88%	7.14%	4.71%	2.53%	10.39%
482	Nursing, Board of	21	4.80%	9.76%	0.00%	11.11%	5.41%	5.56%	15.79%	5.26%	10.53%	10.26%
488	Optometry Board of Examiners	1	0.00%	0.00%	0.00%	0.00%	0.00%	0.00%	0.00%	0.00%	0.00%	0.00%
494	Osawatomie State Hospital	296	41.90%	29.87%	19.84%	25.96%	18.96%	20.08%	17.19%	26.33%	28.37%	22.35%
507	Parsons St Hosp & Trng Center	419	16.70%	18.12%	12.93%	16.10%	10.43%	10.83%	7.14%	10.89%	9.99%	16.80%
521	Corrections, Dept of	229.5	13.10%	12.96%	10.73%	13.06%	10.33%	7.68%	6.77%	10.43%	9.28%	11.83%
522	KS Correctional Industries	42.5	11.80%	N/A	N/A	N/A	N/A	N/A	N/A	N/A	N/A	N/A
531	Pharmacy, Board of	4.5	22.20%	0.00%	18.18%	0.00%	0.00%	0.00%	18.18%	0.00%	20.00%	18.18%
543	Real Estate Appraisal Board	1	0.00%	0.00%	0.00%	0.00%	0.00%	0.00%	0.00%	0.00%	0.00%	0.00%
549	Real Estate Commission	4	25.00%	18.18%	14.29%	11.76%	11.11%	10.53%	0.00%	10.53%	10.00%	10.00%
553	Racing & Gaming Commission, KS	52	7.70%	13.21%	10.71%	8.42%	13.51%	2.99%	33.77%	7.14%	5.13%	5.19%
555	Rainbow Mental Health Facility	65	N/A	123.08%	58.16%	39.53%	43.35%	27.36%	18.96%	26.29%	16.04%	21.40%
561	Regents, Board of	2.5	0.00%	22.22%	0.00%	13.33%	30.00%	7.69%	6.90%	0.00%	11.11%	16.22%
562	Court of Tax Appeals	7.5	13.30%	0.00%	0.00%	8.00%	0.00%	11.76%	0.00%	10.00%	16.67%	0.00%
565	Revenue, Dept of	770	8.10%	8.71%	9.26%	14.31%	7.22%	5.32%	6.27%	6.11%	7.24%	7.89%
581	Norton Correctional Facility	241.5	23.20%	16.36%	18.44%	16.63%	13.33%	14.00%	17.57%	13.78%	12.00%	18.40%
604	School for the Blind	14.5	13.80%	38.71%	33.33%	10.00%	5.00%	0.00%	5.26%	19.51%	8.51%	12.24%
610	School for the Deaf	28	21.40%	14.04%	16.39%	11.27%	13.51%	21.92%	23.81%	10.99%	11.11%	25.81%
625	Securities Comm of Kansas	8	0.00%	0.00%	38.10%	0.00%	36.36%	0.00%	9.09%	8.89%	0.00%	10.26%
629	Children & Families, Dept for	1985.5	17.20%	18.85%	14.24%	18.37%	10.04%	9.48%	10.82%	12.40%	11.30%	11.79%
634	Conservation Commission	N/A	N/A	N/A	N/A	N/A	0.00%	0.00%	0.00%	0.00%	0.00%	0.00%
652	Education, Dept of	117	11.10%	8.87%	14.12%	11.15%	11.39%	8.70%	9.09%	10.83%	18.58%	14.41%
660	Topeka Correctional Facility	222	20.70%	19.27%	15.63%	18.44%	18.82%	16.63%	15.32%	14.67%	11.48%	18.10%
663	Technical Professions St Bd	1.5	200.00%	33.33%	0.00%	0.00%	0.00%	0.00%	0.00%	0.00%	40.00%	0.00%
670	State Treasurer	2.5	40.00%	0.00%	22.22%	0.00%	0.00%	0.00%	14.29%	0.00%	11.76%	10.53%
671	Pooled Money Investment Board	1	0.00%	50.00%	0.00%	0.00%	25.00%	25.00%	25.00%	0.00%	0.00%	0.00%
694	Veterans Commission	284.5	23.90%	22.61%	22.41%	18.98%	20.59%	23.79%	24.29%	26.29%	28.31%	27.20%
709	Water Office, Kansas	12	8.30%	7.69%	7.69%	20.63%	12.12%	5.88%	11.11%	5.26%	5.41%	5.13%
710	Wildlife, Parks, & Tourism, KS	360.5	8.00%	6.53%	7.98%	10.46%	8.02%	7.04%	3.74%	5.53%	6.67%	8.51%
712	Winfield Correctional Facility	193.5	17.10%	20.57%	13.65%	16.84%	12.34%	16.88%	15.82%	16.41%	17.77%	16.67%

**Source:** SHARP (FY 2006-2015); Excludes unclassified, temporary, regents and student employees. Agencies marked "N/A" have no classified employees or the agency has been abolished. Agencies without classified employees for the time frame shown are not included in the table. Note: Turnover is calculated based upon the average number of employees for that fiscal year.

**Unclassified Employees Turnover by Agency**  
**Fiscal Years FY 2009-2015**  
**Includes Unclassified Regular and Unclassified/Benefit Eligible Employees**

Agy #	Agency Name	Avg # Ees FY 2015	FY 2015	Turnover Rate					
				FY 2014	FY 2013	FY 2012	FY 2011	FY 2010	FY 2009
028	Accountancy, Board of	2.5	40.00%	0.00%	33.33%	0.00%	0.00%	0.00%	100.00%
034	Adjutant General	249.5	26.45%	46.95%	13.16%	17.14%	17.55%	8.83%	10.83%
039	Aging & Disability Services, Dept of	105.5	14.22%	15.69%	14.58%	15.87%	37.50%	0.00%	16.33%
046	Agriculture, Kansas Dept of	205	17.07%	14.48%	12.90%	13.45%	12.37%	9.88%	19.18%
055	Animal Health Department	N/A	N/A	N/A	N/A	N/A	0.00%	80.00%	0.00%
058	Human Rights Commission, Kansas	1.5	66.67%	66.67%	0.00%	66.67%	0.00%	50.00%	0.00%
082	Attorney General	120.5	15.77%	14.17%	10.57%	14.81%	34.67%	10.48%	11.11%
083	Kansas Bureau of Investigation	68	11.76%	7.25%	6.49%	14.38%	6.78%	9.30%	9.13%
094	Bank Commissioner	98.5	11.17%	8.47%	5.17%	4.26%	4.76%	15.38%	0.00%
100	Barbering, Board of	2.5	40.00%	0.00%	0.00%	0.00%	0.00%	50.00%	50.00%
102	Behavioral Sciences Reg Board	6	0.00%	0.00%	18.18%	0.00%	25.00%	0.00%	0.00%
105	Healing Arts, State Bd of	16.5	12.12%	7.41%	8.00%	24.00%	32.00%	14.81%	10.00%
122	Citizens Utility Ratepayer Bd	5	0.00%	18.18%	0.00%	18.18%	0.00%	16.67%	0.00%
143	Corporation Commission	90	13.33%	26.90%	18.60%	28.07%	19.54%	16.00%	12.94%
149	Cosmetology, Board of	5	0.00%	28.57%	0.00%	0.00%	100.00%	0.00%	0.00%
159	Credit Unions, Dept of	10.5	57.14%	0.00%	0.00%	0.00%	0.00%	0.00%	0.00%
167	Dental Board	1.5	0.00%	0.00%	0.00%	100.00%	0.00%	0.00%	0.00%
171	Health Policy Authority, Kansas	N/A	N/A	N/A	N/A	N/A	34.78%	8.60%	8.51%
173	Administration, Dept of	210	9.05%	6.87%	13.56%	19.16%	21.92%	2.95%	8.55%
175	Housing Resources Corp, Ks	N/A	N/A	N/A	N/A	N/A	N/A	28.57%	15.56%
177	Ellsworth Correctional Fclty	3	0.00%	66.67%	0.00%	0.00%	40.00%	0.00%	33.33%
178	Administrative Hearings, Office of	6	0.00%	0.00%	0.00%	0.00%	0.00%	0.00%	0.00%
195	El Dorado Correctional Fclty	6	0.00%	0.00%	25.00%	0.00%	0.00%	28.57%	0.00%
204	Mortuary Arts, Board of	1	0.00%	0.00%	0.00%	0.00%	0.00%	0.00%	0.00%
206	Emergency Medical Services	1	0.00%	100.00%	0.00%	0.00%	0.00%	100.00%	0.00%
234	Fire Marshal	22.5	17.78%	30.77%	18.18%	0.00%	100.00%	0.00%	66.67%
247	KS Governmental Ethics Comm	8	0.00%	25.00%	12.50%	13.33%	26.67%	0.00%	11.76%
252	Governor	33.5	17.91%	14.71%	13.89%	18.42%	49.32%	16.90%	28.57%
264	Health & Environment, Dept of	499.5	15.02%	14.11%	13.54%	18.08%	12.69%	13.97%	14.90%
270	Health Care Stabilization Fund	16.5	12.12%	0.00%	0.00%	0.00%	0.00%	8.70%	28.57%
276	Transportation, Dept of	596.5	9.72%	9.63%	18.02%	7.21%	8.55%	8.33%	10.34%
280	Highway Patrol	52	17.31%	6.74%	12.66%	20.78%	12.82%	7.50%	10.00%
288	Historical Society, Kansas	5	20.00%	0.00%	0.00%	0.00%	50.00%	0.00%	40.00%
296	Labor, Dept of	212.5	16.94%	14.92%	20.63%	28.39%	60.66%	11.46%	31.07%
300	Commerce, Dept of	117.5	20.43%	15.17%	28.24%	15.60%	9.30%	10.34%	3.51%
313	Hutchinson Correctional Fclty	5	0.00%	0.00%	22.22%	0.00%	28.57%	0.00%	0.00%
325	Beloit Juvenile Correctional Facility	N/A	N/A	N/A	N/A	N/A	N/A	0.00%	66.67%
328	Indigents Defense Svcs St Bd	109.5	19.18%	13.57%	13.51%	14.41%	14.29%	10.71%	15.18%
331	Insurance Department	107	29.91%	13.97%	5.26%	6.36%	11.32%	10.28%	3.74%
349	Judicial Council	5	20.00%	0.00%	25.00%	0.00%	54.55%	0.00%	12.50%
350	Juvenile Justice Authority	N/A	N/A	N/A	47.62%	34.78%	35.71%	0.00%	7.02%
352	Kansas Juvenile Correct. Cmplx	7.5	26.67%	42.11%	27.27%	50.00%	28.57%	34.78%	19.05%
355	Atchison Juvenile Correctional Fac	N/A	N/A	N/A	N/A	N/A	N/A	300.00%	28.57%
359	Arts Commission, Kansas	N/A	N/A	N/A	N/A	0.00%	100.00%	0.00%	0.00%
360	Kansas, Inc.	N/A	N/A	N/A	N/A	N/A	133.33%	0.00%	33.33%
363	Kansas Neurological Institute	8	0.00%	46.15%	15.38%	0.00%	15.38%	0.00%	0.00%
365	Ks Public Employees Retirmt System	47	17.02%	0.00%	15.79%	17.65%	22.86%	0.00%	5.56%
371	Technology Enterprise Corp, Kansas	N/A	N/A	N/A	N/A	N/A	111.11%	40.00%	34.78%
373	Fair Board, Kansas State	1	0.00%	0.00%	0.00%	0.00%	0.00%	0.00%	0.00%
400	Lansing Correctional Facility	5.5	18.18%	22.22%	28.57%	0.00%	0.00%	0.00%	0.00%

**Unclassified Employees Turnover by Agency cont.**  
**Fiscal Years FY 2009-2015**  
**Includes Unclassified Regular and Unclassified/Benefit Eligible Employees**

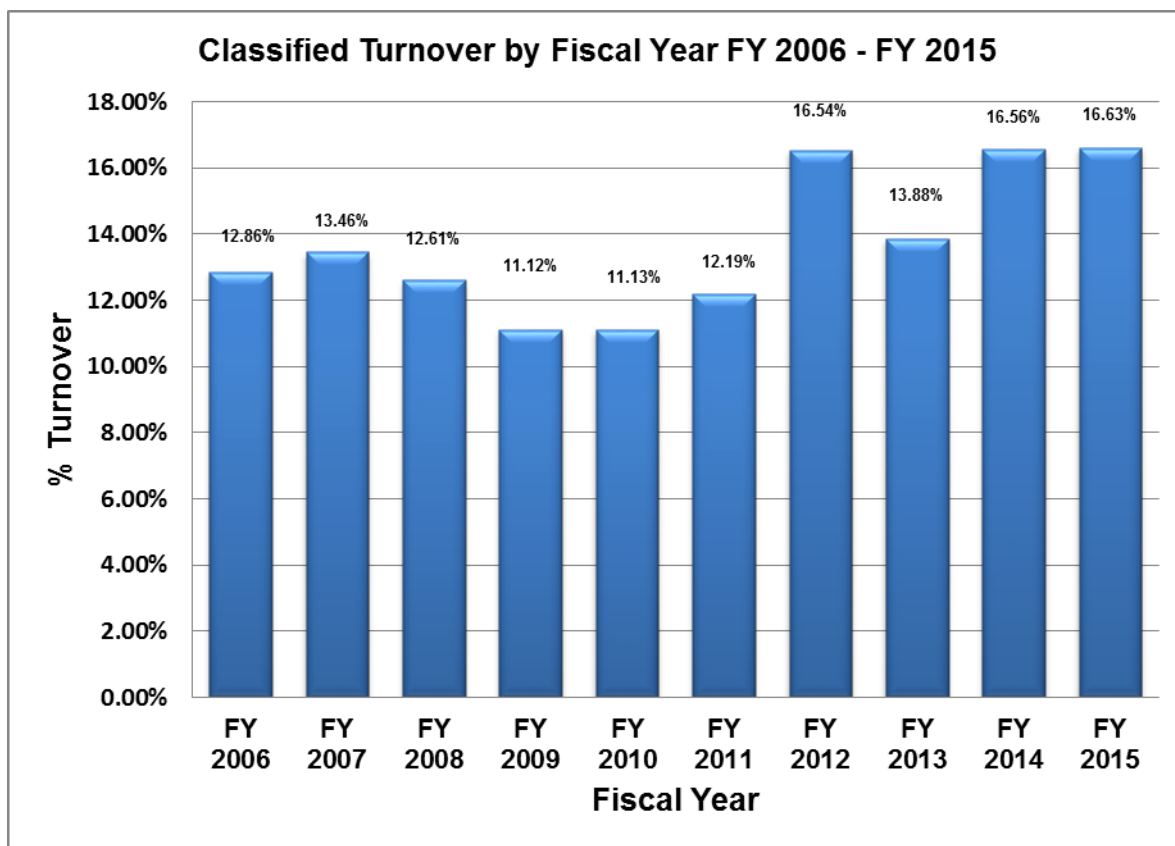
Agy #	Agency Name	Avg # Ees FY 2015	Turnover Rate						
			FY 2015	FY 2014	FY 2013	FY 2012	FY 2011	FY 2010	FY 2009
408	Larned Corr Mental Hlth Fclty	2.5	40.00%	0.00%	0.00%	0.00%	80.00%	0.00%	0.00%
410	Larned State Hospital	53	39.62%	36.36%	56.82%	44.16%	30.99%	44.16%	40.96%
412	Larned Juvenile Correct.Facil.	6	0.00%	0.00%	33.33%	9.52%	0.00%	8.33%	16.67%
422	Legislative Coordinating Council	8	12.50%	25.00%	12.50%	31.58%	9.09%	0.00%	0.00%
425	Legislative Research Dept	41.5	14.46%	12.35%	23.81%	9.30%	16.28%	9.52%	12.35%
428	Legislature	85.5	11.70%	5.24%	38.14%	7.54%	20.36%	3.03%	4.95%
434	State Library	13	0.00%	10.00%	10.53%	52.63%	35.29%	11.76%	40.00%
446	Lieutenant Governor	N/A	N/A	N/A	0.00%	0.00%	57.14%	120.00%	0.00%
450	Lottery, Kansas	74	6.76%	11.57%	10.10%	12.05%	10.96%	0.00%	5.19%
482	Nursing, Board of	3	0.00%	28.57%	0.00%	25.00%	0.00%	33.33%	0.00%
488	Optometry Board of Examiners	N/A	N/A	0.00%	0.00%	200.00%	0.00%	0.00%	N/A
494	Osawatimie State Hospital	33	45.45%	32.73%	16.33%	30.43%	4.17%	23.53%	3.77%
507	Parsons St Hosp & Trng Center	16.5	18.18%	0.00%	16.67%	0.00%	18.18%	0.00%	0.00%
521	Corrections, Dept of	155.5	11.58%	10.88%	14.57%	25.87%	25.35%	6.90%	13.45%
522	Correctional Industries, Kansas	11	9.09%	20.00%	0.00%	0.00%	0.00%	0.00%	0.00%
523	Parole Board, Kansas	N/A	N/A	N/A	N/A	N/A	66.67%	33.33%	0.00%
529	KS Comm Peach Officers Std & Trng	5	20.00%	0.00%	0.00%	18.18%	0.00%	0.00%	25.00%
531	Pharmacy, Board of	5	20.00%	25.00%	28.57%	0.00%	0.00%	0.00%	0.00%
540	Legislative Division of Post Audit	22	18.18%	13.95%	9.52%	18.60%	14.29%	30.30%	5.63%
543	Real Estate Appraisal Board	1	0.00%	0.00%	0.00%	0.00%	0.00%	0.00%	0.00%
549	Real Estate Commission	5	20.00%	28.57%	33.33%	0.00%	0.00%	0.00%	0.00%
553	Racing & Gaming Commission, KS	25.5	3.92%	15.69%	19.23%	22.22%	16.67%	17.65%	0.00%
555	Rainbow Mental Health Facility	N/A	N/A	66.67%	66.67%	33.33%	0.00%	40.00%	0.00%
561	Regents, Board of	56	10.71%	11.32%	15.09%	32.14%	14.81%	6.38%	2.33%
562	Court of Tax Appeals	7.5	13.33%	13.33%	23.53%	20.00%	10.00%	0.00%	0.00%
565	Revenue, Dept of	180	12.22%	8.53%	12.74%	9.52%	24.00%	8.26%	8.93%
579	Revisor of Statutes	29.5	6.78%	7.02%	7.27%	10.71%	25.00%	10.17%	6.25%
581	Norton Correctional Facility	3.5	0.00%	0.00%	0.00%	0.00%	33.33%	33.33%	0.00%
604	School for the Blind	52.5	17.14%	11.11%	5.50%	14.41%	12.39%	7.02%	6.72%
610	School for the Deaf	90.5	16.57%	13.68%	12.44%	12.50%	9.57%	12.57%	9.90%
622	Secretary of State	43	11.63%	11.76%	14.29%	15.73%	19.15%	14.43%	4.08%
625	Securities Comm of Kansas	19	0.00%	0.00%	37.04%	33.33%	50.00%	0.00%	0.00%
626	Sentencing Commission, Kansas	11	9.09%	0.00%	0.00%	10.00%	10.00%	10.00%	19.05%
629	Children & Families, Dept for	273	16.12%	16.00%	10.86%	37.35%	36.57%	9.42%	15.53%
634	Conservation Commission	N/A	N/A	N/A	N/A	N/A	0.00%	23.53%	30.00%
652	Education, Dept of	115.5	17.32%	16.17%	16.19%	17.46%	15.45%	9.57%	13.66%
660	Topeka Correctional Facility	7.5	13.33%	13.33%	0.00%	25.00%	0.00%	0.00%	11.11%
663	Technical Professions St Bd	3.5	0.00%	50.00%	0.00%	0.00%	0.00%	0.00%	50.00%
670	State Treasurer	36.5	8.22%	5.80%	23.53%	11.43%	21.21%	9.23%	0.00%
671	Pooled Money Investment Board	3.5	0.00%	0.00%	0.00%	66.67%	0.00%	0.00%	50.00%
677	Judicial Branch	1822.5	9.99%	8.26%	9.32%	7.21%	7.64%	5.53%	8.21%
694	Veterans Commission	9.5	42.11%	19.05%	20.00%	20.00%	19.05%	18.18%	16.67%
700	Brd of Veterinary Examiners	N/A	N/A	0.00%	40.00%	0.00%	0.00%	0.00%	0.00%
709	Water Office, Kansas	5	0.00%	0.00%	0.00%	0.00%	0.00%	0.00%	28.57%
710	Wildlife, Parks, & Tourism, KS	50.5	13.86%	11.11%	14.63%	12.35%	7.41%	5.48%	11.76%
712	Winfield Correctional Facility	3.5	28.57%	0.00%	0.00%	0.00%	0.00%	0.00%	0.00%

**Source:** SHARP (FY 2009-2015); Includes unclassified regular and unclassified temporary, benefit eligible employees. Excludes classified, temporary, regents, and student employees. Agencies marked "N/A" had no unclassified employees that fiscal year or the agency has been abolished. Note: Turnover is calculated based upon the average number of employees for that fiscal year.

## Agency Turnover FY 2015

Agencies with less than 10% Turnover: Classified Employees			
Excludes agencies with less than an average of 50 classified employees for FY 2015			
Agy #	Agency Name	Avg # Employees	Turnover
143	Corporation Commission	99.5	6.00%
173	Department of Administration	279	8.20%
280	Highway Patrol	690	9.40%
328	Indigents Defense Svcs St Bd	54	9.30%
553	Kansas Racing & Gaming Comm	52	7.70%
565	Department of Revenue	770	8.10%
710	KS Wildlife, Parks & Tourism	360.5	8.00%

**Source:** SHARP (FY 2015); Excludes unclassified, temporary, regents and student employees.

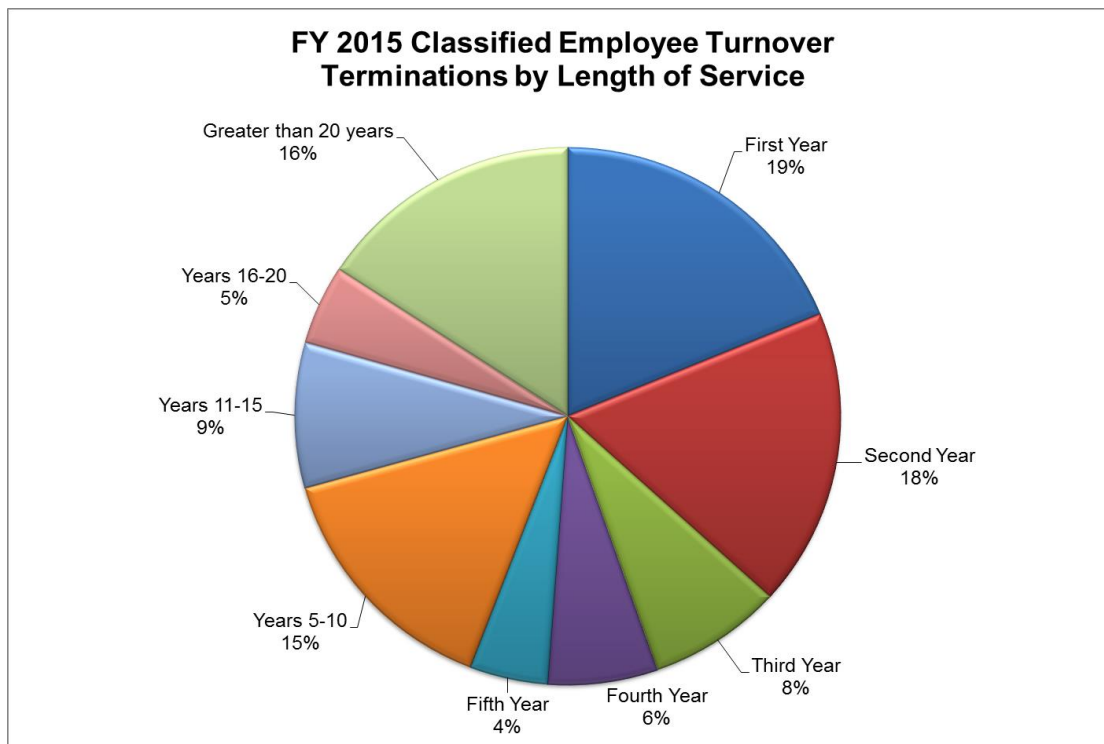


**Source:** SHARP (FY 2006-2015); Excludes unclassified, temporary, regents, and student employees. The increase in FY 2012 is primarily due to retirements. Retirements accounted for 25% of separations in FY 2011, but accounted for 40% of separations in FY 2012, most likely because of the voluntary retirement incentive program (VRIP) offered in FY 2012.

## Job Turnover FY 2015

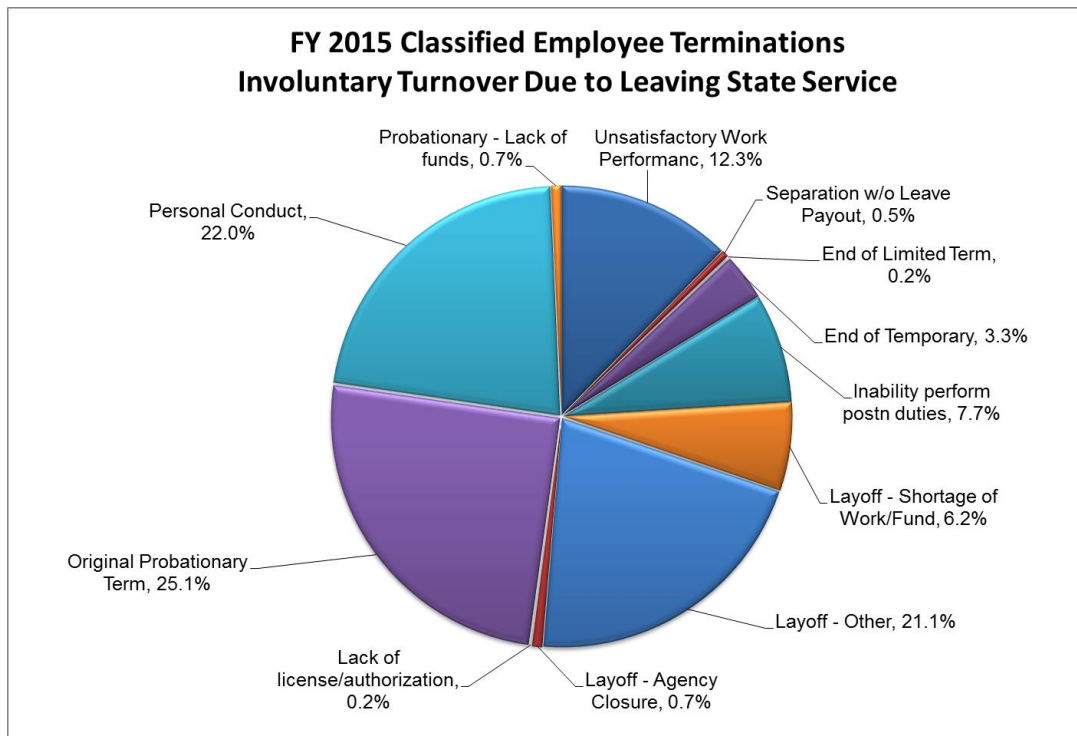
Classified Job Titles with 20% or Higher Turnover Rates in FY 2015			
Excludes trainee classes and agencies with less than an average of 50 classified employees			
Job Code	Job Title	Avg # Employees	Turnover
8109L1	Corrections Officer I (A)	634.5	60.20%
3070N3	Equipment Operator Trainee	67	55.20%
4130L1	Safety And Security Officer I	66	39.40%
5001F2	Certified Nurse Aide I	64	39.10%
4304L1	Juvenile Corrections Officer I	175.5	38.20%
5004F2	MHDD Technician	773	35.20%
7114F2	Registered Nurse Senior	153.5	35.20%
8163D2	Human Services Counselor	69	34.80%
8231A3	Health Facility Surveyor I	73.5	31.30%
7109F2	Licensed Practical Nurse Sr	81.5	30.70%
4158A6	Program Specialist I	73	26.00%
8162D2	Human Services Consultant	105	23.80%
4205D1	Social Worker Specialist	358.5	22.60%
3071N3	Equipment Operator	366	22.40%
8370F1	Activity Specialist I	52.5	21.00%
7556L1	Parole Officer I	73	20.50%
8216K1	Driver License Examiner	54	20.40%

**Source:** SHARP (FY 2015); Excludes unclassified, temporary, regents, and student employees Excludes job titles that had less than an average of 50 employees in FY 2015.

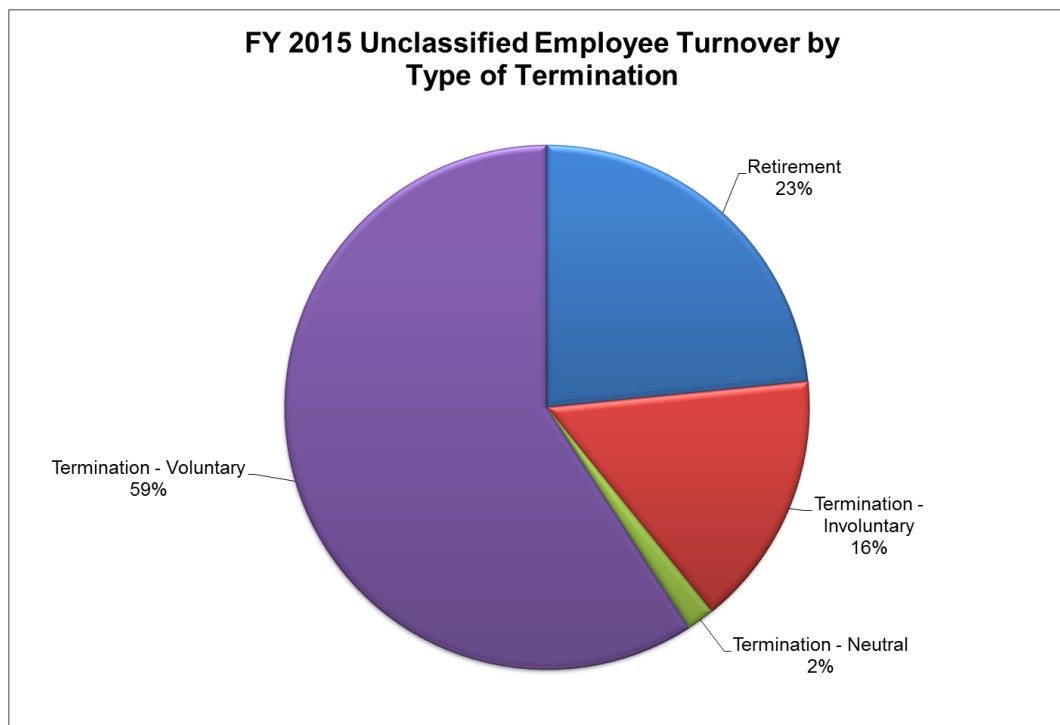


**Source:** SHARP (FY 2015); Excludes unclassified, temporary, regents, and student employees.





**Source:** SHARP (FY 2015); Excludes unclassified, temporary, regents, and student employees.



**Source:** SHARP (FY 2015); Includes unclassified, regular and unclassified temporary benefit eligible employees. Excludes classified employees, students, regents, and unclassified temporary non-benefit eligible employees.

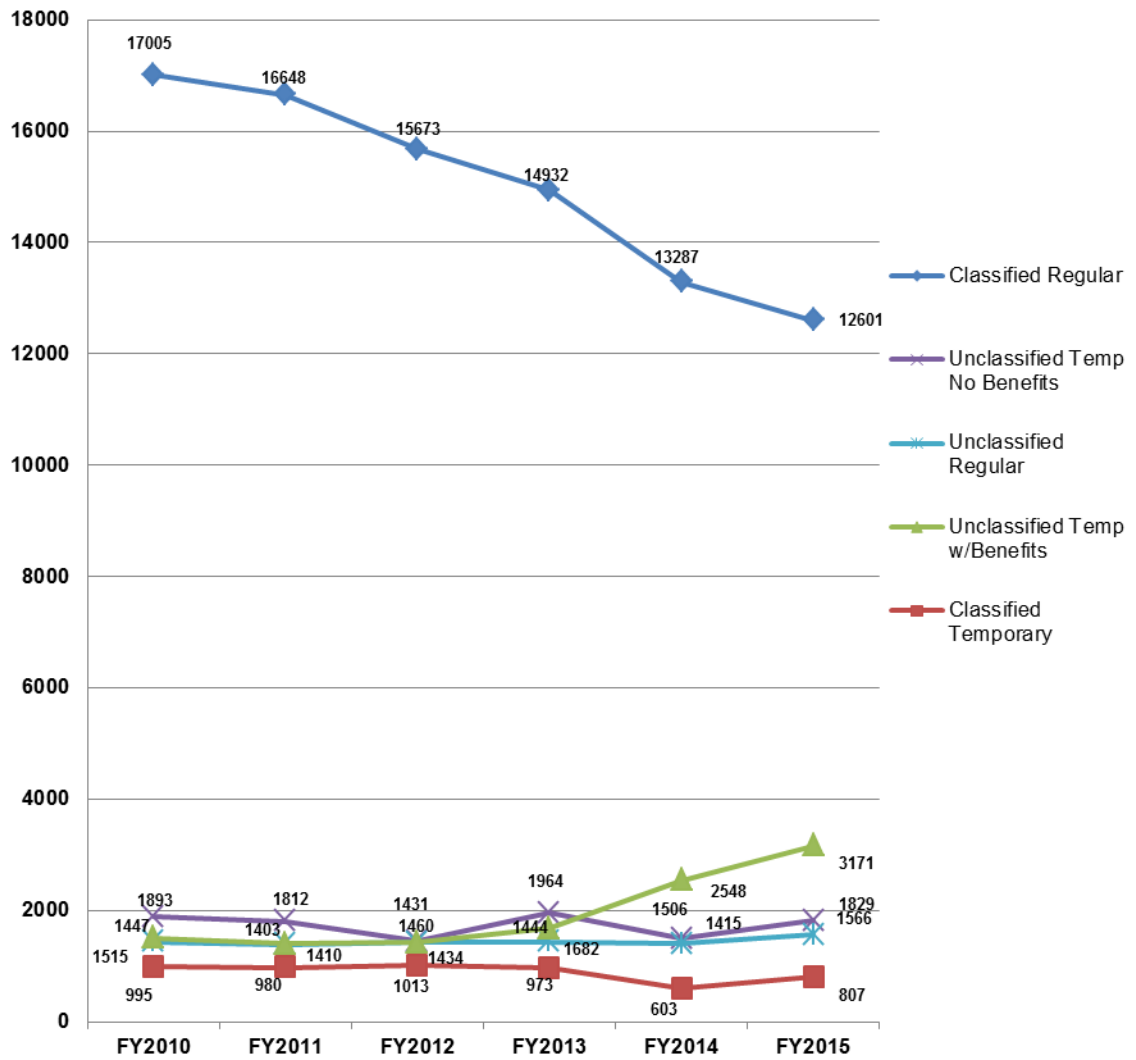
The graphs and tables that follow show changes in the workforce that occurred between FY 2010 and FY 2015. Beginning with FY 2015 data, Regents universities are no longer included. Also, a decision to modify how some of the data was collected may cause variances from previous reports.

- The number of classified regular employees continues to decrease. The number of Executive Branch employees, including non-benefits eligible, decreased 12.6% from FY 2010 – FY 2015.
- The number of unclassified temporary benefits eligible employees in the Executive Branch more than doubled from FY 2010 – FY 2015.
- The number of Judicial Branch employees increased just over 2% from FY 2010 to FY 2015.
- The number of Legislative Branch employees increased 2.6% from FY 2010 to FY 2015.
- These job codes are excluded from data for Human Services agencies in FY 2015:

036000 – Member of a Home

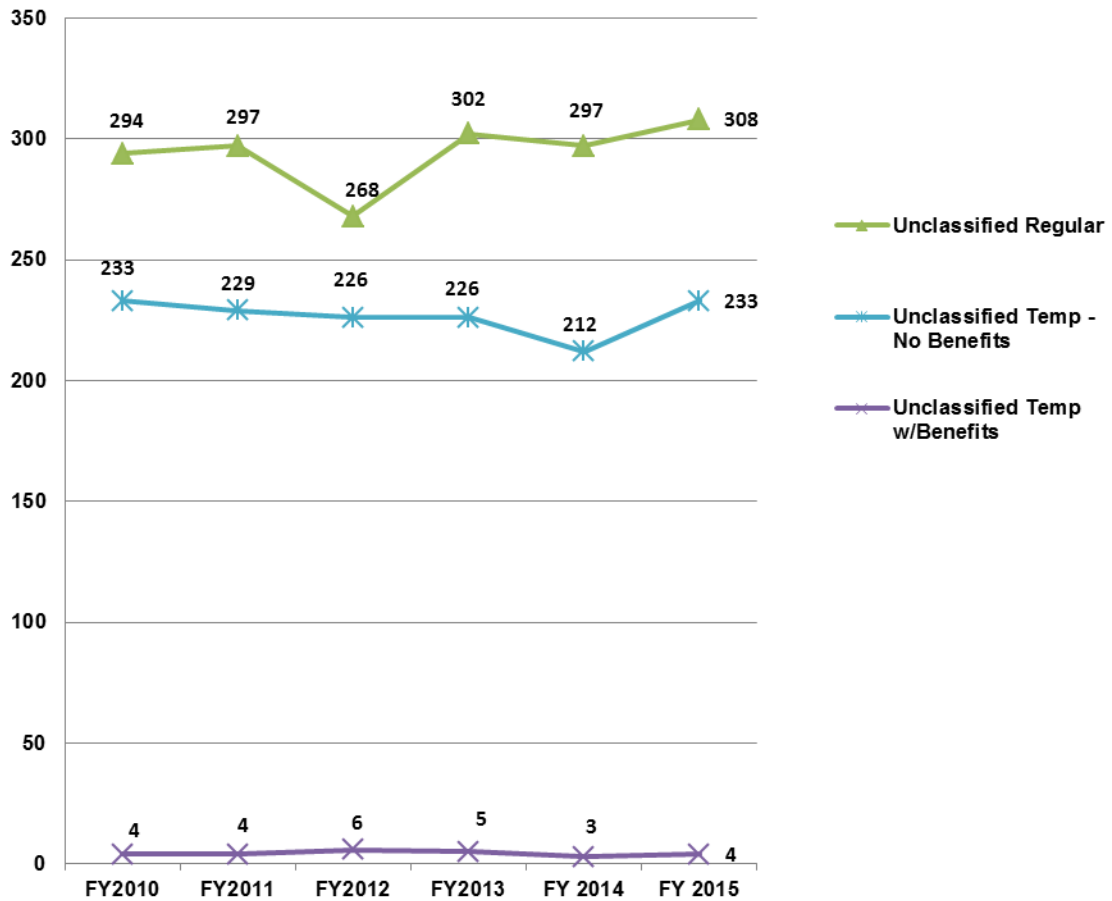
035500 – Resident Worker

**Number of Employees, by Type of Employee, By Fiscal Year**  
**Executive Branch: Excludes Regents**



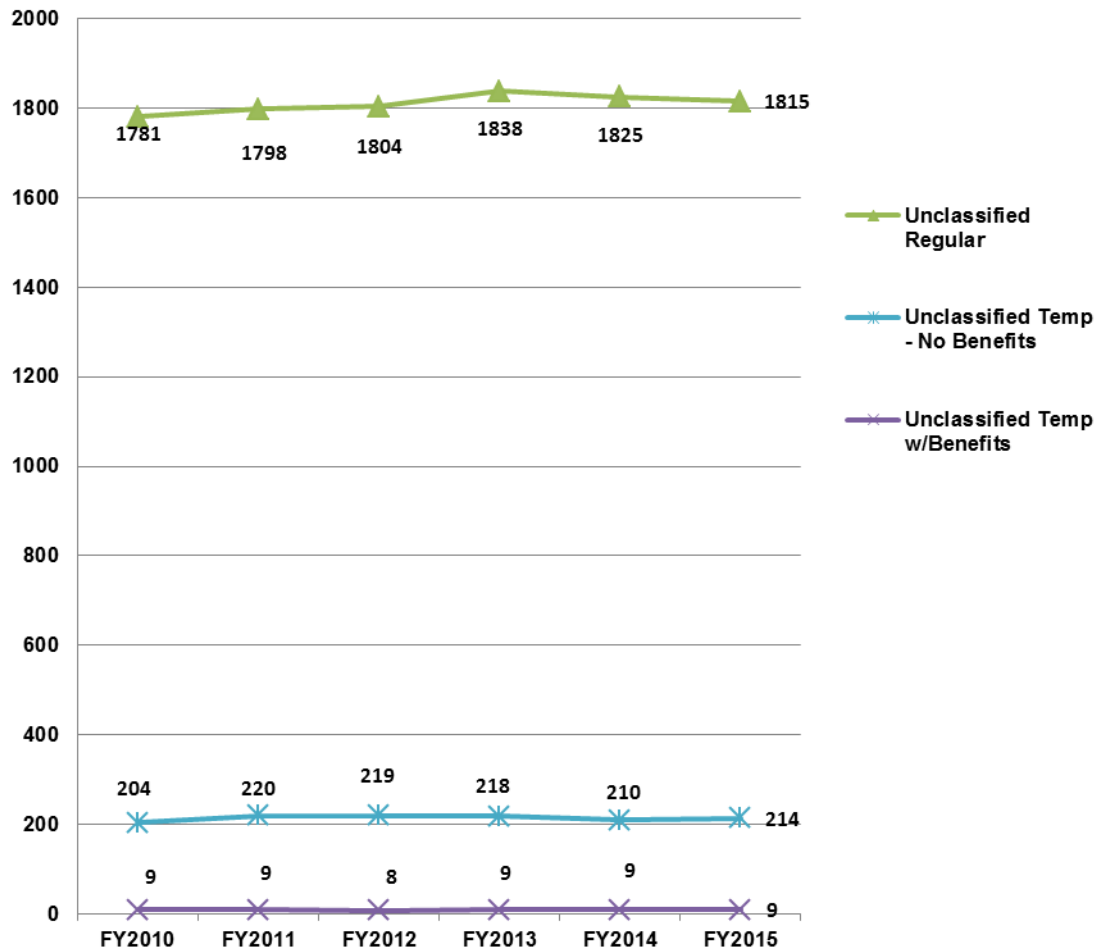
**Source:** SHARP (FY 2010-FY 2015); Includes Executive Branch employees only; Excludes Regents universities.

**Number of Employees, by Type of Employee, By Fiscal Year  
Legislative Branch**



**Source:** SHARP (FY2010-FY2015); Includes Legislative Branch employees only.

**Number of Employees, by Type of Employee, By Fiscal Year  
Judicial Branch Only**



**Source:** SHARP (FY2010-FY2015); Includes Judicial Branch employees only.

## Number of Classified Regular Employees: FY 2010 - FY 2015

Agency	Agency Name	Fiscal Year						FY10-15
		2010	2011	2012	2013	2014	2015	+/-
016	Abstractors, Board of Examiners	0	0	0	0	0	0	0
028	Accountancy, Board of	1	1	0	0	0	0	-1
034	Adjutant General	40	37	32	29	26	23	-17
039	Aging and Disability Services, Kansas Dept for	148	129	125	177	149	128	-20
046	Agriculture, Department of	254	268	259	226	127	96	-158
055	Animal Health Department	24	0	0	0	0	0	-24
058	Human Rights Commission, Kansas	21	21	58	19	16	15	-6
082	Attorney General	0	0	0	0	0	0	0
083	Investigation, Kansas Bureau of	148	186	177	188	183	181	33
094	Bank Commissioner, Office of the State	77	77	73	10	4	2	-75
100	Barbering, Board of	1	1	1	1	0	0	-1
102	Behavioral Sciences Regulatory Board	5	3	3	3	3	3	-2
105	Healing Arts, Board of	31	31	32	30	29	33	2
122	Citizens' Utility Ratepayer Board	0	0	0	0	0	0	0
143	Corporation Commission, Kansas	136	132	126	121	106	93	-43
149	Cosmetology, Board of	10	10	11	10	9	8	-2
159	Credit Unions, Department of	11	11	11	1	1	0	-11
167	Dental Board	2	2	2	2	1	1	-1
171	Health Policy Authority	105	0	0	0	0	0	-105
173	Administration, Department of	479	476	440	396	296	261	-218
177	Ellsworth Correctional Facility	210	213	213	214	202	210	0
178	Administrative Hearings, Office Of	8	8	7	8	3	3	-5
195	El Dorado Correctional Facility	411	422	402	444	452	454	43
204	Mortuary Arts, Board of	2	2	2	2	2	2	0
206	Emergency Medical Services Board	12	11	13	13	10	12	0
234	Fire Marshal	45	41	38	40	35	28	-17
247	Ethics Commission, Kansas Gov	0	0	0	0	0	0	0
252	Governor, Office of the	0	2	1	1	0	0	0
264	Health and Environment, Department of	690	740	668	634	546	423	-267
266	Hearing Aid Examiners, Bd of	0	0	0	0	0	0	0
270	Heath Care Stabilization Fund Bd of Gov	6	6	6	3	3	1	-5
276	Transportation, Kansas Department of	2,696	2,737	2,640	2,408	1,898	1729	-967
280	Highway Patrol	797	764	737	732	709	673	-124
288	Historical Society, State	92	85	77	73	69	61	-31
291	Home Inspector's Registration Bd	0	0	0	0	0	0	0
296	Labor, Department of	391	348	252	258	208	158	-233
300	Commerce & Housing, Department of	251	201	180	136	138	122	-129
313	Hutchinson Correctional Facility	501	491	480	465	465	459	-42
325	Beloit Juvenile Correctional Facility	0	0	0	0	0	0	0
328	Indigents Defense Services Board	62	59	59	58	56	52	-10
331	Insurance Department	18	15	8	7	5	4	-14
349	Judicial Council	0	0	0	0	0	0	0
350	Juvenile Justice Authority	19	19	15	15	0	0	-19
352	Juvenile Correctional Complex	225	214	213	212	198	206	-19
359	Arts Commission, Kansas	5	0	0	0	0	0	-5
360	Kansas, Inc.	0	0	0	0	0	0	0
363	Neurological Institute, Kansas	508	477	460	444	424	413	-95
365	Kansas Public Employees Ret Sys	68	68	64	76	75	35	-33
371	Technology Enterprise Corp, Kansas	0	0	0	0	0	0	0

**Number of Classified Regular Employees: FY 2010 - FY 2015 cont.**

Agency	Agency Name	Fiscal Year						FY10-15
		2010	2011	2012	2013	2014	2015	+/-
373	Fair, Kansas State	23	22	23	24	21	24	1
400	Lansing Correctional Facility	656	646	648	621	629	617	-39
408	Larned Correctional Mental Health Facility	184	172	172	168	163	159	-25
410	Larned State Hospital	809	754	706	710	655	594	-215
412	Larned Juvenile Correctional Facility	121	119	110	130	117	120	-1
422	Legislative Coordinating Council	0	0	0	0	0	0	0
425	Legislative Research Department	0	0	0	0	0	0	0
428	Legislature	0	0	0	0	0	0	0
434	Library, State	19	18	19	20	19	13	-6
446	Lieutenant Governor, Office of the	0	0	0	0	0	0	0
450	Lottery, Kansas	41	45	36	29	11	8	-33
482	Nursing, Board of	18	19	18	20	21	21	3
488	Optometry, Board of Examiners	0	1	1	1	1	1	1
494	Osawatomie State Hospital	380	369	333	312	318	269	-111
507	Parsons State Hospital and Training Center	444	436	414	414	412	424	-20
521	Corrections, Department of	220	206	197	202	231	225	5
522	Correctional Industries	50	47	43	45	45	40	-10
523	Parole Board, Kansas	0	0	0	0	0	0	0
529	Peace Officers, Stds and Trng	0	0	0	0	0	0	0
531	Pharmacy, Board of	6	6	6	5	5	4	-2
540	Legislative Division of Post Audit	0	0	0	0	0	0	0
543	Real Estate Appraisal Board	1	1	1	1	1	1	0
549	Real Estate Commission, Kansas	9	9	8	7	5	3	-6
553	Racing & Gaming Commission, Kansas	36	39	57	55	38	54	18
555	Rainbow Mental Health Facility	108	95	79	68	0	0	-108
561	Regents, Board of	12	8	7	6	3	2	-10
562	Tax Appeals, Court of	8	8	8	8	8	7	-1
565	Revenue, Department of	958	954	859	810	783	758	-200
579	Revisor of Statutes	0	0	0	0	0	0	0
581	Norton Correctional Facility	218	247	246	239	247	236	18
604	Blind, School for the	20	20	18	14	15	14	-6
610	Deaf, School for the	36	38	34	28	28	27	-9
622	Secretary of State	0	0	0	0	0	0	0
625	Securities Commissioner, Office of the	20	13	14	8	8	8	-12
626	Sentencing Commission, Kansas	0	0	0	0	0	0	0
629	Children and Families, Kansas Dept for	2,862	2,807	2,534	2,315	1,987	1893	-969
634	Conservation Commission, State	4	0	0	0	0	0	-4
652	Education, Department of	143	138	132	123	120	110	-33
660	Topeka Correctional Facility	215	208	213	217	216	229	14
663	Technical Professions, Board of	3	3	3	3	3	0	-3
670	Treasurer, State	6	6	5	5	3	2	-4
671	Pooled Money Investment Bd	4	4	3	3	1	1	-3
677	Judicial Branch	0	0	0	0	0	0	0
694	Veterans' Affairs, Commission on	269	275	271	288	278	289	20
700	Veterinary Examiners, Board of	0	0	0	0	0	0	0
709	Water Office, Kansas	17	16	12	13	13	11	-6
710	Wildlife and Parks, Department of	392	405	376	373	352	358	-34
712	Winfield Correctional Facility	195	194	189	197	185	193	-2
Total		17,017	16,656	15,680	14,938	13,390	12,601	-4413

**Source:** SHARP (FY2010-FY2015); Includes Classified Regular Employees only. Excludes Regents universities.

**Note:** The following agencies were abolished or merged with other agencies during this time period: Animal Health Dept: FY2012, Arts Commission: FY 2012, Atchison Juvenile Correctional Facility: FY 2010, Beloit Juvenile Correctional Facility: FY 2010, Conservation Commission: FY 2012, Development Finance Authority: FY 2011, Health Policy Authority: FY 2012, Housing Resources Corporation: FY 2011, Kansas Inc: FY 2012, Parole Board: FY 2012, Technology Enterprise Corp FY 2012.

## Number of Unclassified Regular Employees: FY 2010 - FY 2015

Agency	Agency Name	Fiscal Year						FY10-15
		2010	2011	2012	2013	2014	2015	+/-
016	Abstractors, Board of Examiners	0	0	0	0	0	0	0
028	Accountancy, Board of	1	1	1	1	1	1	0
034	Adjutant General	148	143	143	137	135	105	-43
039	Aging and Disability Services, Kansas Dept	10	10	10	16	17	21	11
046	Agriculture, Department of	12	20	20	18	22	23	11
055	Animal Health Department	1	0	0	0	0	0	-1
058	Human Rights Commission, Kansas	2	2	1	1	2	1	-1
082	Attorney General	100	99	98	105	103	107	7
083	Investigation, Kansas Bureau of	5	4	7	7	6	7	2
094	Bank Commissioner, Office of the State	17	18	22	87	89	86	69
100	Barbering, Board of	1	1	1	1	1	1	0
102	Behavioral Sciences Regulatory Board	3	3	2	3	1	1	-2
105	Healing Arts, Board of	13	12	12	12	11	12	-1
122	Citizens' Utility Ratepayer Board	6	6	5	6	4	5	-1
143	Corporation Commission, Kansas	62	61	65	65	57	73	11
149	Cosmetology, Board of	1	1	1	1	1	1	0
159	Credit Unions, Department of	1	1	1	10	11	9	8
167	Dental Board	1	1	1	1	1	1	0
171	Health Policy Authority	138	0	0	0	0	0	-138
173	Administration, Department of	21	22	21	19	20	18	-3
177	Ellsworth Correctional Facility	0	0	2	2	2	2	2
178	Administrative Hearings, Office Of	1	1	1	1	1	1	0
195	El Dorado Correctional Facility	1	1	3	4	4	4	3
204	Mortuary Arts, Board of	1	1	1	1	1	1	0
206	Emergency Medical Services Board	1	1	1	1	1	1	0
234	Fire Marshal	2	2	2	1	5	6	4
247	Ethics Commission, Kansas Gov	8	7	8	8	8	8	0
252	Governor, Office of the	32	38	37	28	29	33	1
264	Health and Environment, Department of	11	121	104	95	94	96	85
266	Hearing Aid Examiners, Bd of	0	0	0	0	0	0	0
270	Heath Care Stabilization Fund Bd of Gov	12	12	12	15	15	17	5
276	Transportation, Kansas Department of	12	11	12	12	12	11	-1
280	Highway Patrol	7	6	5	5	5	4	-3
288	Historical Society, State	1	1	1	1	1	1	0
291	Home Inspector's Registration Bd	0	0	0	0	0	0	0
296	Labor, Department of	30	29	30	30	25	27	-3
300	Commerce & Housing, Department of	11	10	9	4	6	6	-5
313	Hutchinson Correctional Facility	0	0	1	1	1	1	1
325	Beloit Juvenile Correctional Facility	1	0	0	0	0	0	-1
328	Indigents Defense Services Board	103	108	109	109	81	109	6
331	Insurance Department	106	106	113	112	102	100	-6
349	Judicial Council	7	4	4	4	4	5	-2
350	Juvenile Justice Authority	9	6	4	2	0	0	-9
352	Juvenile Correctional Complex	2	1	2	2	2	2	0
359	Arts Commission, Kansas	1	0	0	0	0	0	-1
360	Kansas, Inc.	2	0	0	0	0	0	-2
363	Neurological Institute, Kansas	3	2	2	3	3	6	3
365	Kansas Public Employees Ret Sys	17	16	17	19	20	59	42
371	Technology Enterprise Corp, Kansas	9	0	0	0	0	0	-9



### Number of Unclassified Regular Employees: FY 2010 - FY 2015 cont.

Agency	Agency Name	Fiscal Year						FY10-15
		2010	2011	2012	2013	2014	2015	+/-
373	Fair, Kansas State	1	1	1	1	1	1	0
400	Lansing Correctional Facility	1	1	3	3	4	4	3
408	Larned Correctional Mental Health Facility	1	1	2	2	2	2	1
410	Larned State Hospital	21	21	15	16	14	13	-8
412	Larned Juvenile Correctional Facility	2	2	1	1	2	2	0
422	Legislative Coordinating Council	11	11	9	8	8	8	-3
425	Legislative Research Department	39	39	37	38	38	40	1
428	Legislature	196	197	201	208	203	210	14
434	Library, State	1	1	1	1	1	1	0
446	Lieutenant Governor, Office of the	4	3	3	4	0	0	-4
450	Lottery, Kansas	37	34	37	34	47	51	14
482	Nursing, Board of	2	3	2	3	3	2	0
488	Optometry, Board of Examiners	0	0	0	0	0	0	0
494	Osawatomie State Hospital	19	17	15	17	29	37	18
507	Parsons State Hospital and Training Center	6	5	5	6	15	20	14
521	Corrections, Department of	13	14	14	14	15	15	2
522	Correctional Industries	0	0	0	0	0	0	0
523	Parole Board, Kansas	3	0	0	0	0	0	-3
529	Peace Officers, Stds and Trng	5	6	5	7	4	5	0
531	Pharmacy, Board of	1	1	1	1	1	1	0
540	Legislative Division of Post Audit	20	22	21	21	20	22	2
543	Real Estate Appraisal Board	1	1	1	1	1	1	0
549	Real Estate Commission, Kansas	2	2	2	1	1	1	-1
553	Racing & Gaming Commission, Kansas	17	17	26	23	23	25	8
555	Rainbow Mental Health Facility	5	6	5	4	0	0	-5
561	Regents, Board of	45	45	46	53	52	56	11
562	Tax Appeals, Court of	10	10	10	8	6	7	-3
565	Revenue, Department of	29	29	31	32	32	32	3
579	Revisor of Statutes	28	28	28	27	28	28	0
581	Norton Correctional Facility	1	1	0	2	2	2	1
604	Blind, School for the	56	57	54	56	51	53	-3
610	Deaf, School for the	92	96	95	87	87	85	-7
622	Secretary of State	47	45	41	41	45	40	-7
625	Securities Commissioner, Office of the	10	10	14	12	14	18	8
626	Sentencing Commission, Kansas	8	8	8	7	8	8	0
629	Children and Families, Kansas Dept for	29	33	27	22	21	21	-8
634	Conservation Commission, State	7	0	0	0	0	0	-7
652	Education, Department of	35	37	36	35	33	35	0
660	Topeka Correctional Facility	1	0	2	2	2	2	1
663	Technical Professions, Board of	2	2	2	2	2	2	0
670	Treasurer, State	32	34	36	33	30	36	4
671	Pooled Money Investment Bd	2	1	2	2	3	4	2
677	Judicial Branch	1,774	1,794	1,800	1,834	1,821	1810	36
694	Veterans' Affairs, Commission on	5	5	4	5	5	3	-2
700	Veterinary Examiners, Board of	3	3	3	3	0	0	-3
709	Water Office, Kansas	3	3	3	3	3	3	0
710	Wildlife and Parks, Department of	8	8	6	7	8	11	3
712	Winfield Correctional Facility	0	0	0	0	0	0	0
Total		3568	3543	3546	3637	3589	3689	121

**Source:** SHARP (FY2010-FY2015); Includes Unclassified Regular Employees only. Excludes Regents universities.

**Note:** The following agencies were abolished or merged with other agencies during this time period: Animal Health Dept: FY2012, Arts Commission: FY 2012, Atchison Juvenile Correctional Facility: FY 2010, Beloit Juvenile Correctional Facility: FY 2010, Conservation Commission: FY 2012, Development Finance Authority: FY 2011, Health Policy Authority: FY 2012, Housing Resources Corporation: FY 2011, Kansas Inc: FY 2012, Parole Board: FY 2012, Technology Enterprise Corp FY 2012

## Number of Unclassified Temporary Benefits Eligible Employees: FY 2010 - FY 2015

Agency	Agency Name	Fiscal Year						FY10-15
		2010	2011	2012	2013	2014	2015	+/-
016	Abstractors, Board of Examiners	0	0	0	0	0	0	0
028	Accountancy, Board of	1	1	2	2	2	1	0
034	Adjutant General	254	264	260	254	129	131	-123
039	Aging and Disability Services, Kansas Dept for	14	14	15	38	65	95	81
046	Agriculture, Department of	28	38	39	76	165	193	165
055	Animal Health Department	1	0	0	0	0	0	-1
058	Human Rights Commission, Kansas	0	0	0	0	0	0	0
082	Attorney General	18	9	6	15	14	14	-4
083	Investigation, Kansas Bureau of	99	68	72	66	59	64	-35
094	Bank Commissioner, Office of the State	4	3	4	3	8	12	8
100	Barbering, Board of	1	1	1	1	2	1	0
102	Behavioral Sciences Regulatory Board	0	2	2	3	5	5	5
105	Healing Arts, Board of	0	0	0	0	1	6	6
122	Citizens' Utility Ratepayer Board	0	0	0	0	0	0	0
143	Corporation Commission, Kansas	25	25	20	22	11	23	-2
149	Cosmetology, Board of	0	0	1	2	3	5	5
159	Credit Unions, Department of	0	0	0	0	0	1	1
167	Dental Board	0	0	0	0	0	1	1
171	Health Policy Authority	0	0	0	0	0	0	0
173	Administration, Department of	109	67	59	79	169	211	102
177	Ellsworth Correctional Facility	3	2	1	1	1	1	-2
178	Administrative Hearings, Office Of	0	0	0	0	5	5	5
195	El Dorado Correctional Facility	3	2	1	1	1	3	0
204	Mortuary Arts, Board of	0	0	0	0	0	0	0
206	Emergency Medical Services Board	0	0	0	0	0	0	0
234	Fire Marshal	0	0	0	2	13	21	21
247	Ethics Commission, Kansas Gov	0	0	0	0	0	0	0
252	Governor, Office of the	1	1	1	3	3	2	1
264	Health and Environment, Department of	228	240	258	265	347	461	233
266	Hearing Aid Examiners, Bd of	0	0	0	0	0	0	0
270	Heath Care Stabilization Fund Bd of Gov	0	0	0	0	0	1	1
276	Transportation, Kansas Department of	48	45	42	42	555	615	567
280	Highway Patrol	32	33	34	37	44	51	19
288	Historical Society, State	3	3	4	4	4	4	1
291	Home Inspector's Registration Bd	0	0	0	0	0	0	0
296	Labor, Department of	183	124	122	129	165	203	20
300	Commerce & Housing, Department of	49	60	63	91	108	115	66
313	Hutchinson Correctional Facility	4	3	3	3	4	4	0
325	Beloit Juvenile Correctional Facility	0	0	0	0	0	0	0
328	Indigents Defense Services Board	10	3	1	1	1	1	-9
331	Insurance Department	0	0	0	0	0	0	0
349	Judicial Council	0	0	0	0	0	0	0
350	Juvenile Justice Authority	22	19	20	14	0	0	-22
352	Juvenile Correctional Complex	10	8	8	9	6	5	-5
359	Arts Commission, Kansas	1	0	0	0	0	0	-1
360	Kansas, Inc.	1	0	0	0	0	0	-1
363	Neurological Institute, Kansas	3	5	4	3	3	4	1
365	Kansas Public Employees Ret Sys	1	1	1	1	5	9	8
371	Technology Enterprise Corp, Kansas	0	0	0	0	0	0	0

## Number of Unclassified Temporary Benefits Eligible Employees: FY 2010 - FY 2015 cont.

Agency	Agency Name	Fiscal Year					FY10-15	
		2010	2011	2012	2013	2014	2015	+/-
373	Fair, Kansas State	0	0	0	0	0	0	0
400	Lansing Correctional Facility	3	3	0	0	1	2	-1
408	Larned Correctional Mental Health Facility	2	1	0	0	0	1	-1
410	Larned State Hospital	15	14	27	29	39	39	24
412	Larned Juvenile Correctional Facility	10	11	8	4	4	4	-6
422	Legislative Coordinating Council	0	0	0	0	0	0	0
425	Legislative Research Department	4	4	6	4	2	3	-1
428	Legislature	0	0	0	0	0	0	0
434	Library, State	7	8	8	8	10	14	7
446	Lieutenant Governor, Office of the	0	0	0	0	0	0	0
450	Lottery, Kansas	2	0	11	17	23	26	24
482	Nursing, Board of	1	1	1	1	0	1	0
488	Optometry, Board of Examiners	1	1	0	0	0	0	-1
494	Osawatomie State Hospital	6	6	8	8	0	0	-6
507	Parsons State Hospital and Training Center	0	0	0	0	0	0	0
521	Corrections, Department of	97	86	83	114	132	148	51
522	Correctional Industries	0	0	0	0	8	14	14
523	Parole Board, Kansas	0	0	0	0	0	0	0
529	Peace Officers, Stds and Trng	0	0	0	0	0	0	0
531	Pharmacy, Board of	1	2	3	2	3	4	3
540	Legislative Division of Post Audit	0	0	0	0	1	0	0
543	Real Estate Appraisal Board	0	0	0	0	0	0	0
549	Real Estate Commission, Kansas	0	0	1	3	2	5	5
553	Racing & Gaming Commission, Kansas	1	1	1	1	0	0	-1
555	Rainbow Mental Health Facility	0	0	0	0	0	0	0
561	Regents, Board of	5	13	11	1	1	2	-3
562	Tax Appeals, Court of	0	0	0	0	0	0	0
565	Revenue, Department of	34	33	33	59	131	163	129
579	Revisor of Statutes	0	0	0	1	0	1	1
581	Norton Correctional Facility	2	2	1	1	1	2	0
604	Blind, School for the	0	0	0	0	0	1	1
610	Deaf, School for the	0	0	1	9	4	4	4
622	Secretary of State	1	1	1	1	0	1	0
625	Securities Commissioner, Office of the	0	0	0	0	3	2	2
626	Sentencing Commission, Kansas	2	2	2	2	2	3	1
629	Children and Families, Kansas Dept for	57	56	69	119	165	318	261
634	Conservation Commission, State	0	0	0	0	0	0	0
652	Education, Department of	70	90	86	86	77	85	15
660	Topeka Correctional Facility	8	8	6	6	5	6	-2
663	Technical Professions, Board of	0	0	0	0	0	3	3
670	Treasurer, State	0	0	0	0	0	0	0
671	Pooled Money Investment Bd	0	0	0	0	0	0	0
677	Judicial Branch	9	9	8	9	9	9	0
694	Veterans' Affairs, Commission on	6	5	5	5	7	5	-1
700	Veterinary Examiners, Board of	0	0	0	0	0	0	0
709	Water Office, Kansas	1	1	2	2	1	2	1
710	Wildlife and Parks, Department of	30	35	31	35	30	44	14
712	Winfield Correctional Facility	2	2	2	3	3	4	2
Totals		1,533	1,436	1,459	1,697	2,562	3,184	1651

**Source:** SHARP (FY2010-FY2015); Includes Unclassified Temporary/Benefit Eligible Employees only. Excludes Regents universities.

**Note:** The following agencies were abolished or merged with other agencies during this time period: Animal Health Dept: FY2012, Arts Commission: FY 2012, Atchison Juvenile Correctional Facility: FY 2010, Beloit Juvenile Correctional Facility: FY 2010, Conservation Commission: FY 2012, Development Finance Authority: FY 2011, Health Policy Authority: FY 2012, Housing Resources Corporation: FY 2011, Kansas Inc: FY 2012, Parole Board: FY 2012, Technology Enterprise Corp FY 2012.

## Number of Classified Temporary Employees: FY 2010 - FY 2015

Agency	Agency Name	Fiscal Year						FY10-15
		2010	2011	2012	2013	2014	2015	+/-
016	Abstractors, Board of Examiners	1	1	1	1	1	1	0
028	Accountancy, Board of	1	0	0	0	0	0	-1
034	Adjutant General	1	3	1	0	0	0	-1
039	Aging and Disability Services, Kansas Dept for	2	1	4	2	2	1	-1
046	Agriculture, Department of	7	8	6	4	7	0	-7
055	Animal Health Department	0	0	0	0	0	0	0
058	Human Rights Commission, Kansas	0	0	0	0	0	0	0
082	Attorney General	0	0	0	0	0	0	0
083	Investigation, Kansas Bureau of	0	0	0	0	0	0	0
094	Bank Commissioner, Office of the State	1	2	0	0	0	0	-1
100	Barbering, Board of	0	0	0	0	0	0	0
102	Behavioral Sciences Regulatory Board	0	0	1	1	0	0	0
105	Healing Arts, Board of	2	1	2	3	1	4	2
122	Citizens' Utility Ratepayer Board	0	0	0	0	0	0	0
143	Corporation Commission, Kansas	0	2	2	1	1	2	2
149	Cosmetology, Board of	3	2	2	3	3	1	-2
159	Credit Unions, Department of	1	0	0	0	0	0	-1
167	Dental Board	0	0	0	0	0	0	0
171	Health Policy Authority	11	0	0	0	0	0	-11
173	Administration, Department of	2	1	3	5	0	2	0
177	Ellsworth Correctional Facility	0	0	2	3	4	2	2
178	Administrative Hearings, Office Of	1	1	1	1	0	1	0
195	El Dorado Correctional Facility	4	3	3	0	0	1	-3
204	Mortuary Arts, Board of	0	0	0	0	0	0	0
206	Emergency Medical Services Board	16	15	0	1	1	1	-15
234	Fire Marshal	0	0	1	1	2	1	1
247	Ethics Commission, Kansas Gov	0	0	0	0	0	0	0
252	Governor, Office of the	0	0	0	0	0	0	0
264	Health and Environment, Department of	10	9	18	15	0	0	-10
266	Hearing Aid Examiners, Bd of	0	0	2	2	0	1	1
270	Heath Care Stabilization Fund Bd of Gov	0	0	0	0	0	0	0
276	Transportation, Kansas Department of	66	79	102	70	77	32	-34
280	Highway Patrol	60	50	55	51	39	48	-12
288	Historical Society, State	58	62	51	45	40	44	-14
291	Home Inspector's Registration Bd	0	0	0	0	0	0	0
296	Labor, Department of	14	4	2	0	0	0	-14
300	Commerce & Housing, Department of	20	17	13	7	4	3	-17
313	Hutchinson Correctional Facility	1	0	0	0	0	0	-1
325	Beloit Juvenile Correctional Facility	0	0	0	0	0	0	0
328	Indigents Defense Services Board	3	0	1	1	1	1	-2
331	Insurance Department	0	0	0	0	0	0	0
349	Judicial Council	0	0	0	0	0	0	0
350	Juvenile Justice Authority	0	0	0	1	0	0	0
352	Juvenile Correctional Complex	0	2	1	0	0	0	0
359	Arts Commission, Kansas	0	0	0	0	0	0	0
360	Kansas, Inc.	0	0	0	0	0	0	0
363	Neurological Institute, Kansas	11	8	5	4	5	5	-6
365	Kansas Public Employees Ret Sys	8	10	9	8	8	5	-3
371	Technology Enterprise Corp, Kansas	0	0	0	0	0	0	0

### Number of Classified Temporary Employees: FY 2010 - FY 2015 cont.

Agency	Agency Name	Fiscal Year						FY10-15
		2010	2011	2012	2013	2014	2015	+/-
373	Fair, Kansas State	2	2	2	1	1	1	-1
400	Lansing Correctional Facility	1	1	1	2	3	1	0
408	Larned Correctional Mental Health Facility	0	1	0	0	0	0	0
410	Larned State Hospital	10	6	29	22	21	27	17
412	Larned Juvenile Correctional Facility	1	1	1	1	0	0	-1
422	Legislative Coordinating Council	0	0	0	0	0	0	0
425	Legislative Research Department	0	0	0	0	0	0	0
428	Legislature	0	0	0	0	0	0	0
434	Library, State	0	0	0	0	0	0	0
446	Lieutenant Governor, Office of the	0	0	0	0	0	0	0
450	Lottery, Kansas	3	3	0	2	4	2	-1
482	Nursing, Board of	2	1	1	1	1	1	-1
488	Optometry, Board of Examiners	0	0	0	0	0	0	0
494	Osawatimie State Hospital	17	11	19	19	7	43	26
507	Parsons State Hospital and Training Center	17	23	31	40	38	28	11
521	Corrections, Department of	1	1	0	0	0	1	0
522	Correctional Industries	0	0	0	0	0	0	0
523	Parole Board, Kansas	0	0	0	0	0	0	0
529	Peace Officers, Stds and Trng	0	0	0	0	0	0	0
531	Pharmacy, Board of	1	1	1	0	1	4	3
540	Legislative Division of Post Audit	0	0	0	0	0	0	0
543	Real Estate Appraisal Board	0	0	0	0	0	0	0
549	Real Estate Commission, Kansas	2	1	1	0	1	1	-1
553	Racing & Gaming Commission, Kansas	0	0	0	0	0	0	0
555	Rainbow Mental Health Facility	19	7	7	3	0	0	-19
561	Regents, Board of	0	0	0	0	0	0	0
562	Tax Appeals, Court of	0	0	0	0	0	0	0
565	Revenue, Department of	118	174	93	187	192	150	32
579	Revisor of Statutes	0	0	0	0	0	0	0
581	Norton Correctional Facility	0	0	0	0	0	0	0
604	Blind, School for the	4	5	3	3	2	2	-2
610	Deaf, School for the	4	0	0	0	0	0	-4
622	Secretary of State	0	0	0	0	0	0	0
625	Securities Commissioner, Office of the	0	1	1	1	3	0	0
626	Sentencing Commission, Kansas	0	0	0	0	0	0	0
629	Children and Families, Kansas Dept for	8	17	24	22	17	39	31
634	Conservation Commission, State	0	0	0	0	0	0	0
652	Education, Department of	4	4	3	2	3	5	1
660	Topeka Correctional Facility	0	1	0	0	0	1	1
663	Technical Professions, Board of	0	0	0	0	0	0	0
670	Treasurer, State	0	0	0	0	0	0	0
671	Pooled Money Investment Bd	0	0	0	0	0	0	0
677	Judicial Branch	0	0	0	0	0	0	0
694	Veterans' Affairs, Commission on	31	37	29	22	16	24	-7
700	Veterinary Examiners, Board of	0	0	0	0	0	0	0
709	Water Office, Kansas	0	0	0	0	0	0	0
710	Wildlife and Parks, Department of	446	401	444	415	96	321	-125
712	Winfield Correctional Facility	0	0	0	0	1	0	0
Totals		995	980	978	973	603	807	-188

**Source:** SHARP (FY2010-FY2015); Includes Classified Temporary Employees only. Excludes Regents universities.

**Note:** The following agencies were abolished or merged with other agencies during this time period: Animal Health Dept: FY2012, Arts Commission: FY 2012, Atchison Juvenile Correctional Facility: FY 2010, Beloit Juvenile Correctional Facility: FY 2010, Conservation Commission: FY 2012, Development Finance Authority: FY 2011, Health Policy Authority: FY 2012, Housing Resources Corporation: FY 2011, Kansas Inc: FY 2012, Parole Board: FY 2012, Technology Enterprise Corp FY 2012

## Number of Unclassified Temporary Non-Benefits Eligible Employees: FY 2010 to FY 2015

Agency	Agency Name	Fiscal Year						FY10-15
		2010	2011	2012	2013	2014	2015	+/-
016	Abstractors, Board of Examiners	4	4	4	4	2	4	0
028	Accountancy, Board of	7	7	7	7	2	8	1
034	Adjutant General	543	658	769	789	916	1019	476
039	Aging, Department on	4	4	3	10	6	12	8
046	Agriculture, Department of	15	29	28	36	44	72	57
055	Animal Health Department	9	0	0	0	0	0	-9
058	Human Rights Commission, Kansas	5	6	6	6	6	6	1
082	Attorney General	16	9	7	14	10	14	-2
083	Investigation, Kansas Bureau of	11	11	9	10	10	10	-1
094	Bank Commissioner, Office of the State	8	9	9	9	7	11	3
100	Barbering, Board of	5	5	5	5	5	5	0
102	Behavioral Sciences Regulatory Board	11	13	12	12	9	12	1
105	Healing Arts, Board of	27	32	29	30	25	30	3
122	Citizens' Utility Ratepayer Board	5	5	5	5	1	5	0
143	Corporation Commission, Kansas	7	8	7	7	9	10	3
149	Cosmetology, Board of	7	9	7	7	6	6	-1
159	Credit Unions, Department of	7	7	7	7	5	7	0
167	Dental Board	9	9	9	9	3	9	0
171	Health Policy Authority	2	0	0	0	0	0	-2
173	Administration, Department of	35	26	16	14	18	15	-20
177	Ellsworth Correctional Facility	0	0	0	0	0	0	0
178	Administrative Hearings, Office Of	4	5	4	5	4	4	0
195	El Dorado Correctional Facility	2	2	1	0	1	1	-1
204	Mortuary Arts, Board of	5	4	5	5	5	5	0
206	Emergency Medical Services Board	13	13	15	15	10	14	1
234	Fire Marshal	0	0	0	0	0	1	1
247	Ethics Commission, Kansas Gov	11	10	11	11	9	9	-2
252	Governor, Office of the	12	5	10	5	6	5	-7
264	Health and Environment, Department of	30	31	24	19	37	42	12
266	Hearing Aid Examiners, Bd of	6	6	6	6	4	6	0
270	Heath Care Stabilization Fund Bd of Gov	0	0	1	1	1	2	2
276	Transportation, Kansas Department of	18	6	1	1	0	0	-18
280	Highway Patrol	0	1	1	2	7	9	9
288	Historical Society, State	7	9	9	19	6	6	-1
291	Home Inspector's Registration Bd	1	1	2	2	2	2	1
296	Labor, Department of	4	2	4	9	6	10	6
300	Commerce & Housing, Department of	9	13	14	30	23	28	19
313	Hutchinson Correctional Facility	2	2	2	2	2	2	0
325	Beloit Juvenile Correctional Facility	0	0	0	0	0	0	0
328	Indigents Defense Services Board	8	8	8	7	5	8	0
331	Insurance Department	4	1	1	2	2	1	-3
349	Judicial Council	115	115	116	113	82	90	-25
350	Juvenile Justice Authority	7	6	9	9	0	0	-7
352	Juvenile Correctional Complex	0	0	0	1	0	0	0
359	Arts Commission, Kansas	11	5	5	0	0	0	-11
360	Kansas, Inc.	4	0	0	0	0	0	-4
363	Neurological Institute, Kansas	143	143	0	122	1	1	-142
365	Kansas Public Employees Ret Sys	6	5	7	8	6	7	1
371	Technology Enterprise Corp, Kansas	13	0	0	0	0	0	-13

**Number of Unclassified Temporary Non-Benefits Eligible Employees: FY 2010 to FY 2015**  
**cont.**

Agency	Agency Name	Fiscal Year						FY10-15
		2010	2011	2012	2013	2014	2015	+/-
373	Fair, Kansas State	9	9	10	10	6	10	1
400	Lansing Correctional Facility	0	0	0	0	0	0	0
408	Larned Correctional Mental Health Facility	0	0	0	0	0	0	0
410	Larned State Hospital	149	130	4	153	3	4	-145
412	Larned Juvenile Correctional Facility	0	0	0	1	0	0	0
422	Legislative Coordinating Council	7	7	7	6	6	7	0
425	Legislative Research Department	1	3	1	0	0	0	-1
428	Legislature	212	206	208	204	195	215	3
434	Library, State	0	0	0	0	0	0	0
446	Lieutenant Governor, Office of the	0	0	1	1	0	0	0
450	Lottery, Kansas	3	5	4	5	5	5	2
482	Nursing, Board of	10	9	11	12	12	10	0
488	Optometry, Board of Examiners	5	5	5	5	4	4	-1
494	Osawatomie State Hospital	28	25	21	23	18	27	-1
507	Parsons State Hospital and Training Center	232	163	0	185	3	2	-230
521	Corrections, Department of	0	1	1	1	8	9	9
522	Correctional Industries	0	0	0	0	0	0	0
523	Parole Board, Kansas	0	0	0	0	0	0	0
529	Peace Officers, Stds and Trng	2	2	1	2	1	4	2
531	Pharmacy, Board of	7	7	7	7	6	7	0
540	Legislative Division of Post Audit	10	10	10	10	10	10	0
543	Real Estate Appraisal Board	7	7	7	7	3	7	0
549	Real Estate Commission, Kansas	5	5	5	7	5	5	0
553	Racing & Gaming Commission, Kansas	12	5	6	8	4	13	1
555	Rainbow Mental Health Facility	9	13	8	5	0	0	-9
561	Regents, Board of	19	18	23	23	24	19	0
562	Tax Appeals, Court of	4	3	4	2	1	1	-3
565	Revenue, Department of	12	10	10	10	6	13	1
579	Revisor of Statutes	3	3	2	6	1	1	-2
581	Norton Correctional Facility	0	0	0	0	0	0	0
604	Blind, School for the	9	13	11	6	15	18	9
610	Deaf, School for the	40	49	53	42	50	59	19
622	Secretary of State	14	4	6	7	8	5	-9
625	Securities Commissioner, Office of the	0	0	1	0	0	2	2
626	Sentencing Commission, Kansas	9	10	10	9	9	9	0
629	Children and Families, Kansas Dept for	26	2	3	0	1	2	-24
634	Conservation Commission, State	5	0	0	0	0	0	-5
652	Education, Department of	5	1	3	6	4	7	2
660	Topeka Correctional Facility	0	0	0	0	0	0	0
663	Technical Professions, Board of	13	13	13	13	10	13	0
670	Treasurer, State	1	0	0	0	0	0	-1
671	Pooled Money Investment Bd	3	4	4	4	4	3	0
677	Judicial Branch	89	105	103	105	128	124	35
694	Veterans' Affairs, Commission on	17	18	6	16	5	1	-16
700	Veterinary Examiners, Board of	9	9	9	10	0	0	-9
709	Water Office, Kansas	13	14	15	13	9	15	2
710	Wildlife and Parks, Department of	178	146	140	132	61	137	-41
712	Winfield Correctional Facility	0	0	0	0	0	0	0
Totals		2,349	2,278	1,928	2,431	1,928	2,276	-73

**Source:** SHARP (FY2010-FY2015); Includes Unclassified Non-Benefit Eligible Employees only. Excludes Regents universities.

**Note:** The following agencies were abolished or merged with other agencies during this time period: Animal Health Dept: FY2012, Arts Commission: FY 2012, Atchison Juvenile Correctional Facility: FY 2010, Beloit Juvenile Correctional Facility: FY 2010, Conservation Commission: FY 2012, Development Finance Authority: FY 2011, Health Policy Authority: FY 2012, Housing Resources Corporation: FY 2011, Kansas Inc: FY 2012, Parole Board: FY 2012, Technology Enterprise Corp FY 2012.

## **Glossary**

**Agency:** a unit of state government assigned a unique department identification number.

**Classified Service:** all positions in the state service, except those which are specifically placed in the unclassified service by K.S.A. 75-2935, as amended or other statutes.

**Demotion:** the movement of an employee from a position in one class to a position in another class having a lower pay grade, either on an involuntary basis for disciplinary purposes or on a voluntary basis.

**Fiscal Year:** the time period from July 1, to June 30.

**Full-Time Equivalency (FTE):** a unit of measurement equivalent to one full-time position.

**K.A.R.:** Kansas Administrative Regulation

**K.S.A.:** Kansas Statutes Annotated

**Length of Service:** total time working in the classified or unclassified service with certain exclusions per K.A.R. 1-2-46.

**Pay Grade:** a salary and wage range in the classified pay plan prepared by the Director of Personnel Services as required by K.S.A. 75-2938.

**Promotion:** a change of employment from a position in one class to a position in another class having a higher pay grade, by an employee who meets the required selection criteria for promotion.

**SHARP:** Statewide Human Resource and Payroll system implemented in December 1995.

**Temporary Position (classified service):** a position, which is limited to not more than 999 hours of employment in a 12-month period. Temporary positions do not affect the position limitation of an agency.

**Temporary Position (unclassified service):** a position filled by a person temporarily or designated by a legislative committee or commission or other competent authority to make or conduct a special inquiry, investigation, examination or installation pursuant to K.S.A. 75-2935(1)(i).

**Transfer:** a change by an employee from one position with a close similarity of duties, essentially the same basic qualifications, and the same pay grade.

**Unclassified Service:** position specifically designated as unclassified by K.S.A. 75-2935, as amended or other statutes.



**Classified Service - Executive Branch Position Reference Table**

	POSITION TYPE			
	REGULAR		TEMPORARY	
	FULL-TIME	PART-TIME	FULL-TIME	PART-TIME
<b>POSITION</b>				
Counts Toward FTE	Yes	Yes	No	No
Statutory Authority	FTE Limit	FTE Limit	N/A	N/A
<b>EMPLOYEE MOVEMENT</b>				
Promotion and Transfer	Yes	Yes	Yes	Yes
Suspension and Demotion	Yes	Yes	No	No
Layoff Alternatives	Yes	Yes	No	No
Dismissal	Yes	Yes	Yes	Yes
<b>SELECTION</b>				
Selection Process	Civil Service Procedure	Civil Service Procedure	Agency Discretion	Agency Discretion
Meets MQ Eligibility Pools Considered?	Yes	Yes	Yes	Yes
Compete with Others	Yes	Yes	Agency Discretion	Agency Discretion
<b>COMPENSATION</b>				
Hour Limitations	None	Below 100%	999 Hours in 12 Months	999 Hours in 12 Months
Probationary Period	Yes	Yes	No	No
Pay Step Movement	Pay Matrix Yes	Pay Matrix Yes	K.A.R. 1-5-9 No	K.A.R. 1-5-9 No
Longevity Bonus	Eligibility changes effective 6/15/08. See statute for details	Eligibility changes effective 6/15/08. See statute for details	No	No
Overtime Exemption	Position Specific	Position Specific	Position Specific	Position Specific
Length of Service	Yes	Yes	No	No
<b>BENEFITS ELIGIBILITY</b>				
GHI	Yes	Yes <sup>1</sup>	No	No
KPERS (Retirement System)	Yes	Yes	No	No
Sick Leave	Yes	Prorated Basis	No	No
Vacation Leave	Yes	Prorated Basis	No	No
Holiday Credit/ Discretionary Day Deferred	Yes	Possible Credit <sup>2</sup>	No	No
Compensation/TSA	Yes	Yes	Yes	Yes
Shared Leave	Yes	Yes	No	No
Flexible Spending Account	Yes	Yes	No	No

## Unclassified Service - Executive Branch Position Reference Table

	POSITION TYPE			
	REGULAR		TEMPORARY	
	FULL-TIME	PART-TIME	FULL-TIME	PART-TIME
<b>POSITION</b>				
Counts Toward FTE	Yes	Yes	No	No
Statutory Authority	K.S.A. 75-2935 or Agency Statutes	K.S.A. 75-2935 or Agency Statutes	Agency Statutes and K.S.A. 75-2935(1)(i) (Special Projects)	Agency Statutes and K.S.A. 75-2935(1)(i) (Special Projects)
<b>EMPLOYEE MOVEMENT</b>				
Promotion and Transfer	Agency Discretion	Agency Discretion	Agency Discretion	Agency Discretion
Suspension and Demotion	Agency Discretion	Agency Discretion	Agency Discretion	Agency Discretion
Layoff Alternatives	Agency Discretion	Agency Discretion	Agency Discretion	Agency Discretion
Dismissal	Agency Discretion	Agency Discretion	Agency Discretion	Agency Discretion
<b>SELECTION</b>				
Selection Process	Agency Discretion/ Governor's approval	Agency Discretion/ Governor's approval	Agency Discretion/ Governor's approval	Agency Discretion/ Governor's approval
Meets MQ	N/A	N/A	N/A	N/A
Eligibility Pools Considered?	N/A	N/A	N/A	N/A
Compete with Others	Agency Discretion	Agency Discretion	Agency Discretion	Agency Discretion
<b>COMPENSATION</b>				
Hour Limitations	None	None	None	None
Probationary Period	Optional	Optional	Optional	Optional
Pay	Agency Statutes/Governor's Approval	Agency Statutes/Governor's Approval	Agency Statutes/Governor's Approval	Agency Statutes/Governor's Approval
Pay Increases	Yes	Yes	Yes	Yes
Longevity Bonus	Position Specific	Position Specific	Position Specific	Position Specific
Overtime Exemption	Position Specific	Position Specific	Position Specific	Position Specific
Length of Service	Typically Yes	Typically Yes	Position Specific	Position Specific
<b>BENEFITS ELIGIBILITY</b>				
GHI	Yes	Yes <sup>1</sup>	Position Specific	Position Specific
KPERS Retirement System	Yes	Yes	Position Specific	Position Specific
Sick Leave	Yes	Prorated Basis	Position Specific	Position Specific
Vacation Leave	Yes	Prorated Basis	Position Specific	Position Specific
Holiday Credit/ Discretionary Day Deferred	Yes	Position Specific <sup>1</sup>	Position Specific	Position Specific
Compensation/TSA	Yes	Yes	Position Specific	Position Specific
Shared Leave	Yes	Yes	Position Specific	Position Specific
Flexible Spending Account	Yes	Yes	Position Specific	Position Specific

<sup>1</sup>For employees who work 1,000 or more.

<sup>2</sup> Employees on a regular schedule receive holiday credit equal to their work time when a holiday falls within their regular work schedule. Employees on an irregular schedule do not receive holiday credit.