

State of Kansas

Workforce Report 2014



July 2014

Table of Contents

Section 1: Workforce Highlights

Introduction	3
Workforce Highlights, Profile of State Employees, Kansas Population	4
Kansas Government Functions	5
Number of Authorized FTE by Government Function	7
Number of Positions by Agency	8
Number of Classified and Unclassified Employees by Agency	10
Classified Employees by County of Work	12
Unclassified Employees by County of Work	13
Twenty-five Most Populous Job Titles	14
Twenty-five Most Populous Agencies	15

Section 2: Workforce Characteristics

Workforce Summary	16
Number, Salary, Age and Years of Service of Classified Employees – by Agency	17
Number, Salary, Age and Years of Service of Unclassified Employees – by Agency	19
Number of Classified Employees by Location on Civil Service Plan	21
Number of Classified and Unclassified Employees by Agency, by Gender	22
Ethnic and Gender Distribution by Agency : Classified Employees	24
Ethnic Distribution of the Workforce	25
Number of Employees by Annual Pay	26
Number of Employees by Age Group	26
Number of Employees by Length of Service	27

Section 3: Turnover

Turnover Highlights	28
Turnover Report Information	28
Appointment of Classified Employees by Agency	30
Separation of Classified Employees by Agency	32
Classified Employees, Turnover by Agency FY 2005-FY 2014	34
Unclassified Employees, Turnover by Agency FY 2009-FY 2014	36
Agency Turnover- Agencies with Less than 10% Turnover	39
Classified Turnover by Fiscal Year FY 2005-FY 2014	40
Classified Job Titles with 20% or Higher Turnover Rates in FY 2014	41
Classified Employees: Terminations by Length of Service	42
Classified Employee Terminations: Involuntary Terminations by Reason for Termination	42
Unclassified Turnover by Type of Turnover	43

Section 4: Special Comparison Report

Number of Employees by Type of Employee by Fiscal Year – Executive Branch	45
Number of Employees by Type of Employee by Fiscal Year – Regents	46
Number of Employees by Type of Employee by Fiscal Year – Legislative Branch	47
Number of Employees by Type of Employee by Fiscal Year – Judicial Branch	48
Number of Classified Regular Employees by Agency	49
Number of Unclassified Regular Employees by Agency	51
Number of Unclassified Temporary – Benefit Eligible Employees by Agency	53
Number of Classified Temporary Employees by Agency	55
Number of Unclassified Temporary –Non-Benefit Eligible by Agency	57

Glossary

Classified Service: Executive Branch Position Reference Table

Unclassified Service: Executive Branch Position Reference Table

Introduction

The Department of Administration, Office of Personnel Services (OPS) presents its 13th annual State of Kansas Workforce Report. This report presents facts and statistics about the state government workforce for Fiscal Year 2014. It supplies information from both statewide and agency perspectives, providing useful fact-based data for human resource planning and decision-making.

The information presented in this report was gathered from SHARP (Statewide Human Resource and Payroll System), the Kansas Department of Labor and the U.S. Census Bureau.

The changes that were originally made in the FY 2012 Workforce Report and continued in the FY 2013 Workforce Report are continued in this report as well. These changes were made so that data in the Workforce Report would be comparable to the data sources found in other reports that OPS routinely provides and represent the most accurate and appropriate measures of the current workforce. These changes, however, prevent some exact comparisons to data found in Workforce Reports from prior years.

Readers interested in comparing data between Workforce Reports are cautioned to read the footnotes that accompany each presentation to determine if the population of employees contained in each presentation is the same.

Due to the increasing complexity of determining retirement eligibility we decided in FY 2012 to eliminate all retirement reports rather than risk providing incorrect data.

The Office of Personnel Services welcomes your comments and questions regarding this report. Please call Patti Pearce at (785) 296-7232 or email at patti.pearce@da.ks.gov if you have comments or questions.

State of Kansas
Fiscal Year 2014
Section 1: Workforce Highlights

Profile of Classified and Unclassified Employees

	Classified	Unclassified
Number of Employees	13,391	5,591
Average Age	46	51
Average Length of Service	13	13
Average Annual Salary	\$38,079	\$56,054

Source: SHARP (June 2014); Includes classified and unclassified, benefit-eligible employees including full and part-time employees. Excludes Regents universities, legislators, student employees, classified temporary and unclassified non-benefit eligible temporary employees.

General Kansas Statistics Compared to Other U.S. States

Kansas Population **2,904,021**
Population Rank Out of 50 States **34th**

Source: U.S. Census Bureau (2014 State Population Estimates, Dec. 2014)

% of State & Local Government Employees to U.S. Total **1.3%**

Source: U.S. Census Bureau; March 2013, Census of Governments

Kansas Government Functions

General Government

Agency Name and Number

016 Abstracters Board of Examiners
082 Attorney General
094 Bank Commissioner
266 Examiners for Hearing Aids, Board of
102 Behavioral Sciences Reg Board
028 Accountancy, Board of
100 Barbering, Board of
149 Cosmetology, Board of
204 Mortuary Arts, Board of
482 Nursing, Board of
531 Pharmacy, Board of
700 Veterinary Examiners, Board of
122 Citizens Utility Ratepayer Bd
143 Corporation Commission
562 Tax Appeals, Court of
167 Dental Board
173 Administration, Department of
159 Credit Unions, Department of
565 Revenue, Department of
300 Commerce, Department of
252 Governor
270 Health Care Stabilization
328 Indigents Defense Services Board
331 Insurance Department
677 Judicial Branch
349 Judicial Council
058 Kansas Human Rights Commission
553 Racing & Gaming Commission, Kansas
522 Correctional Industries, Kansas
247 Ethics Commission, Kansas Gov
291 Home Inspectors Registration Board
365 Public Employees Retirement System, Kansas
422 Legislative Coordinating Council
425 Legislative Research Department
428 Legislature
446 Lieutenant Governor
178 Office of Administrative Hearings
488 Optometry Board of Examiners
671 Pooled Money Investment Board
540 Legislative Division of Post Audit
543 Real Estate Appraisal Board
549 Real Estate Commission
579 Revisor of Statutes
622 Secretary of State
625 Securities Commissioner of Kansas
105 State Board of Healing Arts
670 State Treasurer
663 Technical Professions, Board of
450 Lottery, Kansas

Public Safety

Agency Name and Number

034 Adjutant General
521 Corrections, Department of
195 El Dorado Correctional Fclty
177 Ellsworth Correctional Fclty
206 Emergency Medical Services Board
234 Fire Marshal
280 Highway Patrol
313 Hutchinson Correctional Facility
083 Investigation, Kansas Bureau of
352 Juvenile Correctional Complex
400 Lansing Correctional Facility
408 Larned Correctional Mental Health Facility
412 Larned Juvenile Correctional Facility
581 Norton Correctional Facility
529 Peace Officers, Standards & Training
626 Sentencing Commission, Kansas
660 Topeka Correctional Facility
712 Winfield Correctional Facility

Education

Agency Name and Number

604 Blind, School for the
610 Deaf, School for the
652 Education, Department of
379 Emporia State University
246 Fort Hays State University
288 Historical Society, Kansas
367 Kansas State University
434 Library, State
385 Pittsburg State University
561 Regents, Board of
682 University of Kansas
683 University of Kansas Medical Center
715 Wichita State University

Transportation

Agency Name and Number

276 Transportation, Department of

Agriculture and Natural Resources

Agency Name and Number

046 Agriculture, Department of
264 Dept of Health & Environment - Environment
373 Fair, Kansas State
709 Water Office, Kansas
710 Wildlife, Parks & Tourism, Department of

Human Services

Agency Name and Number

039	Aging & Disability Services, Dept for
629	Children and Families, Department for
261	Guardianship Program, Kansas
264	Health & Environment - Department of Health
296	Labor, Department of
410	Larned State Hospital
363	Neurological Institute, Kansas
494	Osawatomie State Hospital
507	Parsons State Hospital & Training Center
555	Rainbow Mental Health Facility
694	Veterans' Affairs, Commission on

Agriculture and Natural Resources: agencies that promote protect and restore natural resources in Kansas. This includes agricultural product regulation and inspection, inspection of livestock facilities and monitoring the status of the environment; maintenance of state parks, state fishing lakes, and wildlife areas; conservation and management of soil and water resources; environmental protection, commodity inspections, and public health maintenance through control of animal infectious diseases.

Education: agencies that support primary, secondary, and higher education.

General Government: agencies that provide overall policy guidance to state government, perform administrative services to all state agencies, collect and distribute state revenues, and carry out regulatory functions.

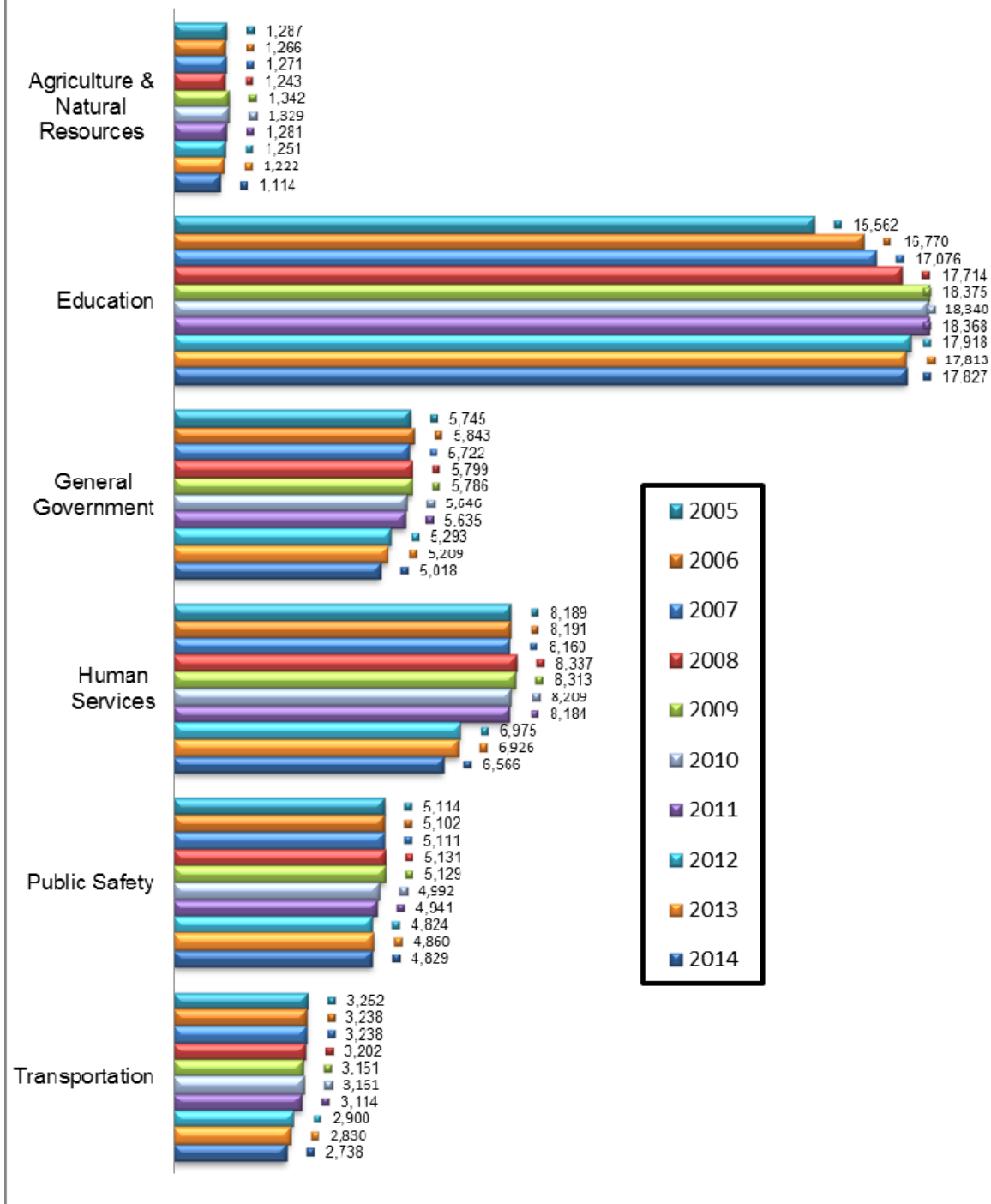
Human Services: agencies that provide a wide range of services to Kansans, including job training and placement, payment of unemployment insurance benefits, veterans' counseling and care; preventive health services and social services to elderly and disadvantaged citizens.

Public Safety: agencies that preserve the security and safety of Kansas citizens.

Transportation: the Kansas Department of Transportation provides maintenance and improvement of the 10,000-mile state highway system.

Source: Fiscal Year 2014 Budget Comparison Report, Schedule 7.

Number of Authorized FTE by Government Function FY 2005- 2014



Source: Fiscal Year 2014 Budget Comparison Report, (Schedule 7).

Number of Positions by Agency
Full Time Equivalent (FTE) Positions

Agency Name											FY 05-14
	2005	2006	2007	2008	2009	2010	2011	2012	2013	2014	+/-
Accountancy, Board of	3	3	3	3	3	3	3	3	2	1	-2
Adjutant General	215	215	219	219	219	219	219	199	197	200.5	-14.5
Administration, Dept of	808	936	759.6	760.6	760.6	760.5	747	568.3	542.25	467.15	-340.85
Administrative Hearings, Office Of	0	0	0	0	0	13	13	13	13	10	10
Aging & Disability Services, Dept for	213	208	208	209	214	214	214	164	277.25	233	20
Agriculture, Dept of	302.5	302.5	308.5	314.5	354.5	344.5	341.5	353.5	352.49	270	-32.5
Animal Health Dept	33	33	33	33	33	33	33	0	0	0	-33
Arts Commission, Kansas	8	8	8	8	8	8	8	0	0	0	-8
Atchison Juvenile Corr Fac	119	118	99	99	99	3	0	0	0	0	-119
Attorney General	94.5	94.5	102	102	104	110	110	109.4	103.5	116	21.5
Bank Comm, Office of the State	86	90	90	97	99	99	99	99	109	109	23
Barbering, Board of	1.5	1.5	1.5	1.5	1.5	1.5	1.5	1.5	1.5	1.5	0
Behavioral Sciences Reg Bd	8	8	8	8	8	8	8	8	9	9	1
Beloit Juvenile Corr Fac	100	94	87	87	87	87	0	0	0	0	-100
Blind, School for the	93.5	93.5	93.5	93.5	93.5	93.5	33.5	82.5	82.5	81.5	-12
Children & Family Services, Dept for	3982	3848	3671	3671	3670	3669.1	3669.1	3119.1	2,987.63	2,743.76	-1238.24
Citizens' Utility Ratepayer Bd	5	6	3	6	6	6	6	6	6	6	1
Commerce, Department of	390.1	389.1	423.1	424	418.7	314.8	314.8	251.8	238	192	-198.1
Conservation Commission, State	14	14	13	14	14	14	13	0	0	0	-14
Corporation Commission, Ks	212	214	214	214	214	214	214	212	209	198	-14
Corrections, Dept of	322.5	302.2	308.7	320.7	324.7	325.7	321	298.5	357	311.5	-11
Cosmetology, Board of	12	12	12	12	12	12	12	11	11	11	-1
Credit Unions, Dept of	13	13	13	12	12	12	12	12	12	12	-1
Deaf, School for the	173.5	173.5	173.5	173.5	173.5	173.5	173.5	150.5	150.5	143.5	-30
Dental Board, Kansas	3	3	3	3	3	3	3	3	3	3	0
Education, Dept of	210.8	211.8	211.8	216.2	213.3	213.3	210.3	188	187.25	170.5	-40.3
El Dorado Corr Fac	466.5	466	465	465	462	446	426	422	422	477.5	11
Ellsworth Corr Fac	223	223	223	223	219	219	219	220	217	232	9
Emergency Med Svcs Bd	13	14	14	14	14	14	14	14	14	14	1
Emporia State University	754.1	792.6	793.6	802.4	822.6	830.1	835.6	837.1	782.16	788.25	34.15
Ethics Comm, Kansas Gov	9	9	9	9	9	9	9	9	9	7.5	-1.5
Fair, Kansas State	23	23	24	23	24	24	24	25	25	25	2
Fire Marshal	51	51	51	52	53	53	53	48	48	55	4
Fort Hays State University	701.3	719.6	745.9	738	737.5	769.8	756.5	793.8	777.45	827	125.7
Governor, Office of the	38	39	39	40.7	37.8	37.9	40	40.1	40	36.87	-1.13
Guardianship Program, Kansas	12	12	12	12	12	12	11	10	10	10	-2
Healing Arts, Board of	29	32	32	39	39	45	45	45	45	45	16
Health & Env, Dept of Env	485	464	462.3	424.2	475.6	473.9	428	421	404.63	378.58	-106.42
Health & Env, Dept of Health	404	415	416.7	465.3	407.9	369.2	363.4	554.4	536.93	466.75	62.75
Health Care Stab Fund Bd of Gov	16	16	17	17	17	17	18	18	18	18	2
Health Policy Authority	0	6	171.2	225.8	263.9	272.7	294.7	0	0	0	0
Hearing Instruments, Bd of Examiners	0.4	0.4	0.4	0	0.4	0.5	0.5	0	0	0	-0.4
Highway Patrol	823.8	826.1	859	859	859	859	859	851	841	841	17.2
Historical Society, State	136.5	134	134	134	134	134	134	117	117	95.5	-41
Human Rights Commission	36	40	34	34	34	34	34	25	23	23	-13
Hutchinson Corr Fac	513	513	515	515	512	512	512	510	504	504	-9
Indigents Defense Svcs, Bd of	173	174	187	193	193	195	195	185	188	186.5	13.5
Insurance Dept	146.7	146	143	143	143	138.4	138.4	123.4	122.36	122.36	-24.34
Investigation, Kansas Bureau of	200	207	220	220	220	221	221	209	218	211	11
Judicial Council	4	4	7	7	7	7	7	4	5	5	1
Judicial Branch	1834.8	1830.3	1834.3	1846.3	1858.3	1858.3	1855.3	1855.3	1,855.30	1,858.30	23.5
Juvenile Corr Complex	38.2	0	256.5	253	253.5	269.5	297.5	292.5	288.5	266.5	228.3
Juvenile Justice Authority	42	42	42	42	42	42	45	32	32	0	-42
Kansas, Inc.	4	4.5	4.5	4.5	4.5	4.5	4.5	0	0	0	-4
Kansas Public Emp Ret Sys	85	85.2	85.3	85.3	88.3	87.3	87.3	86.3	95.25	97.35	12.35
Kansas State University	4413	4880.3	4955.5	4975.2	5188.6	5114.7	5017.9	5104.1	5,167.42	5,221.53	808.53
Labor, Department of	652.8	634.2	601.2	602.2	552	552	552	499	489	443.44	-209.36
Lansing Corr Fac	700	699	696	696	700	682	682	682	679	679	-21
Larned Corr Mental Health Fac	186	186	187	186	185	185	185	184	183	182	-4
Larned Juvenile Corr Fac	148	147	146	146	146	157	157	150	148	142	-6

Number of Positions by Agency cont.

Full Time Equivalent (FTE) Positions

Agency Name											FY 05-14
	2005	2006	2007	2008	2009	2010	2011	2012	2013	2014	+/-
Larned State Hospital	798.2	940.2	966.2	978.2	976.2	976	976.2	839.2	889.2	928	129.8
Legislative Coord Council	12	12	12	12	11	15	14	15	12	8	-4
Legislative Research Dept	38	38	38	40	40	40	40	40	40	40	2
Legislature	33	34	35	35	37	37	37	39	48	48	15
Library, State	27	27	27	27	27	26	25	24	24	25	-2
Lieutenant Gov, Office of the	3	3	4	4	4	3.5	3.5	3.5	3	0	-3
Lottery, Kansas	87	87	87	87	99	99	99	99	96	90	3
Mortuary Arts, Bd of	3	3	3	3	3	3	3	3	3	3	0
Neurological Institute, Ks	588	588	575	575	570	570.2	546.7	485.7	469.7	471.7	-116.3
Norton Corr Fac	266	265	265	265	264	232	264	259	261	260	-6
Nursing, Board of	22	22	22	24	24	24	24	24	23	26	4
Ombudsman for Corrections	0	0	0	0	0	0	0	0	0	0	0
Optometry, Board of Examiners	1	1	1	1	1	0.8	0.8	0.8	0.8	0.8	-0.2
Osawatomie State Hospital	399	399	399	420	491	441.4	441.4	396.4	386.4	396.4	-2.6
Parole Board, Kansas	3	3	3	3	3	3	3	0	0	0	-3
Parsons State Hosp/ Trng Cntr	467	467	467	497	497	497.2	495.2	455.2	437.2	427.7	-39.3
Peace Officers, Stds and Trng	0	0	0	7	4	7	7	7	7	7	7
Pharmacy, Board of	7	7	7	10	8	8	8	8	8	8	1
Pittsburg State University	773	831	841	855	878	896.8	887.5	898.7	871.63	871.48	98.48
Post Audit, Legislative Division	21	26	26	26	27	27	22	22	22	22	1
Racing & Gaming Comm, Ks	67	67	67	102	119	73.5	73.5	99.5	98	93.5	26.5
Rainbow Mental Health Fac	115	115	115	122	122	122.2	122.2	112.2	109.2	112.2	-2.8
Real Estate Appraisal Board	2	2	2	2	2	3	2	2	2	2	0
Real Estate Comm, Ks	13	14	14	15	15	15	15	13	13	11	-2
Regents, Bd of	57	58	59	64	64	63.5	63.5	63.5	62.5	62.5	5.5
Revenue, Dept of	1196	1146	1146	1146	1096	1096	1096	1046	994	944	-252
Revisor of Statutes	26	27	30	34	32	31.5	31.5	31.5	31.5	31.5	5.5
Secretary of State	54	54	55	55	55	55	54	51	51	50	-4
Securities Comm, Office of the	28	30	30	32	32	32.1	32.1	32.1	30	30	2
Sentencing Commission, Ks	7	7	9	10	10	10	10	8	8	9	2
Tax Appeals, Court of	26	26	26	26	26	26	26	20	19	19	-7
Technical Professions, State Bd	6	6	6	6	6	5	5	5	5	5	-1
Technology Enterprise Corp, Ks	29	29	29	16	16	16	14.7	0	0	0	-29
Topeka Corr Fac	248	248	248	248	246	246	246	238	239	239	-9
Topeka Juvenile Corr Fac	228	274	0	0	0	0	0	0	0	0	-228
Transportation, Dept of	3252	3238	3238	3202	3151	3113.5	3113.5	2916.5	2,829.50	2,687.50	-564.5
Treasurer, State	56	56	56	56	56	55.5	53.5	46.5	46.5	46.5	-9.5
University of Kansas	4181	4640	4685	5343	5450	5515	5405	5342.1	4,949.02	4,793.42	612.42
University of Kansas Med Cntr	2347	2445	2479	2423	2703	2604.9	2916.5	2438.3	2,722.18	2,839.84	492.84
Veterans Affairs, Comm on	558	558	558	558	537	513	498	340	333	333	-225
Veterinary Examiners, Bd of	4	3	3	3	3	3	3	3	3	4	0
Water Office, Kansas	23	23	23	24	24	23.5	23.5	21	21	18	-5
Wichita State University	1688	1757	1807	1861	1881	1897	1841.2	1878.5	1,919.29	1,906.54	218.54
Wildlife, Parks & Tourism, Dept of	407	407	408	411	417	416.5	417.5	430.5	418.5	418.5	11.5
Winfield Corr Fac	201	201	201	201	200	200	200	200	196	198	-3
Total FTE	41152	40407	40515	42084	42094	41631	41521	39177.9	38858	38036.9	-3115.08

Comments: Positions by agency reflects the total number full-time equivalent positions authorized for each agency. Typically, agencies have more positions than employees, because there are vacancies at any given time. In some cases more than one employee may be used to fill an FTE.

Source: Fiscal Year 2014 Budget Comparison Report, (Schedule 7).

**Number of Classified and Unclassified Employees by Agency
Fiscal Year 2014**

Agy #	Agency Name	Number of Employees		Total
		Classified	Unclassified	
016	Abstracters Board of Examiners	0	0	0
028	Accountancy, Board of	0	3	3
034	Adjutant General	26	264	290
039	Aging & Disability Svcs, Dept for	149	82	231
046	Agriculture, Kansas Dept of	127	187	314
058	Human Rights Commission, Kansas	16	2	18
082	Attorney General	0	117	117
083	Kansas Bureau of Investigation	183	65	248
094	Bank Commissioner	4	97	101
100	Barbering, Board of	0	3	3
102	Behavioral Sciences Reg Board	3	6	9
105	Healing Arts, State Bd of	29	12	41
122	Citizens Utility Ratepayer Bd	0	4	4
143	Corporation Commission	106	68	174
149	Cosmetology, Board of	9	4	13
159	Credit Unions, Dept of	1	11	12
167	Dental Board	1	1	2
173	Administration, Dept of	296	189	485
177	Ellsworth Correctional Fclty	202	3	205
178	Administrative Hearings, Office of	3	6	9
195	El Dorado Correctional Fclty	452	5	457
204	Mortuary Arts, Board of	2	1	3
206	Emergency Medical Services	10	1	11
234	Fire Marshal	35	18	53
246	Fort Hays State University	0	776	776
247	Governmental Ethics Commission	0	8	8
252	Governor	0	32	32
261	Kansas Guardianship Program	0	0	0
264	Health & Environment, Dept of	546	441	987
266	Bd of Examnrs for Hearing Aids	0	0	0
270	Health Care Stabilization Fund	3	15	18
276	Transportation, Dept of	1898	567	2465
280	Highway Patrol	709	49	758
288	Historical Society, Kansas	69	5	74
291	Home Inspectors Registration Bd	0	0	0
296	Labor, Dept of	208	190	398
300	Commerce, Dept of	138	114	252
313	Hutchinson Correctional Fclty	465	5	470
328	Indigents Defense Svcs St Bd	56	82	138
331	Insurance Department	5	102	107
349	Judicial Council	0	4	4
352	Kansas Juvenile Correct. Cmplx	198	8	206
363	Kansas Neurological Institute	424	6	430
365	Ks Public Employees Retirmnt System	75	25	100
367	Kansas State University	1439	3345	4784
373	Fair Board, Kansas State	21	1	22
379	Emporia State University	234	473	707
385	Pittsburg State University	273	526	799
400	Lansing Correctional Facility	629	5	634

**Number of Classified and Unclassified Employees by Agency
Fiscal Year 2014**

Agy #	Agency Name	Number of Employees		Total
		Classified	Unclassified	
408	Larned Corr Mental Hlth Fclty	163	2	165
410	Larned State Hospital	655	53	708
412	Larned Juvenile Correct.Facil.	117	6	123
422	Legislative Coordinating CncL	0	8	8
425	Legislative Research Dept	0	40	40
428	Legislature	0	44	44
434	State Library	19	11	30
446	Lieutenant Governor	0	0	0
450	Lottery, Kansas	11	70	81
482	Nursing, Board of	21	3	24
488	Optometry Board of Examiners	1	0	1
494	Osawatomie State Hospital	318	29	347
507	Parsons St Hosp & Trng Center	412	15	427
521	Corrections, Dept of	231	147	378
522	Correctional Industries, Kansas	45	8	53
529	Peace Officers Standards & Training	0	4	4
531	Pharmacy, Board of	5	4	9
540	Post Audit Legislative Div	0	21	21
543	Real Estate Appraisal Board	1	1	2
549	Real Estate Commission	5	3	8
553	Racing & Gaming Commission, KS	38	23	61
561	Regents, Board of	3	53	56
562	Court of Tax Appeals	8	6	14
565	Revenue, Dept of	783	163	946
579	Revisor of Statutes	0	28	28
581	Norton Correctional Facility	247	3	250
604	School for the Blind	15	50	65
610	School for the Deaf	28	91	119
622	Secretary of State	0	45	45
625	Securities Comm of Kansas	8	17	25
626	Sentencing Commission, Kansas	0	10	10
629	Children & Families, Dept for	1987	186	2173
652	Education, Dept of	120	110	230
660	Topeka Correctional Facility	216	7	223
663	Technical Professions St Bd	3	2	5
670	State Treasurer	3	30	33
671	Pooled Money Investment Board	1	3	4
677	Judicial Branch	0	1830	1830
682	University of Kansas	0	4903	4903
683	Univ of Ks Medical Center	0	3106	3106
694	Veterans Commission	278	12	290
700	Veterinary Examiners, Board of	0	0	0
709	Water Office, Kansas	13	4	17
710	Wildlife, Parks, & Tourism, KS	352	38	390
712	Winfield Correctional Facility	185	3	188
715	Wichita State University	482	1143	188
		15818	20263	36081

Source: SHARP (FY 2014); Includes classified and unclassified, benefit-eligible employees including full and part-time employees. Excludes legislators, student employees, classified temporary and unclassified non-benefit eligible temporary employees.

Classified Employees by County of Work									
Fiscal Year 2014									
County	Num of Emp	Avg Age	Avg Yrs Service	Avg Salary	County	Num of Emp	Avg Age	Avg Yrs Service	Avg Salary
Allen	51	42.54	10.83	\$ 36,042	Linn	14	43.13	11.16	\$ 36,400
Anderson	30	45.39	13.45	\$ 39,304	Logan	23	47.16	13.21	\$ 40,048
Atchison	26	46.89	14.03	\$ 36,149	Lyon	83	48.4	13.39	\$ 37,802
Barber	6	48.76	14.76	\$ 39,440	Marion	24	46.73	12.16	\$ 37,716
Barton	93	46.58	13.72	\$ 43,668	Marshall	24	46.82	16.8	\$ 36,452
Bourbon	31	49.01	10.84	\$ 37,229	McPherson	42	46.77	14.17	\$ 37,313
Brown	39	47.02	18.52	\$ 36,559	Meade	11	47.24	14.59	\$ 41,157
Butler	498	41.97	9.71	\$ 34,903	Miami	354	46.53	10.58	\$ 36,497
Chase	7	46.21	15.89	\$ 37,472	Mitchell	16	43.18	13.33	\$ 37,629
Chautauqua	8	47.29	10.7	\$ 33,932	Montgomery	82	46.76	12.42	\$ 37,509
Cherokee	38	46.52	13.56	\$ 36,546	Morris	14	46.68	10.6	\$ 34,830
Cheyenne	7	42.97	10.24	\$ 32,136	Morton	3	39.16	11.56	\$ 39,575
Clark	6	51.79	17.59	\$ 41,318	Nemaha	18	46.98	18.54	\$ 38,483
Clay	19	42.64	10.46	\$ 38,194	Neosho	134	50.69	16.47	\$ 41,518
Cloud	35	45.42	17.44	\$ 40,412	Ness	5	44.64	10.75	\$ 31,803
Coffey	19	45.11	14.97	\$ 41,908	Norton	252	44.45	11.24	\$ 35,499
Comanche	7	47.58	14.28	\$ 35,301	Osage	24	47.51	12.23	\$ 34,847
Cowley	360	44.97	11.15	\$ 34,203	Osborne	11	41.97	14.25	\$ 42,302
Crawford	118	47.93	14.17	\$ 40,258	Ottawa	13	47.6	13.57	\$ 38,184
Decatur	9	45.59	16.46	\$ 37,363	Pawnee	955	44.08	9.43	\$ 35,319
Dickinson	20	45.39	16.58	\$ 40,049	Phillips	40	45.59	14.42	\$ 37,210
Doniphan	8	42.29	9.67	\$ 33,744	Pottawatomie	38	48.65	18.72	\$ 39,870
Douglas	130	47.3	13.9	\$ 40,093	Pratt	107	48.58	15.57	\$ 42,386
Edwards	7	50.37	15.18	\$ 35,048	Rawlins	18	48.74	14.8	\$ 37,329
Elk	1	63.49	12.1	\$ 41,870	Reno	667	41.72	10.64	\$ 35,247
Ellis	137	48.55	15.01	\$ 42,077	Republic	29	52.24	16.77	\$ 36,109
Ellsworth	224	43.62	9.25	\$ 35,648	Rice	7	53.91	16.7	\$ 36,631
Finney	126	47.74	13.76	\$ 39,555	Riley	113	47.21	13.8	\$ 41,154
Ford	180	46.31	9.36	\$ 33,822	Rooks	50	45.5	11.4	\$ 37,329
Franklin	45	48.34	13.48	\$ 37,816	Rush	5	43.81	9.53	\$ 29,499
Geary	80	45.42	10.29	\$ 35,855	Russell	17	47.74	17.99	\$ 42,468
Gove	9	52.89	13.23	\$ 35,172	Saline	280	46.93	12.1	\$ 39,621
Graham	6	47.67	16.04	\$ 39,073	Scott	10	43.685	10.06	\$ 35,445
Grant	12	46.93	9.68	\$ 37,527	Sedgwick	791	47.17	12.33	\$ 38,781
Gray	9	45.68	8.62	\$ 37,989	Seward	47	44.78	12.81	\$ 38,170
Greeley	3	40.3	8.24	\$ 33,641	Shawnee	4412	47.76	15.18	\$ 40,824
Greenwood	13	42.05	11.31	\$ 34,050	Sheridan	9	53.34	17.23	\$ 38,572
Hamilton	12	43.78	9.49	\$ 31,580	Sherman	22	43.1	11.64	\$ 36,456
Harper	10	52.6	13.66	\$ 36,505	Smith	8	42.73	11.28	\$ 34,676
Harvey	40	49.98	12.81	\$ 36,510	Stafford	9	39.12	13.07	\$ 46,959
Haskell	6	44.94	4.88	\$ 32,490	Stanton	0	-	-	-
Hodgeman	4	42.75	13.29	\$ 37,935	Stevens	4	54.72	16.22	\$ 35,443
Jackson	23	48.16	13.6	\$ 39,477	Sumner	24	46.51	11.02	\$ 42,452
Jefferson	21	48.74	15.8	\$ 40,691	Thomas	37	45.74	15.86	\$ 40,961
Jewell	19	48.37	13.8	\$ 35,241	Trego	23	47	14.56	\$ 42,926
Johnson	371	47.71	12.18	\$ 38,039	Wabaunsee	22	47.16	15.44	\$ 37,284
Kearny	9	41.89	5.28	\$ 33,966	Wallace	5	56.69	15.55	\$ 33,804
Kingman	13	42.36	11.67	\$ 36,670	Washington	8	50.47	12.6	\$ 38,943
Kiowa	11	48.71	17.07	\$ 40,098	Wichita	0	-	-	-
Labette	501	45.62	11.77	\$ 31,858	Wilson	14	44.23	9.77	\$ 36,723
Lane	5	52.01	12.63	\$ 32,265	Woodson	15	43.89	9.17	\$ 36,285
Leavenworth	703	42.17	10.34	\$ 35,458	Wyandotte	278	46.89	12.5	\$ 36,625
Lincoln	14	41.47	10.13	\$ 36,118					

Source: SHARP (FY 2014); Excludes Regents universities, unclassified, temporary and student employees

Unclassified Employees by County of Work									
Fiscal Year 2014									
County	Num of Emp	Avg Age	Avg Yrs Service	Avg Salary	County	Num of Emp	Avg Age	Avg Yrs Service	Avg Salary
Allen	17	47.59	13.3	\$ 49,066	Linn	6	47.6	11.57	\$ 49,962
Anderson	9	46.82	13.19	\$ 50,649	Logan	9	45.43	12.76	\$ 44,648
Atchison	14	49.32	19.78	\$ 49,287	Lyon	38	48.39	13.74	\$ 43,448
Barber	5	52.45	11.67	\$ 48,332	Marion	12	47.55	18	\$ 48,030
Barton	45	50.87	15.2	\$ 45,715	Marshall	8	46.76	15.44	\$ 38,771
Bourbon	11	50.85	11.96	\$ 48,049	McPherson	16	50.7	12.07	\$ 46,933
Brown	17	53.3	16.83	\$ 50,562	Meade	4	49.38	13.85	\$ 39,263
Butler	58	49.98	13.35	\$ 47,774	Miami	53	51.23	10.94	\$ 71,659
Chase	4	44.88	21.21	\$ 45,882	Mitchell	4	44.01	14.55	\$ 43,758
Chautauqua	3	56.03	17.85	\$ 43,949	Montgomery	31	51.8	12.7	\$ 48,062
Cherokee	13	47.73	12.31	\$ 45,101	Morris	7	56.53	15.47	\$ 38,433
Cheyenne	3	60.7	12.52	\$ 38,052	Morton	5	47.92	11.54	\$ 39,700
Clark	4	48.96	14.37	\$ 40,405	Nemaha	8	52.61	19.04	\$ 46,251
Clay	9	48.83	13.88	\$ 42,059	Neosho	36	48.89	16.53	\$ 51,860
Cloud	10	50.2	17.19	\$ 42,993	Ness	7	55.24	29.33	\$ 42,778
Coffey	7	43.89	11.91	\$ 48,246	Norton	25	49.14	16.78	\$ 54,397
Comanche	4	60.69	14.31	\$ 39,809	Osage	13	46.51	13.16	\$ 42,923
Cowley	31	50.39	12.7	\$ 49,446	Osborne	3	46.69	21.63	\$ 45,081
Crawford	37	48.03	14.92	\$ 49,490	Ottawa	5	56.87	14.83	\$ 52,193
Decatur	4	53.37	20.16	\$ 46,788	Pawnee	69	46.98	9.21	\$ 71,333
Dickinson	11	51.66	13.34	\$ 47,216	Phillips	8	53.78	21.44	\$ 52,148
Doniphan	6	48.17	17.11	\$ 42,739	Pottawatomie	16	54.78	19.93	\$ 54,873
Douglas	55	48.88	12.08	\$ 49,676	Pratt	21	52.65	16.16	\$ 44,838
Edwards	5	50.82	14.8	\$ 46,474	Rawlins	7	59.83	18.57	\$ 44,226
Elk	2	58.34	10.74	\$ 52,357	Reno	78	49.73	14.25	\$ 49,471
Ellis	40	44.65	13.7	\$ 50,861	Republic	4	50.61	16.71	\$ 49,245
Ellsworth	20	53.48	15.13	\$ 49,312	Rice	7	58.39	20.47	\$ 42,217
Finney	56	47.5	10.93	\$ 49,494	Riley	142	45.99	9.61	\$ 50,646
Ford	55	46.26	9.94	\$ 50,585	Rooks	6	40.85	13.32	\$ 44,343
Franklin	15	45.21	14.66	\$ 42,055	Rush	4	48.94	12.55	\$ 43,492
Geary	108	48.14	10.67	\$ 41,383	Russell	7	49.27	14.96	\$ 39,250
Gove	4	57.95	15.55	\$ 40,778	Saline	104	49.72	13.01	\$ 46,076
Graham	6	51.31	15.44	\$ 42,761	Scott	6	58.05	17.43	\$ 39,588
Grant	9	46.79	11.93	\$ 43,251	Sedgwick	431	47.4	11.94	\$ 48,158
Gray	5	53.04	16.44	\$ 48,610	Seward	17	47.91	15.25	\$ 43,951
Greeley	4	49.15	14.22	\$ 39,086	Shawnee	3168	46.69	11.38	\$ 55,500
Greenwood	7	41.55	7.16	\$ 39,266	Sheridan	3	55.1	24.21	\$ 36,888
Hamilton	9	56.87	22.86	\$ 48,488	Sherman	12	57.79	16.83	\$ 39,112
Harper	5	52.5	11.25	\$ 41,334	Smith	4	60.39	29.86	\$ 45,882
Harvey	22	47.8	14.57	\$ 45,949	Stafford	5	50.04	9.79	\$ 40,719
Haskell	4	45.41	14.68	\$ 42,701	Stanton	3	56.88	9.15	\$ 41,544
Hodgeman	4	43.46	11.02	\$ 38,482	Stevens	7	42.86	9.76	\$ 66,044
Jackson	11	55.63	17.98	\$ 46,511	Sumner	19	46.93	10.51	\$ 46,967
Jefferson	12	52.25	16.82	\$ 46,610	Thomas	15	46.07	11.9	\$ 45,317
Jewell	7	59.41	23.42	\$ 49,982	Trego	3	42.86	11.8	\$ 42,889
Johnson	355	46.35	11.57	\$ 48,762	Wabaunsee	6	52.57	21.45	\$ 45,848
Kearny	4	61.51	17.6	\$ 42,975	Wallace	4	48.16	14	\$ 38,164
Kingman	9	51.81	17.9	\$ 52,703	Washington	8	56.24	11.08	\$ 51,199
Kiowa	3	57.01	17.24	\$ 45,081	Wichita	3	49.94	6.73	\$ 37,362
Labette	33	51.19	16.85	\$ 57,690	Wilson	12	53.98	16.76	\$ 45,594
Lane	4	52.98	8.72	\$ 36,007	Woodson	6	41.19	7.21	\$ 38,881
Leavenworth	55	45.63	12.31	\$ 46,079	Wyandotte	233	49.84	14.28	\$ 48,527
Lincoln	5	45.68	6.59	\$ 40,816	All Other	8	44.06	6.18	\$ 43,043

Source: SHARP (FY 2014); Excludes Regents universities, classified, student employees, legislators, and unclassified temporary employees that are not benefit eligible.

**Twenty-Five Most Populous Job Titles
Classified Jobs - FY 2014**

Rank	Job Title	Number of Employees
1	MHDD Technician	780
2	Corrections Officer I (A)	618
3	Human Services Specialist	603
4	Equipment Operator Senior	408
5	Corrections Officer I (B)	406
6	Administrative Assistant	401
7	Administrative Specialist	389
8	Corrections Officer II	376
9	Senior Administrative Assistant	352
10	Equipment Operator	349
11	Social Worker Specialist	348
12	Corrections Specialist I	316
13	Hwy Patrol Master/Tech Trooper	271
14	Human Services Assistant	217
15	Engineering Technician	175
16	Juvenile Corrections Officer I	165
17	Registered Nurse Senior	164
18	Engineering Technician Senior	163
19	Custodial Specialist	161
20	Program Consultant I	142
21	Revenue Customer Rep Senior	118
22	Public Service Executive II	113
23	Public Service Administrator II	113
24	Equipment Operator Specialist	112
25	Environmental Scientist II	109

Comments: The job classes of Public Service Administrator I and Program Consultant II dropped out of the top 25 in FY 2014. Revenue Customer Rep Senior and Equipment Operator Specialist are new to the list. The number of employees in the Registered Nurse Senior job class increased, moving from #23 to #17.

Source: SHARP (FY 2014); Includes part-time and full-time classified employees. Excludes Regents universities, unclassified, temporary, and student employees

**Twenty-Five Most Populous Agencies
FY 2014**

			Number of Employees		
Rank	Agy #	Agency Name	Classified	Unclassified	Total
1	682	University of Kansas	0	4903	4903
2	367	Kansas State University	1439	3345	4784
3	683	Univ of Ks Medical Center	0	3106	3106
4	276	Transportation, Dept of	1898	567	2465
5	629	Children & Families, Dept for	1987	186	2173
6	677	Judicial Branch	0	1830	1830
7	715	Wichita State University	482	1143	1625
8	264	Health & Environment, Dept of	546	441	987
9	565	Revenue, Dept of	783	163	946
10	385	Pittsburg State University	273	526	799
11	246	Fort Hays State University	0	776	776
12	280	Highway Patrol	709	49	758
13	410	Larned State Hospital	655	53	708
14	379	Emporia State University	234	473	707
15	400	Lansing Correctional Facility	629	5	634
16	173	Administration, Dept of	296	189	485
17	313	Hutchinson Correctional Fclty	465	5	470
18	195	El Dorado Correctional Fclty	452	5	457
19	363	Kansas Neurological Institute	424	6	430
20	507	Parsons St Hosp & Trng Center	412	15	427
21	296	Labor, Dept of	208	190	398
22	710	Wildlife, Parks, & Tourism, KS	352	38	390
23	521	Corrections, Dept of	231	147	378
24	494	Osawatomie State Hospital	318	29	347
25	046	Agriculture, Kansas Dept of	127	187	314

Comments: Eighty-seven percent of employees are located in the top twenty-five most populous agencies.

Source: SHARP (FY 2014); Includes Regents universities, classified and unclassified, benefit-eligible employees including full and part-time employees. Excludes legislators, student employees, classified temporary and unclassified non-benefit eligible temporary employees.

State of Kansas
Fiscal Year 2014
Section 2: Workforce Characteristics

Workforce Summary

- In FY 2014, 26% of the classified workforce was on step 4, which is the beginning step for most job classes.
- The average age of the Classified and Unclassified workforce was 47 and had 12 years of service.
- Forty-six percent of employees were age 50 or older.
- Fifty-three percent of employees had less than 10 years of employment and 32% had less than 5 years.

Number, Salary, Age and Years of Service of Classified Employees By Agency
Fiscal Year 2014

Agy #	Agency Name	# Classified Employees	Average Salary	Average Age	Average Yrs of Service
016	Abstracters Board of Examiners	0	NR	NR	NR
028	Accountancy, Board of	0	NR	NR	NR
034	Adjutant General	26	\$41,519	50.77	15.53
039	Aging & Disability Svcs, Dept for	149	\$45,348	53.41	14.49
046	Agriculture, Kansas Dept of	127	\$46,398	49.93	16.04
058	Human Rights Commission, Kansas	16	\$38,325	54.07	18.28
082	Attorney General	0	NR	NR	NR
083	Kansas Bureau of Investigation	183	\$54,135	44.19	12.43
094	Bank Commissioner	4	NR	NR	NR
100	Barbering, Board of	0	NR	NR	NR
102	Behavioral Sciences Reg Board	3	NR	NR	NR
105	Healing Arts, State Bd of	29	\$36,919	45.99	10.66
122	Citizens Utility Ratepayer Bd	0	NR	NR	NR
143	Corporation Commission	106	\$43,846	52.15	17.81
149	Cosmetology, Board of	9	\$30,939	50.97	9.93
159	Credit Unions, Dept of	1	NR	NR	NR
167	Dental Board	1	NR	NR	NR
173	Administration, Dept of	296	\$38,494	50.59	16.03
177	Ellsworth Correctional Fclty	202	\$35,362	43.55	8.81
178	Adminstrative Hearings, Office of	3	NR	NR	NR
195	El Dorado Correctional Fclty	452	\$33,768	40.78	7.81
204	Mortuary Arts, Board of	2	NR	NR	NR
206	Emergency Medical Services	10	\$41,588	51.69	12.43
234	Fire Marshal	35	\$42,846	47.34	12.39
246	Fort Hays State University	0	NR	NR	NR
247	Governmental Ethics Commission	0	NR	NR	NR
252	Governor	0	NR	NR	NR
261	Kansas Guardianship Program	0	NR	NR	NR
264	Health & Environment, Dept of	546	\$45,871	50.88	16.64
266	Bd of Examnrs for Hearing Aids	0	NR	NR	NR
270	Health Care Stabilization Fund	3	NR	NR	NR
276	Transportation, Dept of	1898	\$36,249	47.15	13.49
280	Highway Patrol	709	\$49,210	43.52	14.04
288	Historical Society, Kansas	69	\$39,262	52.1	18.54
291	Home Inspectors Registration Bd	0	NR	NR	NR
296	Labor, Dept of	208	\$42,256	50.98	17.58
300	Commerce, Dept of	138	\$38,444	49.75	11.93
313	Hutchinson Correctional Fclty	465	\$34,211	39.31	9.07
328	Indigents Defense Svcs St Bd	56	\$35,265	51.28	15.05
331	Insurance Department	5	\$34,204	63.74	26.08
349	Judicial Council	0	NR	NR	NR
352	Kansas Juvenile Correct. Cmplx	198	\$32,065	41.6	8.86
363	Kansas Neurological Institute	424	\$30,946	43.9	13.42
365	Ks Public Employees Retirmnt System	75	\$39,310	45.53	12.32
367	Kansas State University	1439	\$33,067	48.6	13.5
373	Fair Board, Kansas State	21	\$34,460	50.4	9.59
379	Emporia State University	234	\$30,796	52.09	15.81
385	Pittsburg State University	273	\$34,071	50.65	12.89
400	Lansing Correctional Facility	629	\$34,888	41.35	9.89
408	Larned Corr Mental Hlth Fclty	163	\$35,067	41.26	9.06

Number, Salary, Age and Years of Service of Classified Employees By Agency
Fiscal Year 2014

Agy #	Agency Name	# Classified Employees	Average Salary	Average Age	Average Yrs of Service
410	Larned State Hospital	655	\$35,507	44.71	9.34
412	Larned Juvenile Correct.Facil.	117	\$32,739	43.54	9.39
422	Legislative Coordinating CncL	0	NR	NR	NR
425	Legislative Research Dept	0	NR	NR	NR
428	Legislature	0	NR	NR	NR
434	State Library	19	\$38,618	52.99	16.28
446	Lieutenant Governor	0	NR	NR	NR
450	Lottery, Kansas	11	\$40,246	50.53	18.73
482	Nursing, Board of	21	\$46,146	47.93	9.15
488	Optometry Board of Examiners	1	NR	NR	NR
494	Osawatomie State Hospital	318	\$36,290	46.69	10.2
507	Parsons St Hosp & Trng Center	412	\$31,578	46.14	12.71
521	Corrections, Dept of	231	\$42,238	45.32	13.46
522	Correctional Industries, Kansas	45	\$40,700	49.89	13.3
529	Peace Officers Standards & Training	0	NR	NR	NR
531	Pharmacy, Board of	5	\$49,134	57.35	11.68
540	Post Audit Legislative Div	0	NR	NR	NR
543	Real Estate Appraisal Board	1	NR	NR	NR
549	Real Estate Commission	5	\$38,804	53.49	16.57
553	Racing & Gaming Commission, KS	38	\$44,781	47.18	9.73
561	Regents, Board of	3	NR	NR	NR
562	Court of Tax Appeals	8	\$36,202	56.3	26.42
565	Revenue, Dept of	783	\$39,041	48.38	15.6
579	Revisor of Statutes	0	NR	NR	NR
581	Norton Correctional Facility	247	\$35,283	44.97	11.23
604	School for the Blind	15	\$34,167	54.37	15.99
610	School for the Deaf	28	\$34,815	50.27	9.39
622	Secretary of State	0	NR	NR	NR
625	Securities Comm of Kansas	8	\$51,753	49.72	16.2
626	Sentencing Commission, Kansas	0	NR	NR	NR
629	Children & Families, Dept for	1987	\$37,760	47.74	14.41
652	Education, Dept of	120	\$46,429	51.14	14.24
660	Topeka Correctional Facility	216	\$35,615	41.2	10
663	Technical Professions St Bd	3	NR	NR	NR
670	State Treasurer	3	NR	NR	NR
671	Pooled Money Investment Board	1	NR	NR	NR
677	Judicial Branch	0	NR	NR	NR
682	University of Kansas	0	NR	NR	NR
683	Univ of Ks Medical Center	0	NR	NR	NR
694	Veterans Commission	278	\$30,119	45.4	8.19
700	Veterinary Examiners, Board of	0	NR	NR	NR
709	Water Office, Kansas	13	\$57,786	48.99	18.1
710	Wildlife, Parks, & Tourism, KS	352	\$43,002	45.83	14.61
712	Winfield Correctional Facility	185	\$37,081	45.08	11.78
715	Wichita State University	482	\$33,008	50.28	12.46

Source: SHARP (FY 2014); Includes full-time and part-time classified employees. Excludes legislators, unclassified, and student employees. So that individuals cannot be easily identified, agencies with less than 5 classified employees are listed as "NR" for "not reported". Agencies without classified employees are also listed as "NR"

**Number, Salary, Age and Years of Service of Unclassified Employees By Agency
Fiscal Year 2014**

Agy #	Agency Name	# Unclassified Employees	Average Salary	Average Age	Average Yrs of Service
016	Abstracters Board of Examiners	0	NR	NR	NR
028	Accountancy, Board of	3	NR	NR	NR
034	Adjutant General	264	\$40,404	48.00	9.22
039	Aging & Disability Svcs, Dept for	82	\$53,338	46.46	9.20
046	Agriculture, Kansas Dept of	187	\$48,732	42.31	7.85
058	Human Rights Commission, Kansas	2	NR	NR	NR
082	Attorney General	117	\$55,017	45.91	9.54
083	Kansas Bureau of Investigation	65	\$48,498	46.58	9.22
094	Bank Commissioner	97	\$63,197	39.83	10.14
100	Barbering, Board of	3	NR	NR	NR
102	Behavioral Sciences Reg Board	6	\$41,724	43.02	7.97
105	Healing Arts, State Bd of	12	\$63,187	45.61	7.97
122	Citizens Utility Ratepayer Bd	4	NR	NR	NR
143	Corporation Commission	68	\$59,361	49.76	12.03
149	Cosmetology, Board of	4	NR	NR	NR
159	Credit Unions, Dept of	11	\$60,252	47.47	9.22
167	Dental Board	1	NR	NR	NR
173	Administration, Dept of	189	\$62,734	49.93	16.16
177	Ellsworth Correctional Fclty	3	NR	NR	NR
178	Administrative Hearings, Office of	6	\$72,505	53.41	14.92
195	El Dorado Correctional Fclty	5	\$65,603	50.89	19.57
204	Mortuary Arts, Board of	1	NR	NR	NR
206	Emergency Medical Services	1	NR	NR	NR
234	Fire Marshal	18	\$43,103	44.92	6.34
246	Fort Hays State University	774	\$53,257	48.17	12.33
247	Governmental Ethics Commission	8	\$41,958	53.95	24.92
252	Governor	32	\$6,240	45.46	8.31
261	Kansas Guardianship Program	0	NR	NR	NR
264	Health & Environment, Dept of	441	\$49,668	44.39	8.79
266	Bd of Examnrs for Hearing Aids	0	NR	NR	NR
270	Health Care Stabilization Fund	15	\$55,172	55.69	13.34
276	Transportation, Dept of	567	\$57,147	49.05	18.33
280	Highway Patrol	49	\$42,165	49.28	8.76
288	Historical Society, Kansas	5	\$43,843	44.40	10.89
291	Home Inspectors Registration Bd	0	NR	NR	NR
296	Labor, Dept of	190	\$49,552	43.77	8.31
300	Commerce, Dept of	114	\$54,496	46.11	9.50
313	Hutchinson Correctional Fclty	5	\$66,965	52.24	25.49
328	Indigents Defense Svcs St Bd	82	\$63,590	46.70	12.52
331	Insurance Department	102	\$51,495	50.06	14.53
349	Judicial Council	4	NR	NR	NR
352	Kansas Juvenile Correct. Cmplx	8	\$55,657	45.72	13.06
363	Kansas Neurological Institute	6	\$72,806	53.60	12.68
365	Ks Public Employees Retirmnt System	25	\$91,775	49.16	12.24
367	Kansas State University	4784	\$58,454	46.95	12.06
373	Fair Board, Kansas State	1	NR	NR	NR
379	Emporia State University	471	\$61,664	48.96	11.12
385	Pittsburg State University	525	\$72,541	49.45	12.37
400	Lansing Correctional Facility	5	\$63,504	51.01	23.37
408	Larned Corr Mental Hlth Fclty	2	NR	NR	NR

**Number, Salary, Age and Years of Service of Unclassified Employees By Agency
Fiscal Year 2014**

Agy #	Agency Name	# Unclassified Employees	Average Salary	Average Age	Average Yrs of Service
410	Larned State Hospital	53	\$73,529	45.19	5.54
412	Larned Juvenile Correct.Facil.	6	\$57,737	48.21	21.71
422	Legislative Coordinating CncL	8	\$43,382	59.67	7.82
425	Legislative Research Dept	40	\$60,601	44.38	12.03
428	Legislature	44	\$55,072	38.31	5.88
434	State Library	11	\$37,257	40.41	3.71
446	Lieutenant Governor	0	NR	NR	NR
450	Lottery, Kansas	70	\$50,132	49.81	13.25
482	Nursing, Board of	3	NR	NR	NR
488	Optometry Board of Examiners	0	NR	NR	NR
494	Osawatomie State Hospital	29	\$97,644	54.46	10.80
507	Parsons St Hosp & Trng Center	15	\$65,182	49.29	15.23
521	Corrections, Dept of	147	\$47,958	44.20	9.72
522	Correctional Industries, Kansas	8	\$37,906	50.13	7.77
529	Peace Officers Standards & Training	4	NR	NR	NR
531	Pharmacy, Board of	4	NR	NR	NR
540	Post Audit Legislative Div	21	\$66,008	39.71	10.66
543	Real Estate Appraisal Board	1	NR	NR	NR
549	Real Estate Commission	3	NR	NR	NR
553	Racing & Gaming Commission, KS	23	\$57,645	47.01	7.90
561	Regents, Board of	53	\$66,311	49.76	11.35
562	Court of Tax Appeals	6	\$82,615	54.91	17.95
565	Revenue, Dept of	163	\$49,254	43.14	8.37
579	Revisor of Statutes	28	\$58,428	44.51	11.57
581	Norton Correctional Facility	3	NR	NR	NR
604	School for the Blind	50	\$51,362	53.07	17.12
610	School for the Deaf	91	\$47,064	46.65	14.46
622	Secretary of State	45	\$47,008	46.00	10.98
625	Securities Comm of Kansas	17	\$70,824	43.35	5.56
626	Sentencing Commission, Kansas	10	\$47,541	45.98	10.84
629	Children & Families, Dept for	186	\$51,640	45.47	8.63
652	Education, Dept of	110	\$55,861	50.63	10.50
660	Topeka Correctional Facility	7	\$44,314	52.70	11.86
663	Technical Professions St Bd	2	NR	NR	NR
670	State Treasurer	30	\$43,946	47.82	12.10
671	Pooled Money Investment Board	3	NR	NR	NR
677	Judicial Branch	1830	\$49,101	49.74	13.81
682	University of Kansas	4902	\$63,262	47.59	12.04
683	Univ of Ks Medical Center	3106	\$61,151	43.64	8.84
694	Veterans Commission	12	\$70,397	55.12	5.37
700	Veterinary Examiners, Board of	0	NR	NR	NR
709	Water Office, Kansas	4	NR	NR	NR
710	Wildlife, Parks, & Tourism, KS	38	\$42,199	41.35	6.72
712	Winfield Correctional Facility	3	NR	NR	NR
715	Wichita State University	1143	\$65,493	48.10	11.32

Source: SHARP (FY 2014); Includes full-time and part-time employees. Includes unclassified temporary employees that are benefit eligible. Excludes Legislators, classified, temporary- non benefit eligible employees and student employees. Agencies with less than 5 unclassified employees are listed as "NR" for "not reported".

Number of Classified Employees by Location on the Civil Service Plan

		Steps															Total
		4	5	6	7	8	9	10	11	12	13	14	15	16	17	18	
	008	0	0	0	0	0	0	0	0	0	0	0	0	0	0	0	0
	009	0	0	0	0	0	0	0	0	0	0	0	0	0	0	0	0
	010	3	1	0	0	0	0	1	0	0	0	0	2	6	0	0	13
	011	3	4	0	0	1	0	0	1	0	0	0	1	0	0	0	10
	012	21	0	4	22	2	0	0	1	2	2	1	0	1	0	0	56
	013	3	2	2	0	1	1	0	0	0	0	0	0	0	0	0	9
	014	229	55	32	6	13	53	8	10	14	11	0	5	5	1	2	444
	015	98	26	11	4	2	3	2	3	1	2	0	1	4	0	0	157
	016	19	11	13	19	6	1	1	1	1	0	0	0	2	4	0	78
	017	548	490	176	105	133	57	40	25	40	29	53	33	73	9	3	1,814
	018	81	49	311	455	31	30	12	14	12	11	12	10	15	4	1	1,048
	019	249	194	61	102	476	71	99	40	30	39	41	29	76	78	17	1,602
	020	194	125	150	126	212	44	76	50	74	37	44	34	38	30	9	1,243
	021	226	150	88	49	77	46	35	51	45	29	38	23	33	23	6	919
	022	473	223	62	57	42	79	39	31	35	27	11	16	45	5	0	1,145
	023	143	98	157	28	113	32	50	19	27	16	13	20	19	17	9	761
	024	314	167	75	69	42	47	49	45	36	25	29	14	41	5	0	958
	025	283	191	54	64	55	60	51	29	26	18	26	22	21	9	7	916
	026	154	83	45	22	18	45	26	33	12	13	1	5	10	2	0	469
	027	272	150	73	60	51	59	53	40	31	27	21	14	21	10	6	888
	028	121	126	66	37	39	27	32	15	14	6	7	5	9	2	0	506
	029	139	102	53	44	33	26	34	16	17	11	11	4	6	1	2	499
	030	189	85	28	140	65	72	34	36	21	36	78	18	24	9	0	835
	031	83	61	32	19	18	13	23	10	4	3	2	1	7	2	0	278
	032	59	63	24	39	40	22	20	13	5	6	6	10	9	0	0	316
	033	90	27	24	25	38	24	15	19	12	17	20	17	16	0	0	344
	034	12	24	13	6	11	8	11	9	4	9	11	4	9	0	0	131
	035	5	4	10	14	10	13	9	17	7	8	6	3	2	0	0	108
	036	5	0	1	4	8	3	3	6	1	3	3	0	3	0	0	40
	037	7	0	3	4	6	4	3	4	5	7	3	3	1	0	0	50
	038	0	0	1	0	0	0	1	1	0	3	1	1	0	0	0	8
	FY14	4,023	2,511	1,569	1,520	1,543	840	727	539	476	395	438	295	496	211	62	15,645
	FY13	3,798	2,282	1,386	1,436	1,494	808	710	511	449	371	412	281	473	195	51	14,657
	FY12	4,882	3,362	2,116	1,775	1,211	1,046	792	675	540	533	479	386	613	254	16	18,680
	FY11	4,461	3,743	1,957	2,089	1,271	1,141	908	791	653	644	586	475	747	336	16	19,818
	FY10	3,782	4,048	1,724	2,414	1,298	1,209	990	916	717	695	640	522	843	382	19	20,199
	FY09	3,986	4,607	2,594	1,502	1,208	1,073	1,023	842	809	652	596	521	1,032	113	21	20,579
	FY08	3,983	5,184	2,099	1,595	1,134	1,150	1,077	948	865	728	723	544	1,252	NA	NA	21,282
	FY07	2,178	6,453	2,063	1,568	1,066	1,217	1,171	1,027	782	714	808	759	1,544	NA	NA	21,350
	FY06	7,900	2,438	1,418	1,107	1,323	1,219	1,101	803	777	861	857	1,735	NA	NA	NA	21,539
	FY05	9,119	1,540	1,852	946	1,452	1,208	1,214	932	882	973	956	2,069	NA	NA	NA	23,143
	FY04	8,097	1,565	2,020	1,139	1,678	1,319	1,074	967	985	983	1,070	2,280	NA	NA	NA	23,177
	FY03	6,938	1,648	2,421	1,005	1,777	1,437	1,089	984	1,026	1,112	1,118	2,666	NA	NA	NA	23,221

Comments: Records of some employees are not included due to data errors. There is a decrease in the number of employees in the upper steps since FY2003; this is primarily due to the lack of funding for step movement.

Source: SHARP (FY2003 - 2014); excludes Regents universities, legislators, unclassified, temporary and student employees

**Number of Classified and Unclassified Employees, by Agency, by Gender
Fiscal Year 2014**

Agy #	Agency Name	Number of Employees			
		Classified		Unclassified	
		Male	Female	Male	Female
016	Abstracters Board of Examiners	0	0	0	0
028	Board of Accountancy	0	0	0	3
034	Adjutant General	15	11	216	48
039	Ks Dept for Aging & Disab Svs	24	125	28	54
046	Kansas Dept of Agriculture	85	42	82	105
058	Kansas Human Rights Commission	5	11	1	1
082	Attorney General	0	0	46	71
083	Kansas Bureau of Investigation	94	89	28	37
094	Bank Commissioner	0	4	66	31
100	Board of Barbering	0	0	1	2
102	Behavioral Sciences Reg Board	1	2	1	5
105	State Board of Healing Arts	5	24	5	7
122	Citizens Utility Ratepayer Bd	0	0	1	3
143	Corporation Commission	61	45	45	23
149	Board of Cosmetology	0	9	1	3
159	Department of Credit Unions	0	1	5	6
167	Dental Board	0	1	1	0
173	Department of Administration	195	101	99	90
177	Ellsworth Correctional Fclty	149	53	3	0
178	Office of Adminstratv Hearings	0	3	3	3
195	El Dorado Correctional Fclty	334	118	4	1
204	Board of Mortuary Arts	1	1	1	0
206	Emergency Medical Services	5	5	1	0
234	Fire Marshal	20	15	12	6
247	KS Gvmtl Ethics Commission	0	0	1	7
252	Governor	0	0	11	21
261	Kansas Guardianship Program	0	0	0	0
264	Dept of Health & Environment	188	358	150	291
266	Bd of Examnrs for Hearing Aids	0	0	0	0
270	Hlth Care Stabilization Fund B	1	2	2	13
276	Department of Transportation	1616	282	413	154
280	Highway Patrol	534	175	35	14
288	Kansas Historical Society	27	42	1	4
291	KS Home Inspectors Regstrtn Bd	0	0	0	0
296	Department of Labor	56	152	73	117
300	Dept of Commerce	42	96	58	56
313	Hutchinson Correctional Fclty	370	95	4	1
328	Indigents Defense Svcs St Bd	10	46	43	39
331	Insurance Department	0	5	42	60
349	Judicial Council	0	0	0	4
352	Kansas Juvenile Correct. Cmplx	124	74	5	3
363	Kansas Neurological Institute	161	263	2	4
365	Ks Pblc Employees Retirmnt Sys	19	56	10	15
373	Kansas State Fair Board	12	9	1	0
400	Lansing Correctional Facility	469	160	3	2
408	Larned Corr Mental Hlth Fclty	122	41	2	0
410	Larned State Hospital	264	391	22	31
412	Larned Juvenile Correct.Facil.	67	50	3	3
422	Legislative Coordinating CncL	0	0	2	6
425	Legislative Research Dept	0	0	18	22

**Number of Classified and Unclassified Employees, by Agency, by Gender
Fiscal Year 2014**

Agy #	Agency Name	Number of Employees			
		Classified		Unclassified	
		Male	Female	Male	Female
428	Legislature	0	0	30	14
434	State Library	7	12	0	11
446	Lieutenant Governor	0	0	0	0
450	The Kansas Lottery	3	8	34	36
482	Board of Nursing	2	19	1	2
488	Optometry Board of Examiners	0	1	0	0
494	Osawatomie State Hospital	102	216	17	12
507	Parsons St Hosp & Trng Center	171	241	7	8
521	Department of Corrections	89	142	53	94
522	KS Correctional Industries	32	13	7	1
529	KS Comm Peace Ofcrs Std & Trng	0	0	3	1
531	Board of Pharmacy	1	4	1	3
540	Post Audit Legislative Div	0	0	13	8
543	Real Estate Appraisal Board	0	1	0	1
549	Real Estate Commission	1	4	0	3
553	Kansas Racing & Gaming Comm	28	10	16	7
561	Board of Regents	0	3	14	39
562	Court of Tax Appeals	1	7	4	2
565	Department of Revenue	223	560	85	78
579	Revisor of Statutes	0	0	13	15
581	Norton Correctional Facility	181	66	3	0
604	School for the Blind	9	6	13	37
610	School for the Deaf	11	17	22	69
622	Secretary of State	0	0	24	21
625	Securities Comm of Kansas	4	4	11	6
626	Kansas Sentencing Commission	0	0	5	5
629	Dept for Children and Families	368	1619	55	131
652	Department of Education	26	94	45	65
660	Topeka Correctional Facility	124	92	5	2
663	Technical Professions St Bd	1	2		2
670	State Treasurer	0	3	7	23
671	Pooled Money Investment Board	1	0	1	2
677	Judicial Branch	0	0	433	1397
694	Veterans Commission	86	192	8	4
700	Board of Veterinary Examiners	0	0	0	0
709	Kansas Water Office	4	9	2	2
710	KS Wildlife, Parks & Tourism	276	76	26	12
712	Winfield Correctional Facility	136	49	2	1

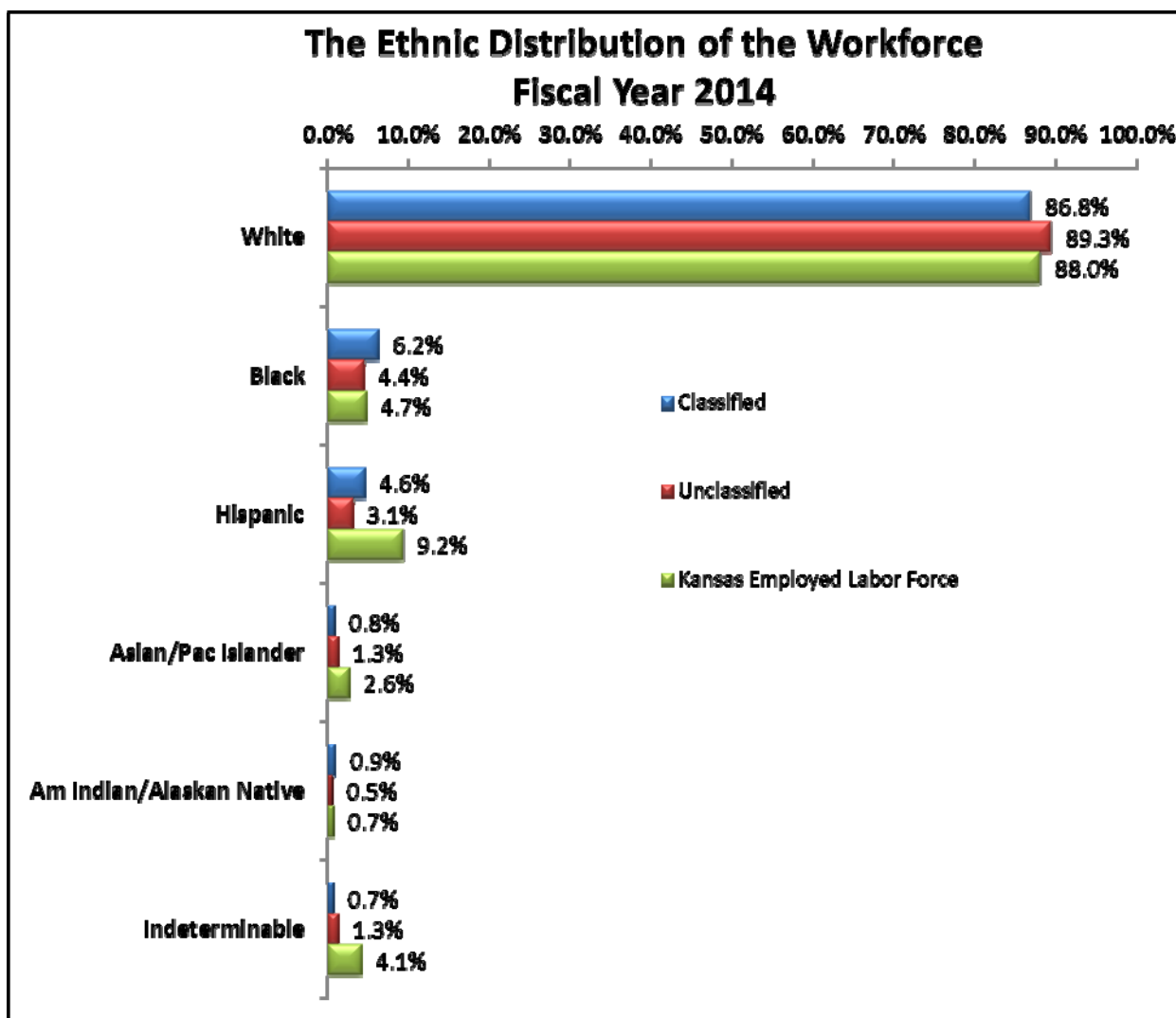
Source: SHARP (FY 2014); Includes classified and unclassified, benefit-eligible employees including full and part-time employees. Excludes Regents universities, legislators, student employees, and non-benefit eligible employees. Excludes employees with unreported gender.

**Ethnic and Gender Distribution by Agency: Classified Employees
Fiscal Year 2014**

Agy #	Agency Name	# Classified Employees	Minority		Non-Minority		Not Reported
			Male	Female	Male	Female	
034	Adjutant General	26	3.85%	11.54%	53.85%	30.77%	0.00%
039	Ks Dept for Aging & Disab Svs	149	1.34%	5.37%	14.77%	73.83%	4.70%
046	Kansas Dept of Agriculture	127	3.94%	1.57%	62.99%	31.50%	0.00%
058	Kansas Human Rights Commission	16	12.50%	25.00%	18.75%	43.75%	0.00%
083	Kansas Bureau of Investigation	183	2.73%	2.73%	48.63%	45.90%	0.00%
105	State Board of Healing Arts	29	0.00%	3.45%	17.24%	79.31%	0.00%
143	Corporation Commission	106	2.83%	0.94%	52.83%	39.62%	3.77%
173	Department of Administration	296	10.47%	7.43%	55.41%	26.69%	0.00%
177	Ellsworth Correctional Fclty	202	5.94%	2.48%	67.82%	23.76%	0.00%
195	El Dorado Correctional Fclty	452	7.08%	1.99%	66.81%	24.12%	0.00%
234	Fire Marshal	35	2.86%	0.00%	54.29%	42.86%	0.00%
264	Dept of Health & Environment	546	3.11%	7.33%	31.32%	58.06%	0.18%
276	Department of Transportation	1898	6.69%	0.74%	78.45%	14.12%	0.00%
280	Highway Patrol	709	5.08%	1.83%	70.24%	22.85%	0.00%
288	Kansas Historical Society	69	0.00%	0.00%	39.13%	60.87%	0.00%
296	Department of Labor	208	4.81%	18.75%	21.63%	53.37%	1.44%
300	Dept of Commerce	138	6.52%	15.22%	23.91%	52.90%	1.45%
313	Hutchinson Correctional Fclty	465	9.68%	1.72%	69.46%	18.71%	0.43%
328	Indigents Defense Svcs St Bd	56	1.79%	10.71%	16.07%	71.43%	0.00%
352	Kansas Juvenile Correct. Cmplx	198	20.71%	7.07%	41.41%	30.30%	0.51%
363	Kansas Neurological Institute	424	16.98%	28.54%	20.99%	33.49%	0.00%
365	Ks Pbhc Employees Retirmnt Sys	75	1.33%	14.67%	24.00%	60.00%	0.00%
373	Kansas State Fair Board	21	0.00%	0.00%	57.14%	42.86%	0.00%
400	Lansing Correctional Facility	629	13.20%	6.04%	61.21%	19.24%	0.32%
408	Larned Corr Mental Hlth Fclty	163	9.20%	3.68%	65.64%	21.47%	0.00%
410	Larned State Hospital	655	3.82%	5.34%	36.03%	53.44%	1.37%
412	Larned Juvenile Correct.Facil.	117	5.13%	2.56%	52.14%	40.17%	0.00%
434	State Library	19	0.00%	0.00%	36.84%	63.16%	0.00%
482	Board of Nursing	21	4.76%	9.52%	4.76%	80.95%	0.00%
494	Osawatomie State Hospital	318	1.57%	4.40%	29.87%	62.89%	1.26%
507	Parsons St Hosp & Trng Center	412	10.19%	6.31%	31.31%	52.18%	0.00%
521	Department of Corrections	231	4.33%	5.63%	34.20%	54.98%	0.87%
522	KS Correctional Industries	45	6.67%	0.00%	64.44%	28.89%	0.00%
553	Kansas Racing & Gaming Comm	38	5.26%	2.63%	63.16%	23.68%	5.26%
565	Department of Revenue	783	4.21%	12.77%	24.27%	58.75%	0.00%
581	Norton Correctional Facility	247	3.24%	0.81%	70.04%	25.91%	0.00%
604	School for the Blind	15	33.33%	26.67%	26.67%	13.33%	0.00%
610	School for the Deaf	28	10.71%	7.14%	28.57%	53.57%	0.00%
629	Dept for Children and Families	1987	3.17%	13.19%	15.15%	66.99%	1.51%
652	Department of Education	120	0.00%	4.17%	21.67%	71.67%	2.50%
660	Topeka Correctional Facility	216	6.02%	6.02%	51.39%	36.57%	0.00%
694	Veterans Commission	278	5.40%	17.27%	25.18%	50.72%	1.44%
710	KS Wildlife, Parks & Tourism	352	1.99%	0.00%	73.86%	21.02%	3.13%
712	Winfield Correctional Facility	185	12.43%	2.70%	61.08%	23.78%	0.00%

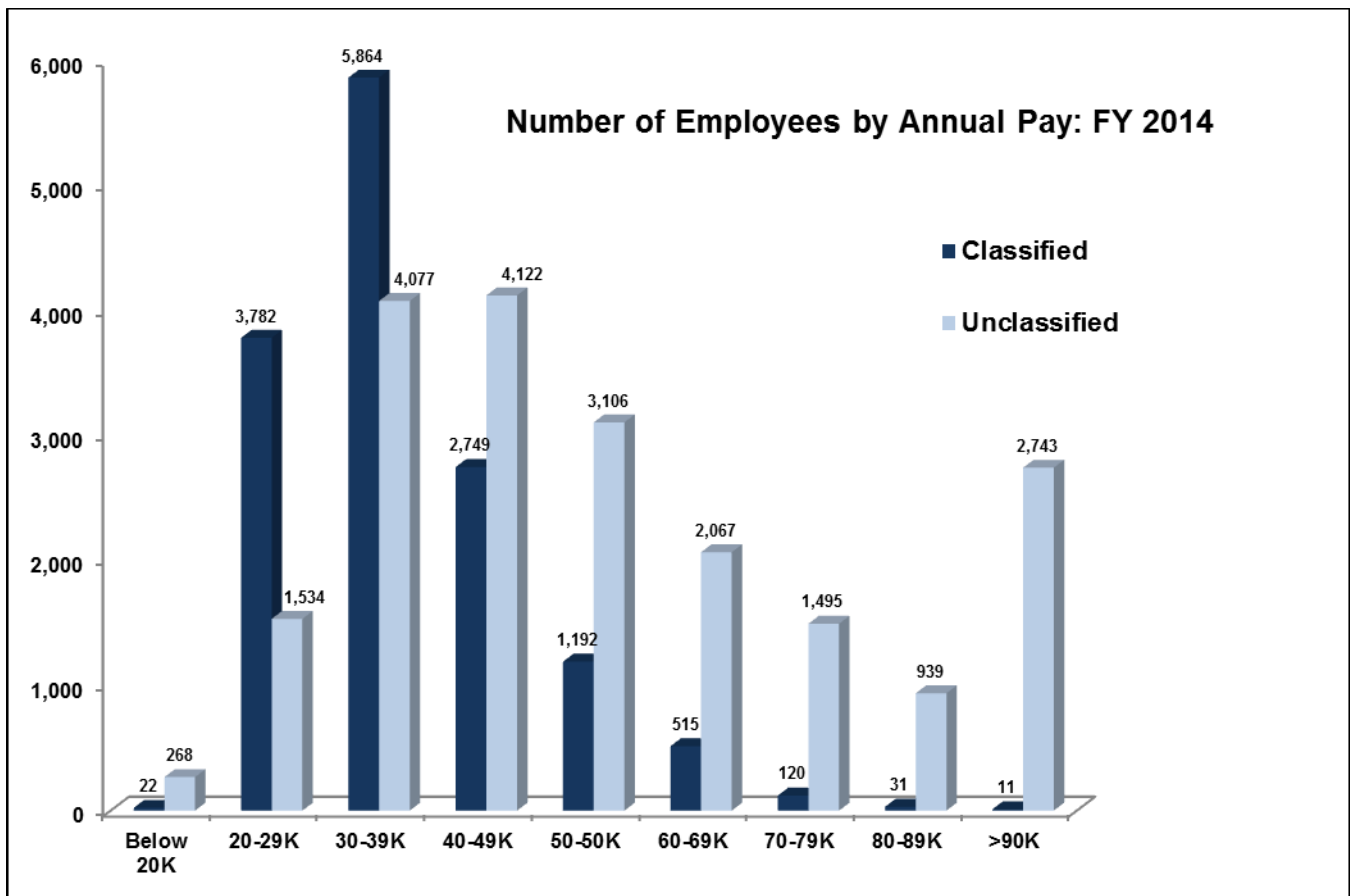
Comments: Minority is defined as American Indian/Alaskan Native/Pacific Islander, African-American, and Hispanic. Non-minority is defined as White.

Source: SHARP (FY 2014); Excludes Regents universities, unclassified, temporary and student employees. Excludes agencies with less than 15 classified employees.

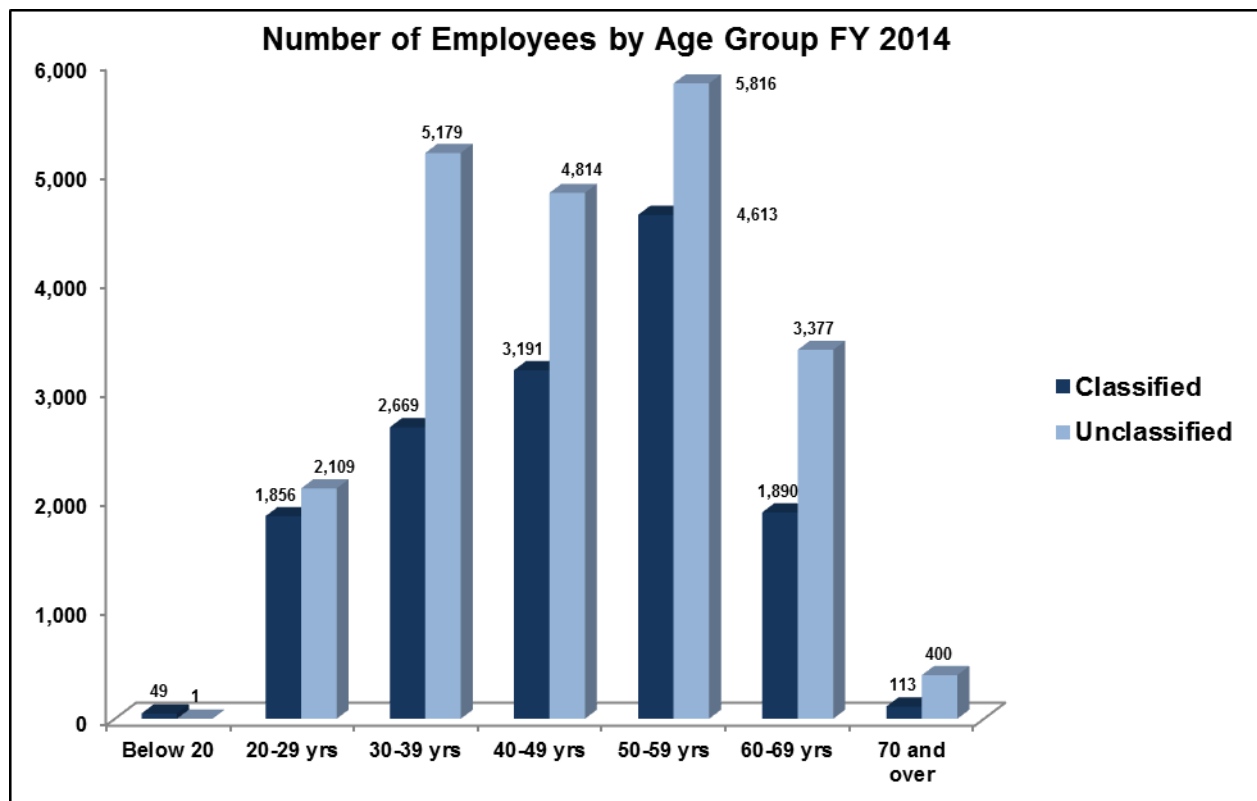


Comments: The Kansas Employed Labor Force includes data from state and non-state government workforces combined.

Source: SHARP (FY 2014) excludes Regents universities and non-benefits eligible employees; Kansas Department of Labor, 2013 Affirmative Action Report. These percentages may not equal 100%.

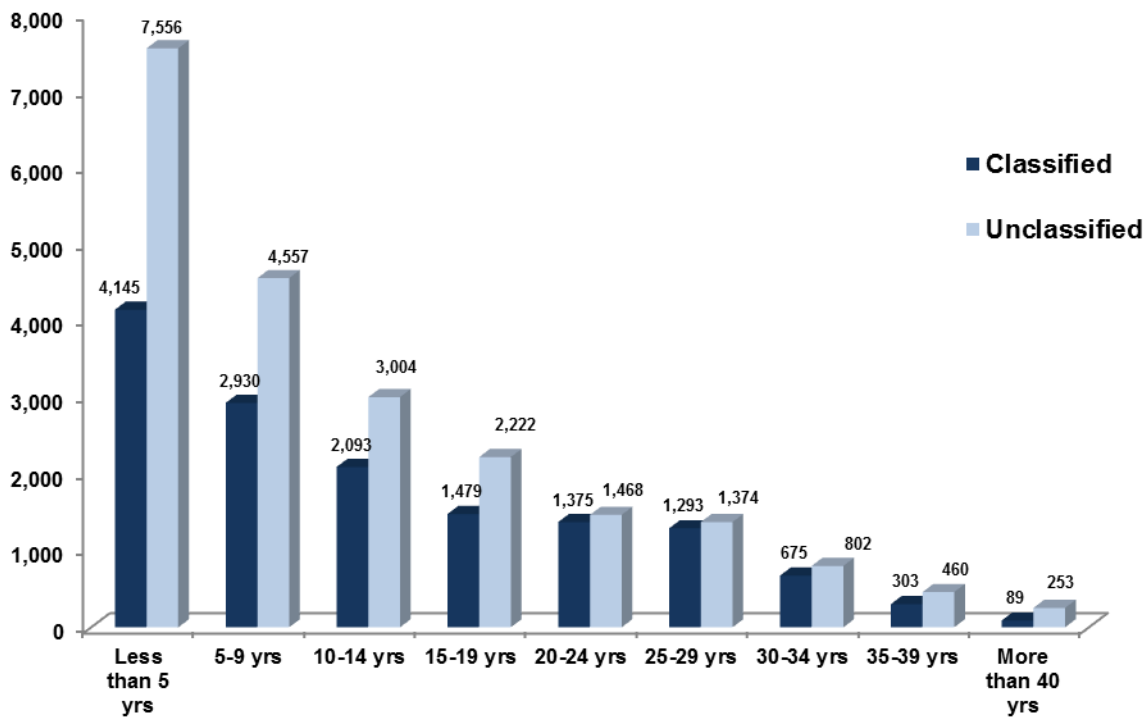


Source: SHARP (FY 2014); Includes Regents universities. Excludes students, part-time, classified temporary employees and unclassified/non-benefit eligible temporary employees.



Source: SHARP (FY 2014); Includes Regents universities. Excludes students, part-time, classified temporary employees and unclassified/non-benefit eligible temporary employees.

Number of Employees by Length of Service FY 2014



Source: SHARP (FY 2014); Includes Regents universities. Excludes students, classified temporary employees and unclassified/non-benefit eligible temporary employees.

State of Kansas
Fiscal Year 2014
Section 3: Turnover

Turnover Highlights

- The statewide turnover rate for classified jobs in FY 2014 was 16.59%.
- In FY 2014, 62.76% of the total terminations of classified employees were voluntary.
- In FY 2014, 15.3% of classified terminations occurred in the first year of employment. Terminations within the first two years of employment were 29.6% of the separations from state service.

Turnover Report information:

Definition of Turnover Rate:

Turnover = $\frac{\text{Terminations} * 100\%}{(\text{Begin Count} + \text{End Count}) / 2}$

Total # Terminations during FY

Multiplied by 100 to change decimal to percent

Average # of classified employees

Terminations: Retirements and voluntary, involuntary and neutral terminations.

Voluntary Terminations: Resignations

Involuntary Terminations: Layoffs and Dismissals related to Personal Conduct, Unsatisfactory Work Performance or End of Limited Term Appointment.

Neutral Terminations: Death.

Report information:

Includes/Excludes:

- Classified Turnover includes Classified Regular employees only.
- Unclassified Turnover includes Unclassified Regular and Unclassified Temporary (benefits eligible only) employees.
- Includes only employees leaving state service through Retirements (RET) and Terminations (TER) (even if employee returned to state service at a later date).
- Excludes Classified Temporary employees; Unclassified Temporary employees (non-benefits eligible); employees transferring between agencies; Hires (HIR), Rehires (REH), Promotions (PRO), Demotions (DEM) or any other Action that is not coded as "RET" or "TER" in SHARP.

Turnover Calculation:

- **Begin Count:** The number of active (Active, Leave with Pay, Leave without Pay, Suspended) employees pulled from SHARP as of July 1, 2013 for each agency and for each job code. This is used to create an estimated average number of employees in the agency during the time period.
- **End Count:** The number of active (Active, Leave with Pay, Leave without Pay, Suspended) employees pulled from SHARP as of June 30, 2014 for each agency and for each job code. This is used to create an estimated average number of employees in the agency during the time period.
- **Average Employee Count:** The Begin Count added to the End Count, and divided by 2. This is an estimated average number of employees that an agency has during a period.
- **Voluntary Terminations:** Resignation made by employee's choice. See list below.
- **Involuntary Terminations:** Termination made by employer's choice. See list below.

- Neutral Terminations: Resignation incurred by incumbent's death. Reason code of "DEA".
- Retirements: Resignation incurred by employee's retirement. Reason code of "REG".
- Total Terminations: The sum total of all Retirements and all types of Terminations.
- Turnover Percentage: Total Terminations divided by Average Employee Count, multiplied by 100 to change decimal to a percent.

Termination Actions Used in these Reports:

Action	Reason	Description	Turnover Type
TER	CON	Personal Conduct	Involuntary
TER	ELT	End of Limited Term	Involuntary
TER	HSP	Term-Hospital Authority EE's	Involuntary
TER	IPD	Inability perform Position Duties	Involuntary
TER	LA1	Layoff - Shortage of Work/Fund	Involuntary
TER	LA2	Layoff - Incumbent Returns from Leave	Involuntary
TER	LA3	Layoff - Incumbent Returns Per CSB	Involuntary
TER	LA4	Layoff - Other	Involuntary
TER	LA5	Layoff - Agency Closure	Involuntary
TER	LA6	Layoff - Probationary EE	Involuntary
TER	LA7	Layoff - Non State Job Hire	Involuntary
TER	LIC	Lack of license/authorization	Involuntary
TER	PRB	Original Probationary Term	Involuntary
TER	PRL	Probationary – Lack of Funds	Involuntary
TER	TAF	Transfer to Affiliate (KUMC only)	Involuntary
TER	TNR	Not Reappointed/Continued	Involuntary
TER	UNS	Unsatisfactory Work Performance	Involuntary
TER	RS0	Resign - Other	Voluntary
TER	RS1	Resign - Family Reasons	Voluntary
TER	RS2	Resign - Job Abandonment	Voluntary
TER	RS3	Resign - Health Reasons	Voluntary
TER	RS4	Resign - Personal Reasons	Voluntary
TER	RS5	Resign - Other Position	Voluntary
TER	RS6	Resign - Mutual Consent	Voluntary
TER	RS7	Resign - Return to School	Voluntary
TER	RS8	Resign - Dissatisfied w/Work	Voluntary
TER	RS9	Resign - Dissatisfied w/Pay	Voluntary
TER	RSN	Resign - Insufficient Notice	Voluntary
TER	DEA	Death	Neutral

Retirement Actions:

Action	Reason	Description	Turnover Type
RET	REG	Regular Retirement	Voluntary

Additional Notes:

- Averages may not represent the totality of employment.
- Some positions may have experienced more than one termination during the report period. If there are more terminations during a period than average number of employees, the turnover rate will be greater than 100%.
- Categories (Agency/Job Title) with low employee numbers may have an "artificially inflated" turnover rate. Actual counts should be considered when examining turnover rates. Categories with a Begin Count or End Count of "0" will have an artificially inflated turnover rate.
- Job Classes/Codes that were abolished/established will show an inaccurate turnover rate due to the lack of beginning or ending counts.
- For additional explanation of Action/Reason codes, view the Action Reason Code User Guide on <http://www.da.ks.gov/sharp/>.

Appointment of Classified Employees by Agency Fiscal Year 2014

Agy #	Agency Name	Hires	Rehires	Promotions	Demotions	Transfers
034	Adjutant General	0	0	2	0	0
039	Ks Dept for Aging & Disab Svs	19	5	23	0	3
046	Kansas Dept of Agriculture	0	0	1	0	0
083	Kansas Bureau of Investigation	2	2	12	0	12
105	State Board of Healing Arts	2	0	3	0	1
143	Corporation Commission	1	1	2	0	1
149	Board of Cosmetology	1	0	0	0	0
173	Department of Administration	11	10	6	2	1
177	Ellsworth Correctional Fclty	44	8	49	5	12
178	Office of Adminstratv Hearings	0	1	0	0	0
195	El Dorado Correctional Fclty	105	28	58	6	33
204	Board of Mortuary Arts	0	0	0	0	1
206	Emergency Medical Services	1	1	0	1	1
234	Fire Marshal	0	1	0	1	0
246	Fort Hays State University	16	8	16	1	7
264	Dept of Health & Environment	8	2	4	2	2
276	Department of Transportation	168	62	142	40	47
280	Highway Patrol	24	11	61	2	51
288	Kansas Historical Society	1	1	4	0	0
296	Department of Labor	0	0	1	1	1
300	Dept of Commerce	14	4	10	0	4
313	Hutchinson Correctional Fclty	119	21	63	1	48
328	Indigents Defense Svcs St Bd	2	0	2	0	0
352	Kansas Juvenile Correct. Cmplx	41	15	22	6	2
363	Kansas Neurological Institute	34	36	34	2	5
365	Ks Pblic Employees Retirmnt Sys	2	1	9	0	1
367	Kansas State University	118	56	121	12	38
373	Kansas State Fair Board	2	1	0	0	0
379	Emporia State University	12	7	13	0	13
385	Pittsburg State University	11	8	4	7	4
400	Lansing Correctional Facility	88	23	77	3	31
408	Larned Corr Mental Hlth Fclty	31	6	25	2	5
410	Larned State Hospital	131	66	112	10	169
412	Larned Juvenile Correct.Facil.	20	20	6	0	4
434	State Library	0	0	2	0	1
450	The Kansas Lottery	0	0	2	0	0
482	Board of Nursing	3	0	1	0	0
494	Osawatomie State Hospital	33	45	32	4	37
507	Parsons St Hosp & Trng Center	26	53	52	1	4
521	Department of Corrections	13	5	19	3	37

**Appointment of Classified Employees by Agency cont.
Fiscal Year 2014**

Agy #	Agency Name	Hires	Rehires	Promotions	Demotions	Transfers
522	KS Correctional Industries	6	1	4	4	0
553	Kansas Racing & Gaming Comm	3	0	5	0	1
565	Department of Revenue	37	44	114	8	11
581	Norton Correctional Facility	32	13	31	2	10
604	School for the Blind	3	1	2	0	0
610	School for the Deaf	2	3	1	0	2
625	Securities Comm of Kansas	0	0	1	0	0
629	Dept for Children and Families	156	107	77	45	105
652	Department of Education	7	3	5	1	2
660	Topeka Correctional Facility	41	7	26	3	4
663	Technical Professions St Bd	1	0	0	0	0
694	Veterans Commission	27	31	18	2	25
709	Kansas Water Office	0	0	1	0	0
710	KS Wildlife, Parks & Tourism	8	6	14	2	10
712	Winfield Correctional Facility	26	5	29	5	10
715	Wichita State University	27	10	6	0	0
Total		1,479	739	1,324	184	756

Source: SHARP (FY 2014); Regent's data provided by the specific institution. Excludes Unclassified, temporary, and student employees. Table does not show agencies with zero classified appointments or do not have classified employees.

Separation of Classified Employees by Agency Fiscal Year 2014

Agy #	Agency Name	Avg # of Employees	Terminations				Total Separations
			Retirements	Involuntary	Neutral	Voluntary	
034	Adjutant General	28.5	2	0	0	0	2
039	Ks Dept for Aging & Disab Svs	167.5	1	2	0	27	30
046	Kansas Dept of Agriculture	175.5	17	2	0	12	31
058	Kansas Human Rights Commission	17.5	0	1	0	0	1
083	Kansas Bureau of Investigation	185.5	7	0	0	8	15
094	Bank Commissioner	7	0	0	0	3	3
100	Board of Barbering	0.5	0	0	0	0	0
102	Behavioral Sciences Reg Board	3	0	0	0	0	0
105	State Board of Healing Arts	32.5	0	0	0	2	2
143	Corporation Commission	113.5	5	0	1	3	9
149	Board of Cosmetology	9.5	1	0	0	1	2
159	Department of Credit Unions	1	0	0	0	0	0
167	Dental Board	1.5	0	0	0	0	0
173	Department of Administration	347	7	3	0	18	28
177	Ellsworth Correctional Fclty	208	7	9	0	38	54
178	Office of Adminstratv Hearings	5.5	1	0	0	0	1
195	El Dorado Correctional Fclty	443	16	16	2	72	106
204	Board of Mortuary Arts	2	0	0	0	1	1
206	Emergency Medical Services	11.5	1	0	0	1	2
234	Fire Marshal	37.5	5	1	0	1	7
246	Fort Hays State University	267	7	3	0	16	26
264	Dept of Health & Environment	589	23	3	1	31	58
270	Hlth Care Stabilization Fund B	3	0	0	0	0	0
276	Department of Transportation	2139	50	21	4	169	244
280	Highway Patrol	719.5	32	3	1	28	64
288	Kansas Historical Society	71	2	0	0	2	4
296	Department of Labor	230	6	3	0	5	14
300	Dept of Commerce	136	3	1	0	12	16
313	Hutchinson Correctional Fclty	466	16	21	1	94	132
328	Indigents Defense Svcs St Bd	57	0	1	0	2	3
331	Insurance Department	6	0	0	0	0	0
352	Kansas Juvenile Correct. Cmplx	212.5	2	6	1	40	49
363	Kansas Neurological Institute	434	7	8	2	72	89
365	Ks Pblc Employees Retirmnt Sys	75.5	1	0	0	4	5
367	Kansas State University	1465	42	12	7	102	163
373	Kansas State Fair Board	24	0	0	0	3	3
379	Emporia State University	241	11	4	0	8	23
385	Pittsburg State University	289	8	0	1	8	17
400	Lansing Correctional Facility	634	23	8	1	86	118
408	Larned Corr Mental Hlth Fclty	165	4	11	0	28	43
410	Larned State Hospital	670	14	45	5	169	233
412	Larned Juvenile Correct.Facil.	125	1	8	0	31	40
434	State Library	19.5	0	0	0	1	1
450	The Kansas Lottery	20	1	1	0	0	2
482	Board of Nursing	20.5	0	1	0	1	2
488	Optometry Board of Examiners	1	0	0	0	0	0
494	Osawatomie State Hospital	308	9	28	0	55	92
507	Parsons St Hosp & Trng Center	414	14	26	0	35	75
521	Department of Corrections	225	7	6	0	16	29
522	KS Correctional Industries	45	3	0	0	3	6

**Separation of Classified Employees by Agency cont.
Fiscal Year 2014**

Agy #	Agency Name	Avg # of Employees	Terminations				Total Separations
			Retirements	Involuntary	Neutral	Voluntary	
531	Board of Pharmacy	5	0	0	0	0	0
543	Real Estate Appraisal Board	1	0	0	0	0	0
549	Real Estate Commission	5.5	0	0	0	1	1
553	Kansas Racing & Gaming Comm	53	0	1	0	6	7
555	Rainbow Mental Health Facility	65	6	5	0	29	40
561	Board of Regents	4.5	1	0	0	0	1
562	Court of Tax Appeals	8	0	0	0	0	0
565	Department of Revenue	792	19	8	1	41	69
581	Norton Correctional Facility	244.5	7	6	1	26	40
604	School for the Blind	15.5	2	1	0	3	6
610	School for the Deaf	28.5	0	0	0	4	4
625	Securities Comm of Kansas	8	0	0	0	0	0
629	Dept for Children and Families	2191.5	110	101	2	200	413
652	Department of Education	124	3	0	0	8	11
660	Topeka Correctional Facility	218	5	13	0	24	42
663	Technical Professions St Bd	3	1	0	0	0	1
670	State Treasurer	3.5	0	0	0	0	0
671	Pooled Money Investment Board	2	0	0	0	1	1
694	Veterans Commission	283	4	9	2	49	64
709	Kansas Water Office	13	0	0	0	1	1
710	KS Wildlife, Parks & Tourism	367.5	10	0	1	13	24
712	Winfield Correctional Facility	194.5	5	9	0	26	40
715	Wichita State University	177	0	3	0	0	3
Total		16,677	529	410	34	1,640	2,613
FY 2014 % of Total Separations			20.24%	15.69%	1.30%	62.76%	
FY 2013 % of Total Separations			20.98%	14.60%	1.53%	62.89%	
FY 2012 % of Total Separations			39.84%	10.42%	0.89%	48.84%	
FY 2011 % of Total Separations			28.29%	14.12%	1.62%	55.97%	
FY 2010 % of Total Separations			26.44%	16.30%	1.82%	55.44%	
FY 2009 % of Total Separations			20.50%	17.63%	2.24%	59.68%	

Source: SHARP (FY 2009-2014); Regent's data provided by the specific institution. Excludes unclassified, temporary and student employees. Agencies without classified employees are excluded from this table. NOTE: The high percentage of retirements in FY 2012 was due to the Voluntary Retirement Incentive Program (VRIP).

Classified Employees Turnover by Agency Fiscal Years 2005-2014

Agy #	Agency Name	Avg # Ees FY 2014	Turnover Rate									
			FY 2014	FY 2013	FY 2012	FY 2011	FY 2010	FY 2009	FY 2008	FY 2007	FY 2006	FY 2005
028	Accountancy, Board of	N/A	N/A	0.00%	0.00%	0.00%	200.00%	100.00%	0.00%	0.00%	0.00%	0.00%
034	Adjutant General	28.5	7.02%	9.38%	8.70%	7.79%	0.00%	8.00%	22.78%	14.12%	11.49%	6.67%
039	Aging & Disability Services, Dept of	167.5	17.91%	25.69%	17.29%	27.44%	11.30%	9.71%	14.79%	10.83%	12.20%	10.91%
046	Agriculture, Kansas Dept of	175.5	17.66%	9.90%	11.76%	8.05%	7.27%	10.09%	6.46%	12.31%	7.35%	10.04%
055	Animal Health Department	N/A	N/A	N/A	N/A	50.00%	8.16%	11.32%	10.53%	0.00%	11.32%	3.85%
058	Human Rights Commission, Kansas	17.5	5.71%	5.13%	4.88%	0.00%	17.02%	7.27%	3.45%	0.00%	18.87%	7.55%
082	Attorney General	N/A	N/A	N/A	N/A	N/A	N/A	0.00%	200.00%	0.00%	0.00%	0.00%
083	Kansas Bureau of Investigation	185.5	8.09%	8.22%	8.24%	7.78%	9.18%	6.27%	5.59%	3.25%	7.61%	5.57%
094	Bank Commissioner	7	42.86%	14.46%	14.67%	7.74%	9.03%	7.64%	10.67%	17.69%	5.63%	19.58%
100	Barbering, Board of	0.5	0.00%	0.00%	0.00%	0.00%	100.00%	0.00%	0.00%	0.00%	0.00%	0.00%
102	Behavioral Sciences Reg Board	3	0.00%	33.33%	0.00%	0.00%	20.00%	0.00%	0.00%	0.00%	22.22%	0.00%
105	Healing Arts, State Bd of	32.5	6.15%	12.50%	3.17%	16.13%	12.90%	9.68%	0.00%	11.76%	20.00%	8.00%
143	Corporation Commission	113.5	7.93%	4.86%	7.72%	7.41%	5.05%	4.33%	6.57%	7.38%	9.59%	4.51%
149	Cosmetology, Board of	9.5	21.05%	20.00%	10.00%	10.00%	10.00%	19.05%	9.09%	28.57%	20.00%	30.00%
159	Credit Unions, Dept of	1	0.00%	16.67%	27.27%	18.18%	0.00%	20.00%	0.00%	57.14%	0.00%	0.00%
167	Dental Board	1.5	0.00%	0.00%	0.00%	0.00%	0.00%	0.00%	50.00%	0.00%	0.00%	100.00%
171	Health Policy Authority, Kansas	N/A	N/A	N/A	N/A	34.29%	7.55%	9.05%	15.26%	7.80%	2.24%	0.00%
173	Administration, Dept of	347	8.07%	10.05%	10.50%	9.85%	8.99%	6.89%	8.01%	6.32%	10.13%	7.29%
175	Housing Resources Corp, Ks	N/A	N/A	N/A	N/A	N/A	0.00%	0.00%	9.52%	23.26%	14.04%	6.15%
177	Ellsworth Correctional Fclty	208	25.96%	26.25%	21.80%	19.86%	18.14%	17.54%	17.33%	12.06%	21.81%	21.96%
178	Administrative Hearings, Office of	5.5	18.18%	0.00%	13.33%	0.00%	0.00%	0.00%	N/A	N/A	N/A	N/A
195	El Dorado Correctional Fclty	443	23.93%	16.20%	19.03%	19.18%	15.48%	24.54%	30.80%	33.45%	30.80%	19.82%
204	Mortuary Arts, Board of	2	50.00%	0.00%	50.00%	0.00%	0.00%	0.00%	0.00%	0.00%	0.00%	0.00%
206	Emergency Medical Services	11.5	17.39%	7.69%	0.00%	8.70%	8.00%	0.00%	16.67%	9.09%	0.00%	8.70%
234	Fire Marshal	37.5	18.67%	15.38%	20.25%	13.95%	17.58%	8.51%	6.32%	8.70%	4.35%	6.67%
246	Fort Hays State University	267	16.36%	10.07%	8.81%	6.79%	4.94%	5.27%	5.24%	6.99%	7.56%	6.73%
264	Health & Environment, Dept of	589	9.85%	7.41%	12.40%	8.79%	6.62%	8.70%	8.92%	9.61%	11.56%	7.68%
270	Health Care Stabilization Fund	3	0.00%	0.00%	0.00%	0.00%	18.18%	20.00%	0.00%	40.00%	0.00%	0.00%
276	Transportation, Dept of	2139	11.41%	13.03%	13.96%	8.79%	7.66%	7.05%	9.33%	10.53%	10.46%	10.19%
280	Highway Patrol	719.5	8.90%	6.13%	7.99%	6.66%	5.61%	3.72%	6.39%	6.50%	7.34%	6.21%
288	Historical Society, Kansas	71	5.63%	10.53%	13.33%	12.43%	6.38%	11.76%	10.19%	7.48%	11.93%	9.01%
296	Labor, Dept of	230	6.09%	9.24%	30.87%	13.78%	7.13%	5.31%	9.82%	15.69%	9.75%	12.75%
300	Commerce, Dept of	136	11.76%	22.01%	21.28%	21.88%	15.26%	14.29%	26.29%	18.93%	14.22%	11.27%
313	Hutchinson Correctional Fclty	466	28.33%	22.08%	23.16%	22.78%	21.14%	18.60%	18.72%	21.65%	17.27%	16.21%
319	Topeka Juvenile Correctional Fac.	N/A	N/A	N/A	N/A	N/A	N/A	N/A	N/A	N/A	N/A	60.83%
325	Beloit Juvenile Correctional Facility	N/A	N/A	N/A	N/A	N/A	168.63%	23.42%	20.17%	29.06%	40.88%	39.51%
328	Indigents Defense Svcs St Bd	57	5.26%	5.08%	6.72%	4.96%	7.87%	7.52%	7.52%	9.23%	13.64%	4.65%
331	Insurance Department	6	0.00%	0.00%	63.64%	12.12%	0.00%	5.26%	10.26%	4.76%	12.00%	10.34%
350	Juvenile Justice Authority	N/A	N/A	0.00%	12.12%	15.79%	19.51%	4.76%	15.00%	31.82%	4.17%	16.00%
352	Kansas Juvenile Correct. Cmplx	212.5	23.06%	26.21%	27.84%	29.61%	37.44%	35.48%	26.85%	30.66%	28.00%	9.52%
355	Atchison Juvenile Correctional Fac	N/A	N/A	N/A	N/A	N/A	N/A	127.54%	29.37%	28.38%	31.71%	35.03%
359	Arts Commission, Kansas	N/A	N/A	N/A	N/A	240.00%	0.00%	50.00%	16.67%	54.55%	15.38%	0.00%
363	Kansas Neurological Institute	434	20.51%	14.41%	25.64%	14.42%	14.45%	12.23%	11.64%	15.07%	12.84%	17.98%
365	Ks Public Employees Retirmnt System	75.5	6.62%	7.04%	12.03%	10.29%	8.76%	5.93%	9.23%	7.75%	12.21%	4.55%
367	Kansas State University	1465	9.74%	11.57%	14.27%	10.71%	8.58%	10.88%	11.73%	12.03%	11.91%	12.06%
373	Fair Board, Kansas State	24	12.50%	4.26%	8.89%	17.78%	8.89%	13.33%	0.00%	13.64%	14.29%	18.60%
379	Emporia State University	241	9.54%	7.17%	9.02%	5.45%	3.21%	4.55%	8.64%	8.75%	9.35%	8.92%
385	Pittsburg State University	289	5.88%	6.87%	9.20%	10.24%	6.67%	6.22%	7.93%	5.97%	9.73%	8.00%
400	Lansing Correctional Facility	634	18.61%	15.08%	18.88%	13.67%	15.40%	19.55%	21.70%	20.94%	22.51%	28.64%
408	Larned Corr Mental Hlth Fclty	165	26.06%	23.42%	22.49%	26.97%	30.47%	21.47%	14.29%	18.97%	17.00%	18.99%

Classified Employees Turnover by Agency Fiscal Years 2005-2014

Agy #	Agency Name	Avg # Ees FY 2014	Turnover Rate									
			FY 2014	FY 2013	FY 2012	FY 2011	FY 2010	FY 2009	FY 2008	FY 2007	FY 2006	FY 2005
410	Larned State Hospital	670	34.78%	28.39%	30.82%	22.24%	20.02%	18.64%	22.74%	23.12%	18.20%	21.88%
412	Larned Juvenile Correct.Facil.	125	32.00%	19.51%	24.89%	26.56%	21.77%	18.75%	21.79%	19.84%	16.92%	16.79%
434	State Library	19.5	5.13%	5.13%	16.55%	5.13%	5.13%	5.00%	5.00%	9.76%	0.00%	9.09%
450	Lottery, Kansas	20	10.00%	9.23%	12.35%	0.00%	4.88%	7.14%	4.71%	2.53%	10.39%	0.00%
482	Nursing, Board of	20.5	9.76%	0.00%	11.11%	5.41%	5.56%	15.79%	5.26%	10.53%	10.26%	10.26%
488	Optometry Board of Examiners	1	0.00%	0.00%	0.00%	0.00%	0.00%	0.00%	0.00%	0.00%	0.00%	0.00%
494	Osawatomie State Hospital	308	29.87%	19.84%	25.96%	18.96%	20.08%	17.19%	26.33%	28.37%	22.35%	21.47%
507	Parsons St Hosp & Trng Center	414	18.12%	12.93%	16.10%	10.43%	10.83%	7.14%	10.89%	9.99%	16.80%	11.50%
521	Corrections, Dept of	270	12.96%	10.73%	13.06%	10.33%	7.68%	6.77%	10.43%	9.28%	11.83%	8.19%
531	Pharmacy, Board of	5	0.00%	18.18%	0.00%	0.00%	0.00%	18.18%	0.00%	20.00%	18.18%	0.00%
543	Real Estate Appraisal Board	1	0.00%	0.00%	0.00%	0.00%	0.00%	0.00%	0.00%	0.00%	0.00%	0.00%
549	Real Estate Commission	5.5	18.18%	14.29%	11.76%	11.11%	10.53%	0.00%	10.53%	10.00%	10.00%	19.05%
553	Racing & Gaming Commission, KS	53	13.21%	10.71%	8.42%	13.51%	2.99%	33.77%	7.14%	5.13%	5.19%	7.50%
555	Rainbow Mental Health Facility	65	123.08%	58.16%	39.53%	43.35%	27.36%	18.96%	26.29%	16.04%	21.40%	20.66%
561	Regents, Board of	4.5	22.22%	0.00%	13.33%	30.00%	7.69%	6.90%	0.00%	11.11%	16.22%	10.00%
562	Court of Tax Appeals	8	0.00%	0.00%	8.00%	0.00%	11.76%	0.00%	10.00%	16.67%	0.00%	0.00%
565	Revenue, Dept of	792	8.71%	9.26%	14.31%	7.22%	5.32%	6.27%	6.11%	7.24%	7.89%	8.19%
581	Norton Correctional Facility	244.5	16.36%	18.44%	16.63%	13.33%	14.00%	17.57%	13.78%	12.00%	18.40%	14.20%
604	School for the Blind	15.5	38.71%	33.33%	10.00%	5.00%	0.00%	5.26%	19.51%	8.51%	12.24%	23.53%
610	School for the Deaf	28.5	14.04%	16.39%	11.27%	13.51%	21.92%	23.81%	10.99%	11.11%	25.81%	10.42%
625	Securities Comm of Kansas	8	0.00%	38.10%	0.00%	36.36%	0.00%	9.09%	8.89%	0.00%	10.26%	5.56%
629	Children & Families, Dept for	2192.5	18.85%	14.24%	18.37%	10.04%	9.48%	10.82%	12.40%	11.30%	11.79%	8.73%
634	Conservation Commission	N/A	N/A	N/A	N/A	0.00%	0.00%	0.00%	0.00%	0.00%	0.00%	0.00%
652	Education, Dept of	124	8.87%	14.12%	11.15%	11.39%	8.70%	9.09%	10.83%	18.58%	14.41%	8.31%
660	Topeka Correctional Facility	218	19.27%	15.63%	18.44%	18.82%	16.63%	15.32%	14.67%	11.48%	18.10%	10.02%
663	Technical Professions St Bd	3	33.33%	0.00%	0.00%	0.00%	0.00%	0.00%	0.00%	40.00%	0.00%	0.00%
670	State Treasurer	3.5	0.00%	22.22%	0.00%	0.00%	0.00%	14.29%	0.00%	11.76%	10.53%	0.00%
671	Pooled Money Investment Board	2	50.00%	0.00%	0.00%	25.00%	25.00%	25.00%	0.00%	0.00%	0.00%	0.00%
682	University of Kansas	N/A	N/A	N/A	N/A	N/A	N/A	N/A	0.00%	0.00%	1.41%	17.46%
683	Univ of Ks Medical Center	N/A	N/A	15.50%	21.62%	12.06%	12.25%	14.62%	16.35%	20.22%	14.30%	13.93%
694	Veterans Commission	283	22.61%	22.41%	18.98%	20.59%	23.79%	24.29%	26.29%	28.31%	27.20%	30.70%
709	Water Office, Kansas	13	7.69%	7.69%	20.63%	12.12%	5.88%	11.11%	5.26%	5.41%	5.13%	0.00%
710	Wildlife, Parks, & Tourism, KS	367.5	6.53%	7.98%	10.46%	8.02%	7.04%	3.74%	5.53%	6.67%	8.51%	5.61%
712	Winfield Correctional Facility	194.5	20.57%	13.65%	16.84%	12.34%	16.88%	15.82%	16.41%	17.77%	16.67%	17.17%
715	Wichita State University	177	1.69%	11.56%	13.79%	7.48%	7.68%	9.88%	13.22%	12.04%	13.92%	9.84%
Statewide		15,780	16.56%	13.88%	16.54%	12.19%	11.13%	11.12%	12.61%	13.46%	12.83%	13.05%

Source: SHARP (FY 2005-2014); Regent's data provided by the specific institution. Excludes unclassified, temporary and student employees. Agencies marked "N/A" have no classified employees or the agency has been abolished. Agencies without classified employees for the time frame shown are not included in the table. Note: Turnover is calculated based upon the average number of employees for that fiscal year.

Unclassified Employees Turnover by Agency
Fiscal Years FY 2009-2014
Includes Unclassified Regular and Unclassified/Benefit Eligible Employees

Agy #	Agency Name	Avg # Ees FY 2014	Turnover Rate					
			FY 2014	FY 2013	FY 2012	FY 2011	FY 2010	FY 2009
028	Accountancy, Board of	3	0.00%	33.33%	0.00%	0.00%	0.00%	100.00%
034	Adjutant General	328	46.95%	13.16%	17.14%	17.55%	8.83%	10.83%
039	Aging & Disability Services, Dept of	76.5	15.69%	14.58%	15.87%	37.50%	0.00%	16.33%
046	Agriculture, Kansas Dept of	145	14.48%	12.90%	13.45%	12.37%	9.88%	19.18%
055	Animal Health Department	N/A	N/A	N/A	N/A	0.00%	80.00%	0.00%
058	Human Rights Commission, Kansas	1.5	66.67%	0.00%	66.67%	0.00%	50.00%	0.00%
082	Attorney General	120	14.17%	10.57%	14.81%	34.67%	10.48%	11.11%
083	Kansas Bureau of Investigation	69	7.25%	6.49%	14.38%	6.78%	9.30%	9.13%
094	Bank Commissioner	94.5	8.47%	5.17%	4.26%	4.76%	15.38%	0.00%
100	Barbering, Board of	2.5	0.00%	0.00%	0.00%	0.00%	50.00%	50.00%
102	Behavioral Sciences Reg Board	6	0.00%	18.18%	0.00%	25.00%	0.00%	0.00%
105	Healing Arts, State Bd of	13.5	7.41%	8.00%	24.00%	32.00%	14.81%	10.00%
122	Citizens Utility Ratepayer Bd	5.5	18.18%	0.00%	18.18%	0.00%	16.67%	0.00%
143	Corporation Commission	85.5	26.90%	18.60%	28.07%	19.54%	16.00%	12.94%
149	Cosmetology, Board of	3.5	28.57%	0.00%	0.00%	100.00%	0.00%	0.00%
159	Credit Unions, Dept of	10.5	0.00%	0.00%	0.00%	0.00%	0.00%	0.00%
167	Dental Board	1	0.00%	0.00%	100.00%	0.00%	0.00%	0.00%
171	Health Policy Authority, Kansas	N/A	N/A	N/A	N/A	34.78%	8.60%	8.51%
173	Administration, Dept of	145.5	6.87%	13.56%	19.16%	21.92%	2.95%	8.55%
175	Housing Resources Corp, Ks	N/A	N/A	N/A	N/A	N/A	28.57%	15.56%
177	Ellsworth Correctional Fclty	3	66.67%	0.00%	0.00%	40.00%	0.00%	33.33%
178	Administrative Hearings, Office of	3.5	0.00%	0.00%	0.00%	0.00%	0.00%	0.00%
195	El Dorado Correctional Fclty	5	0.00%	25.00%	0.00%	0.00%	28.57%	0.00%
204	Mortuary Arts, Board of	1	0.00%	0.00%	0.00%	0.00%	0.00%	0.00%
206	Emergency Medical Services	1	100.00%	0.00%	0.00%	0.00%	100.00%	0.00%
234	Fire Marshal	13	30.77%	18.18%	0.00%	100.00%	0.00%	66.67%
246	Fort Hays State University	659	7.89%	11.92%	13.59%	15.21%	12.98%	9.52%
247	KS Governmental Ethics Comm	8	25.00%	12.50%	13.33%	26.67%	0.00%	11.76%
252	Governor	34	14.71%	13.89%	18.42%	49.32%	16.90%	28.57%
264	Health & Environment, Dept of	404	14.11%	13.54%	18.08%	12.69%	13.97%	14.90%
270	Health Care Stabilization Fund	15	0.00%	0.00%	0.00%	0.00%	8.70%	28.57%
276	Transportation, Dept of	311.5	9.63%	18.02%	7.21%	8.55%	8.33%	10.34%
280	Highway Patrol	44.5	6.74%	12.66%	20.78%	12.82%	7.50%	10.00%
288	Historical Society, Kansas	5	0.00%	0.00%	0.00%	50.00%	0.00%	40.00%
296	Labor, Dept of	181	14.92%	20.63%	28.39%	60.66%	11.46%	31.07%
300	Commerce, Dept of	105.5	15.17%	28.24%	15.60%	9.30%	10.34%	3.51%
313	Hutchinson Correctional Fclty	5	0.00%	22.22%	0.00%	28.57%	0.00%	0.00%
325	Beloit Juvenile Correctional Facility	N/A	N/A	N/A	N/A	N/A	0.00%	66.67%
328	Indigents Defense Svcs St Bd	110.5	13.57%	13.51%	14.41%	14.29%	10.71%	15.18%
331	Insurance Department	114.5	13.97%	5.26%	6.36%	11.32%	10.28%	3.74%
349	Judicial Council	4.5	0.00%	25.00%	0.00%	54.55%	0.00%	12.50%
350	Juvenile Justice Authority	N/A	N/A	47.62%	34.78%	35.71%	0.00%	7.02%
352	Kansas Juvenile Correct. Cmplx	9.5	42.11%	27.27%	50.00%	28.57%	34.78%	19.05%
355	Atchison Juvenile Correctional Fac	N/A	N/A	N/A	N/A	N/A	300.00%	28.57%
359	Arts Commission, Kansas	N/A	N/A	N/A	0.00%	100.00%	0.00%	0.00%

Unclassified Employees Turnover by Agency cont.
Fiscal Years FY 2009-2014
Includes Unclassified Regular and Unclassified/Benefit Eligible Employees

Agy #	Agency Name	Avg # Ees FY 2014	Turnover Rate					
			FY 2014	FY 2013	FY 2012	FY 2011	FY 2010	FY 2009
360	Kansas, Inc.	N/A	N/A	N/A	N/A	133.33%	0.00%	33.33%
363	Kansas Neurological Institute	6.5	46.15%	15.38%	0.00%	15.38%	0.00%	0.00%
365	Ks Public Employees Retirmnt System	23.5	0.00%	15.79%	17.65%	22.86%	0.00%	5.56%
367	Kansas State University	4144	13.75%	35.44%	10.75%	10.18%	9.94%	9.06%
371	Technology Enterprise Corp, Kansas	N/A	N/A	N/A	N/A	111.11%	40.00%	34.78%
373	Fair Board, Kansas State	1	0.00%	0.00%	0.00%	0.00%	0.00%	0.00%
379	Emporia State University	480.5	13.74%	11.05%	10.80%	12.53%	8.64%	12.63%
385	Pittsburg State University	537	8.57%	9.77%	9.37%	10.14%	10.16%	9.57%
400	Lansing Correctional Facility	4.5	22.22%	28.57%	0.00%	0.00%	0.00%	0.00%
408	Larned Corr Mental Hlth Fclty	2	0.00%	0.00%	0.00%	80.00%	0.00%	0.00%
410	Larned State Hospital	49.5	36.36%	56.82%	44.16%	30.99%	44.16%	40.96%
412	Larned Juvenile Correct.Facil.	5	0.00%	33.33%	9.52%	0.00%	8.33%	16.67%
422	Legislative Coordinating Council	8	25.00%	12.50%	31.58%	9.09%	0.00%	0.00%
425	Legislative Research Dept	40.5	12.35%	23.81%	9.30%	16.28%	9.52%	12.35%
428	Legislature	210	5.24%	38.14%	7.54%	20.36%	3.03%	4.95%
434	State Library	10	10.00%	10.53%	52.63%	35.29%	11.76%	40.00%
446	Lieutenant Governor	N/A	N/A	0.00%	0.00%	57.14%	120.00%	0.00%
450	Lottery, Kansas	60.5	11.57%	10.10%	12.05%	10.96%	0.00%	5.19%
482	Nursing, Board of	3.5	28.57%	0.00%	25.00%	0.00%	33.33%	0.00%
488	Optometry Board of Examiners	0	0.00%	0.00%	200.00%	0.00%	0.00%	N/A
494	Osawatomie State Hospital	27.5	32.73%	16.33%	30.43%	4.17%	23.53%	3.77%
507	Parsons St Hosp & Trng Center	11.5	0.00%	16.67%	0.00%	18.18%	0.00%	0.00%
521	Corrections, Dept of	147	10.88%	14.57%	25.87%	25.35%	6.90%	13.45%
522	Correctional Industries, Kansas	5	20.00%	0.00%	0.00%	0.00%	0.00%	0.00%
523	Parole Board, Kansas	N/A	N/A	N/A	N/A	66.67%	33.33%	0.00%
529	KS Comm Peach Officers Std & Trng	6	0.00%	0.00%	18.18%	0.00%	0.00%	25.00%
531	Pharmacy, Board of	4	25.00%	28.57%	0.00%	0.00%	0.00%	0.00%
540	Legislative Division of Post Audit	21.5	13.95%	9.52%	18.60%	14.29%	30.30%	5.63%
543	Real Estate Appraisal Board	1	0.00%	0.00%	0.00%	0.00%	0.00%	0.00%
549	Real Estate Commission	3.5	28.57%	33.33%	0.00%	0.00%	0.00%	0.00%
553	Racing & Gaming Commission, KS	25.5	15.69%	19.23%	22.22%	16.67%	17.65%	0.00%
555	Rainbow Mental Health Facility	1.5	66.67%	66.67%	33.33%	0.00%	40.00%	0.00%
561	Regents, Board of	53	11.32%	15.09%	32.14%	14.81%	6.38%	2.33%
562	Court of Tax Appeals	7.5	13.33%	23.53%	20.00%	10.00%	0.00%	0.00%
565	Revenue, Dept of	129	8.53%	12.74%	9.52%	24.00%	8.26%	8.93%
579	Revisor of Statutes	28.5	7.02%	7.27%	10.71%	25.00%	10.17%	6.25%
581	Norton Correctional Facility	3	0.00%	0.00%	0.00%	33.33%	33.33%	0.00%
604	School for the Blind	54	11.11%	5.50%	14.41%	12.39%	7.02%	6.72%
610	School for the Deaf	95	13.68%	12.44%	12.50%	9.57%	12.57%	9.90%
622	Secretary of State	42.5	11.76%	14.29%	15.73%	19.15%	14.43%	4.08%
625	Securities Comm of Kansas	15.5	0.00%	37.04%	33.33%	50.00%	0.00%	0.00%
626	Sentencing Commission, Kansas	10.5	0.00%	0.00%	10.00%	10.00%	10.00%	19.05%
629	Children & Families, Dept for	175	16.00%	10.86%	37.35%	36.57%	9.42%	15.53%
634	Conservation Commission	N/A	N/A	N/A	N/A	0.00%	23.53%	30.00%
652	Education, Dept of	117.5	16.17%	16.19%	17.46%	15.45%	9.57%	13.66%

Unclassified Employees Turnover by Agency cont.
Fiscal Years FY 2009-2014
Includes Unclassified Regular and Unclassified/Benefit Eligible Employees

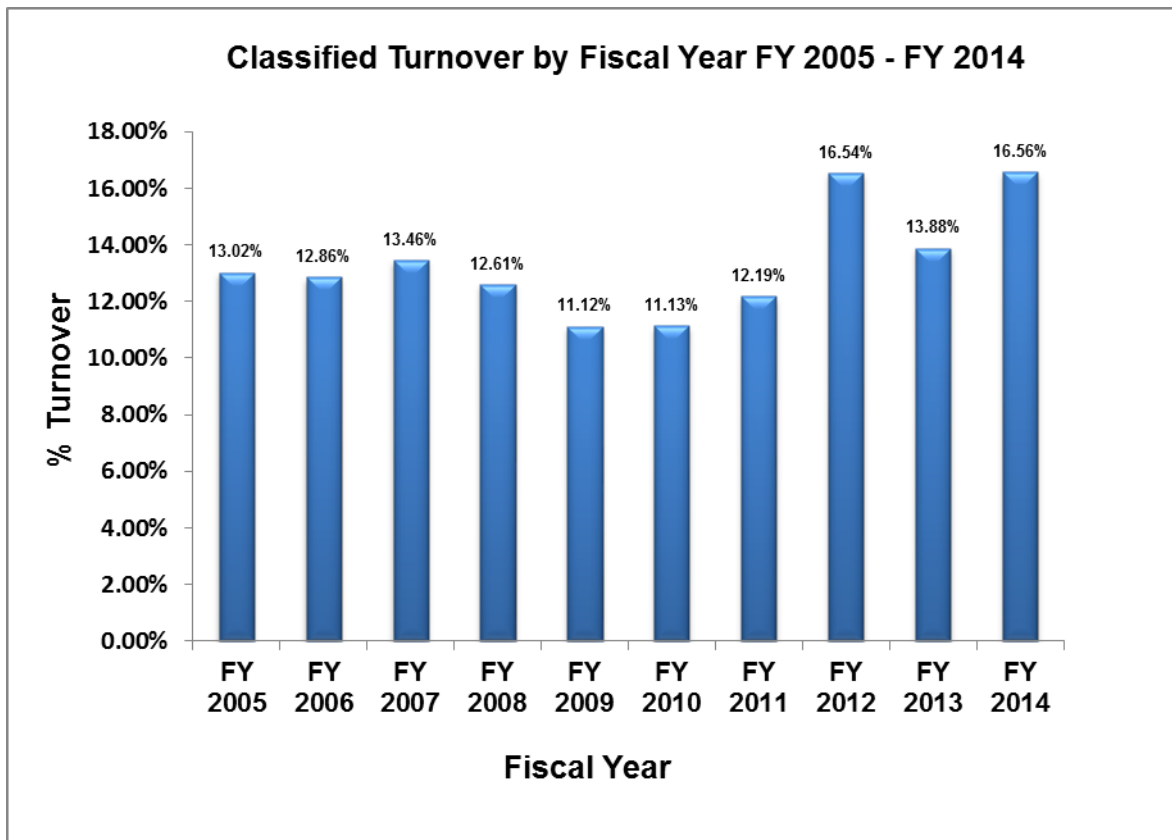
Agy #	Agency Name	Avg # Ees FY 2014	Turnover Rate					
			FY 2014	FY 2013	FY 2012	FY 2011	FY 2010	FY 2009
660	Topeka Correctional Facility	7.5	13.33%	0.00%	25.00%	0.00%	0.00%	11.11%
663	Technical Professions St Bd	2	50.00%	0.00%	0.00%	0.00%	0.00%	50.00%
670	State Treasurer	34.5	5.80%	23.53%	11.43%	21.21%	9.23%	0.00%
671	Pooled Money Investment Board	2.5	0.00%	0.00%	66.67%	0.00%	0.00%	50.00%
677	Judicial Branch	1839.5	8.26%	9.32%	7.21%	7.64%	5.53%	8.21%
682	University of Kansas	4957.5	23.12%	24.75%	22.27%	22.04%	18.79%	20.94%
683	Univ of Ks Medical Center	3244	19.27%	19.16%	19.44%	17.70%	14.39%	14.64%
694	Veterans Commission	10.5	19.05%	20.00%	20.00%	19.05%	18.18%	16.67%
700	Brd of Veterinary Examiners	1	0.00%	40.00%	0.00%	0.00%	0.00%	0.00%
709	Water Office, Kansas	5	0.00%	0.00%	0.00%	0.00%	0.00%	28.57%
710	Wildlife, Parks, & Tourism, KS	45	11.11%	14.63%	12.35%	7.41%	5.48%	11.76%
712	Winfield Correctional Facility	3	0.00%	0.00%	0.00%	0.00%	0.00%	0.00%
715	Wichita State University	1345	2.23%	12.81%	15.61%	11.91%	8.45%	10.23%
Statewide		21,217	15.60%	21.20%	16.18%	16.44%	11.12%	13.44%

Source: SHARP (FY 2009-2014); Regent's data provided by the specific institution. Includes unclassified regular and unclassified temporary, benefit eligible employees. Excludes classified, temporary and student employees. Agencies marked "N/A" had no unclassified employees that fiscal year or the agency has been abolished. Note: Turnover is calculated based upon the average number of employees for that fiscal year.

Agency Turnover FY 2014

Agencies with less than 10% Turnover: Classified Employees			
Excludes agencies with less than an average of 50 classified employees for FY 2014			
Agy #	Agency Name	Avg # Employees	Turnover
328	Indigents Defense Svcs St Bd	57	5.26%
288	Historical Society, Kansas	71	5.63%
365	Ks Public Employees Retirmnt System	75.5	6.62%
143	Corporation Commission	113.5	7.93%
652	Education, Dept of	124	8.87%
715	Wichita State University	177	1.69%
083	Kansas Bureau of Investigation	185.5	8.09%
296	Labor, Dept of	230	6.09%
379	Emporia State University	241	9.54%
385	Pittsburg State University	289	5.88%
173	Administration, Dept of	347	8.07%
710	Wildlife, Parks, & Tourism, KS	367.5	6.53%
264	Health & Environment, Dept of	589	9.85%
280	Highway Patrol	719.5	8.90%
565	Revenue, Dept of	792	8.71%
367	Kansas State University	1465	9.74%

Source: SHARP (FY 2014); Regent's data provided by the specific institution. Excludes unclassified, temporary and student employees.

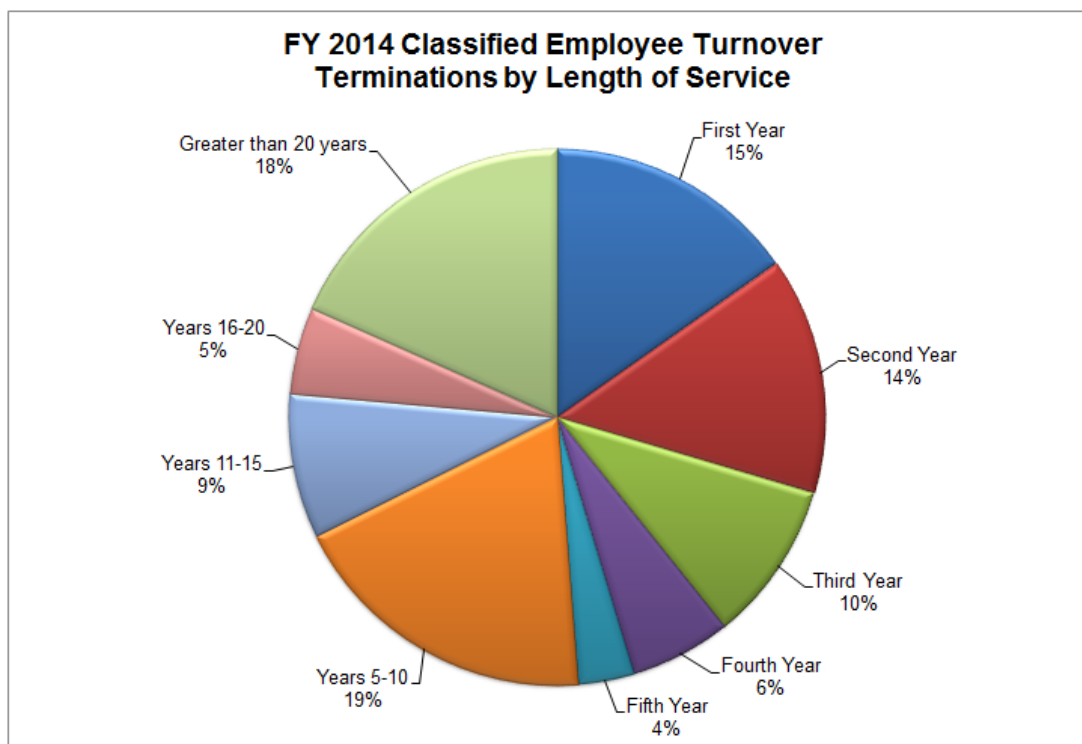


Source: SHARP (FY 2005-2014); Regent's data provided by the specific institution. Excludes unclassified, temporary and student employees. The increase in FY 2012 is primarily due to retirements. Retirements accounted for 25% of separations in FY 2011, but accounted for 40% of separations in FY 2012, most likely because of the voluntary retirement incentive program (VRIP) offered in FY 2012.

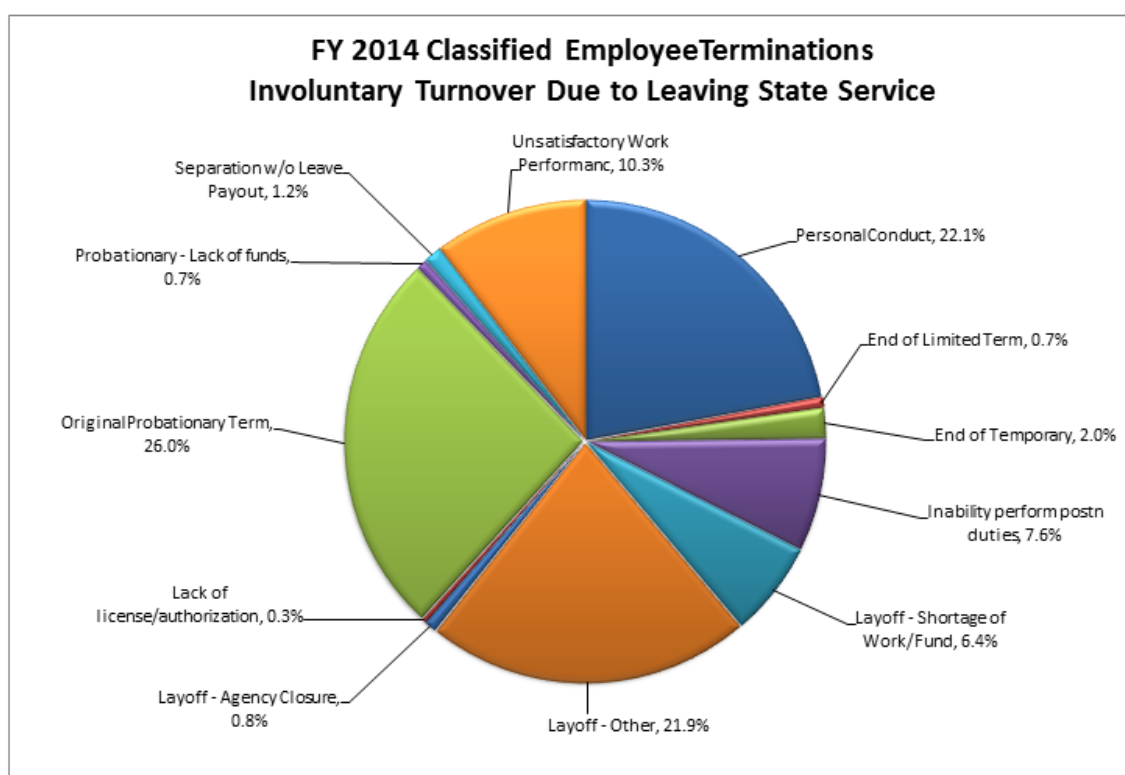
Job Turnover FY 2014

Classified Job Titles with 20% or Higher Turnover Rates in FY 2014			
Excludes trainee classes and agencies with less than an average of 50 classified employees			
Job Code	Job Title	Avg # Employees	Turnover
5003F2	MHDD Technician Trn	56	64.29%
3070N3	Equipment Operator Trainee	59.5	60.50%
4510R1	Cook Senior	53	52.83%
8109L1	Corrections Officer I (A)	610.5	50.45%
5001F2	Certified Nurse Aide I	68.5	42.34%
4304L1	Juvenile Corrections Officer I	178.5	40.34%
8231A3	Health Facility Surveyor I	71	38.03%
7109F2	Licensed Practical Nurse Sr	88.5	37.29%
5004F2	MHDD Technician	735.5	33.99%
8163D2	Human Services Counselor	78.5	28.03%
7114F2	Registered Nurse Senior	163.5	26.91%
7556L1	Parole Officer I	73.5	21.77%
8161D2	Human Services Specialist	680	21.18%
8164D2	Human Services Supervisor	71	21.13%
4205D1	Social Worker Specialist	367.5	20.68%
8160D2	Human Services Assistant	229	20.09%

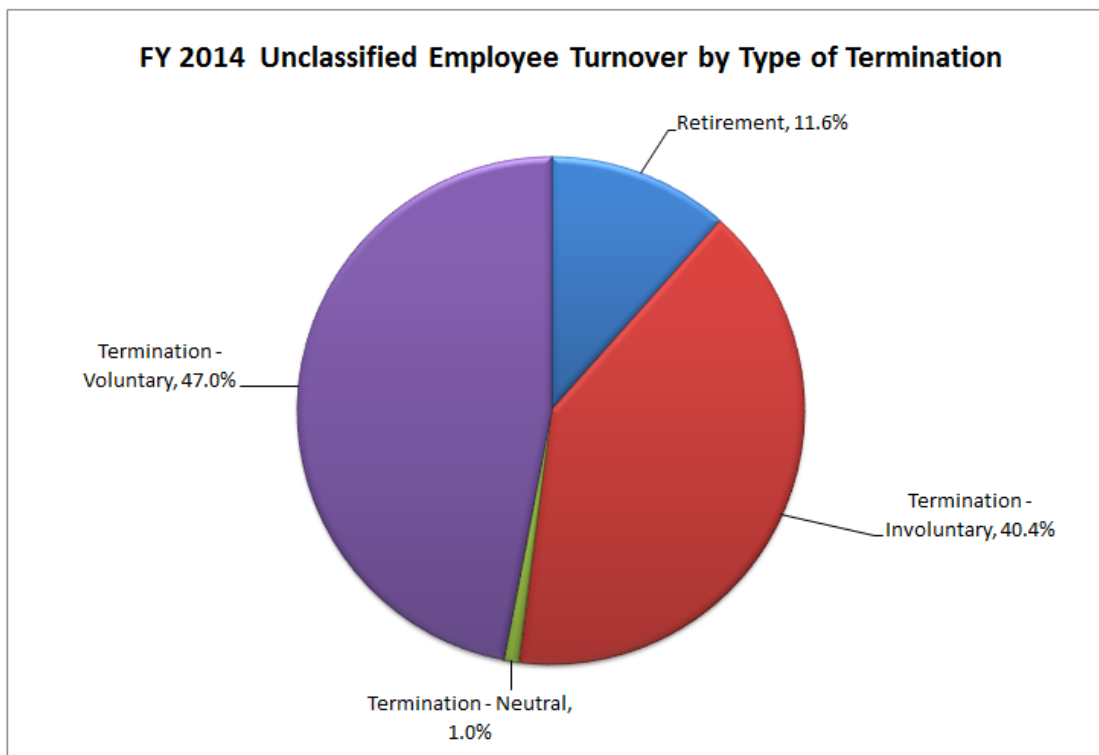
Source: SHARP (FY 2014); Regent's data provided by the specific institution. Excludes unclassified, temporary and student employees Excludes job titles that had less than an average of 50 employees in FY 2014.



Source: SHARP (FY 2014); Regent's data provided by the specific institution. Excludes unclassified, temporary and student employees.



Source: SHARP (FY 2014); Regent's data provided by the specific institution. Excludes unclassified, temporary and student employees.



Source: SHARP (FY 2014); Regent's data provided by the specific institution. Includes unclassified, regular and unclassified temporary benefit eligible employees. Excludes classified employees, students, and unclassified temporary non-benefit eligible employees.

The graphs and tables that follow show changes in the workforce that occurred between FY 2009 and FY 2014. A decision to modify how some of the data was collected may cause variances from previous reports.

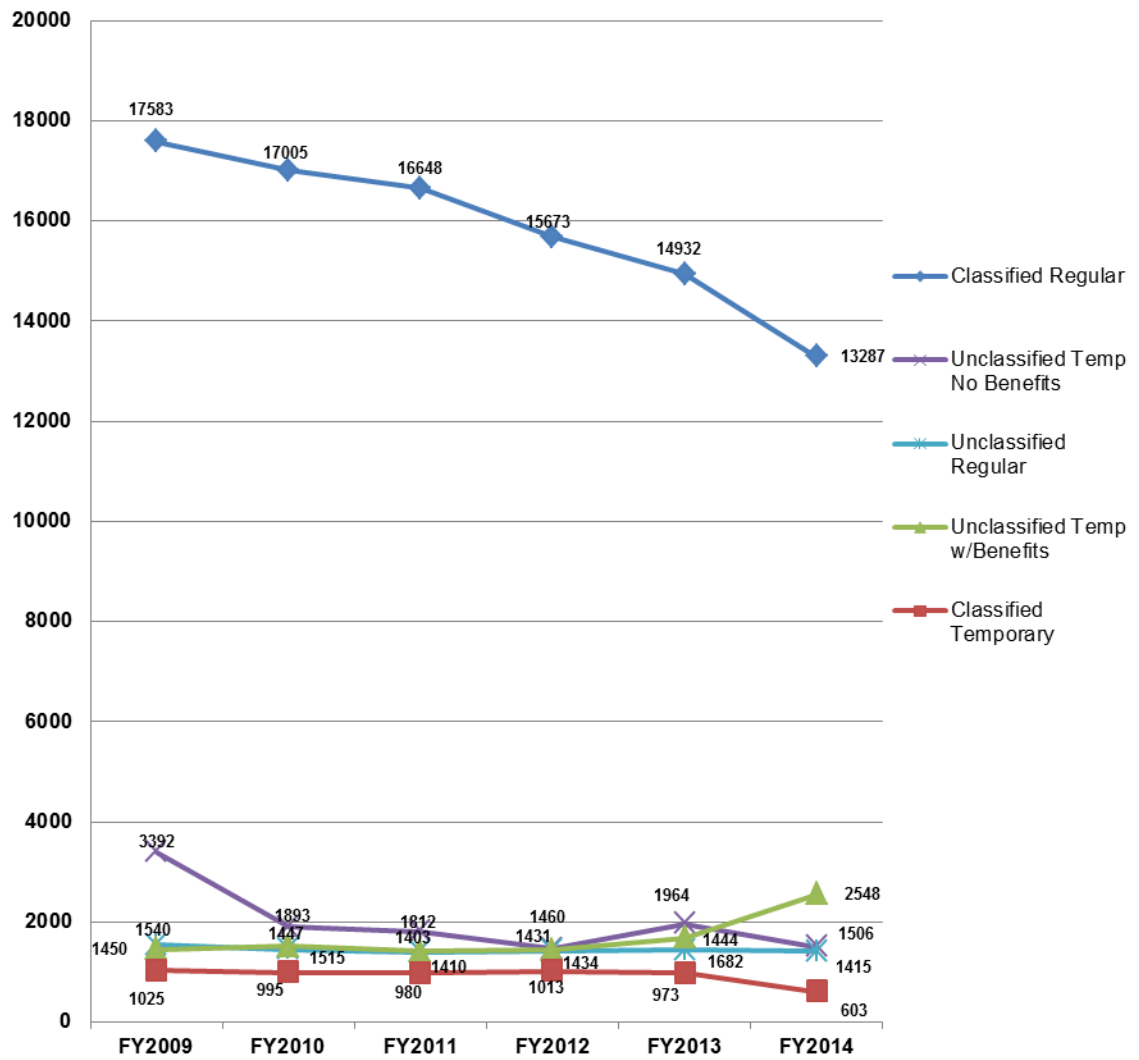
- The number of classified regular employees (including Regents) has decreased by 30% since FY 2009.
- The number of Executive Branch employees, including non-benefits eligible, has decreased by 26% since FY 2009.
- In FY 2013, classified employees at the University of Kansas and the University of Kansas Medical Center moved to the unclassified service. Other Regents universities plan to make similar changes in future years.
- The number of Judicial Branch employees has decreased by 10% since FY 2009.
- The number of Legislative Branch employees has decreased by 11% since FY 2009
- Regents data for all fiscal years is revised to exclude student employees. The following job codes are excluded:

029100 – Fellow (Post Doc Res)	032600 – Fellow (Post Doc)
031000 – Graduate Assistant	032000 – Graduate Research Assistant
030500 – Graduate Teaching Asst	0S1000 – Graduate Teaching Asst
035000 – Student	035100 – Student (not Exempt SS Tax)
0S3000 – Student Assistant	035700 – Student Graduate Assistant
035600 – Student Graduate Teaching Asst	0S9900 – Student Hourly
0S2300 – Student Intern	0S2000 – Student Research Assistant

- These job codes are excluded from Human Services agencies in FY 2013:

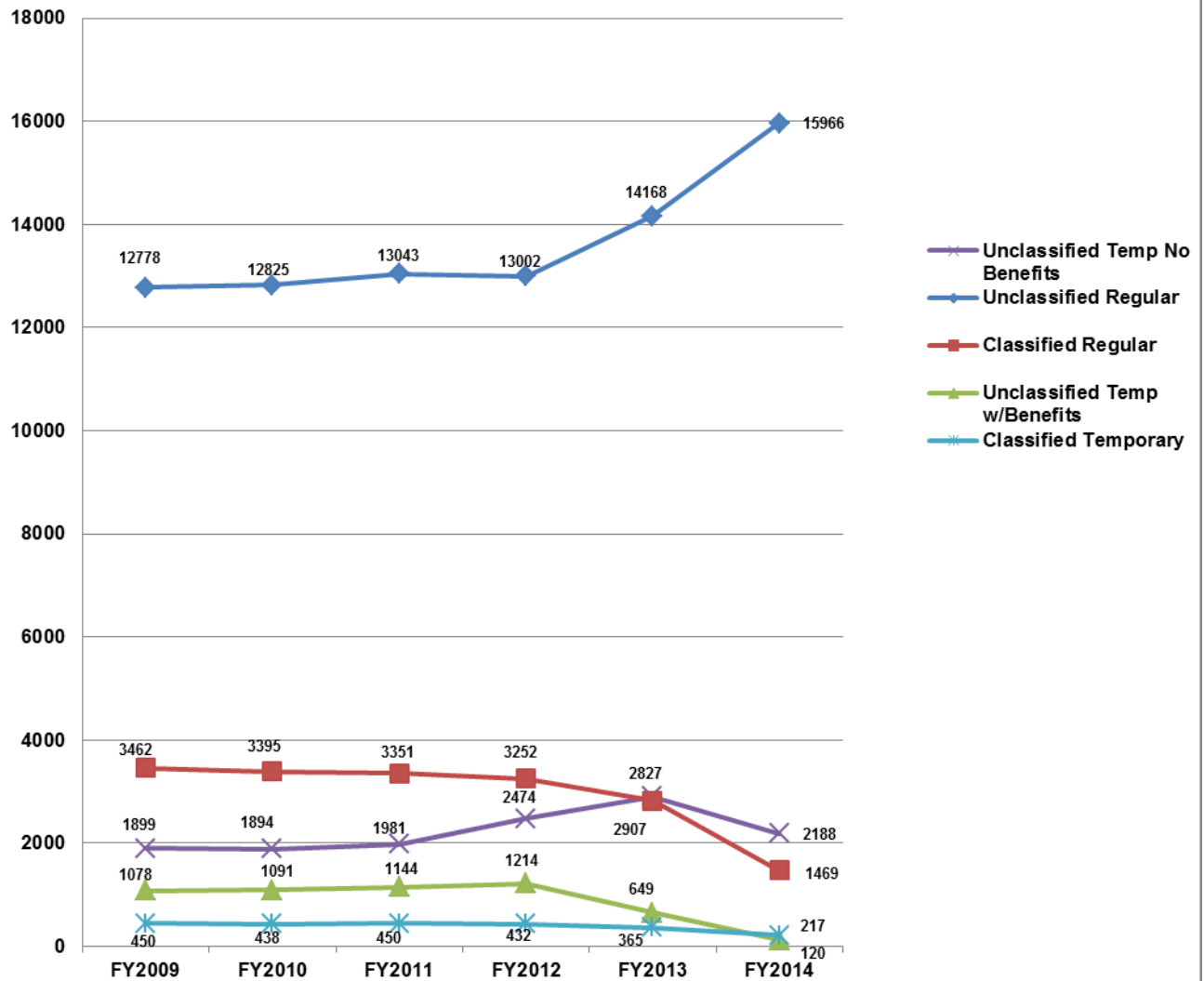
036000 – Member of a Home	035500 – Resident Worker
---------------------------	--------------------------

Number of Employees, by Type of Employee, By Fiscal Year
Executive Branch: Excludes Regents



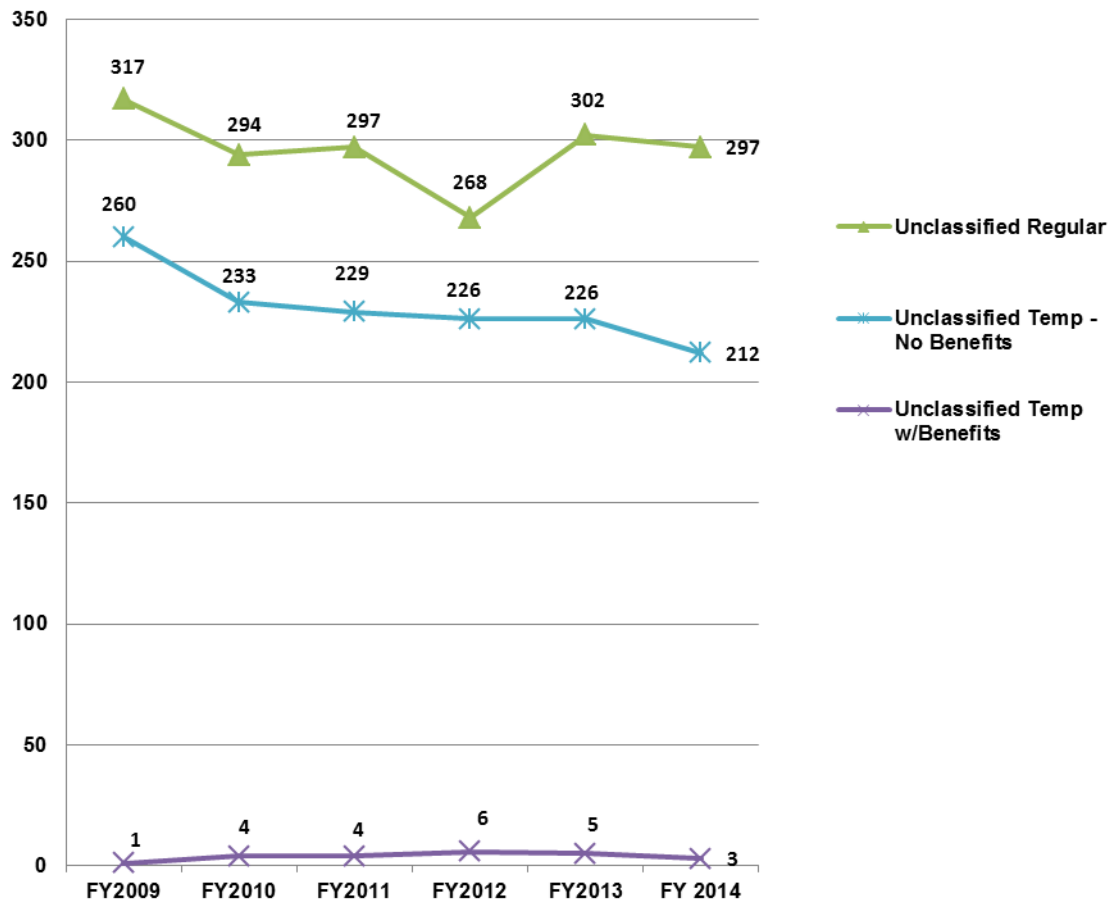
Source: SHARP (FY 2009-FY 2014); Includes executive branch employees except Regents.

**Number of Employees, by Type of Employee, By Fiscal Year
Regents Only**



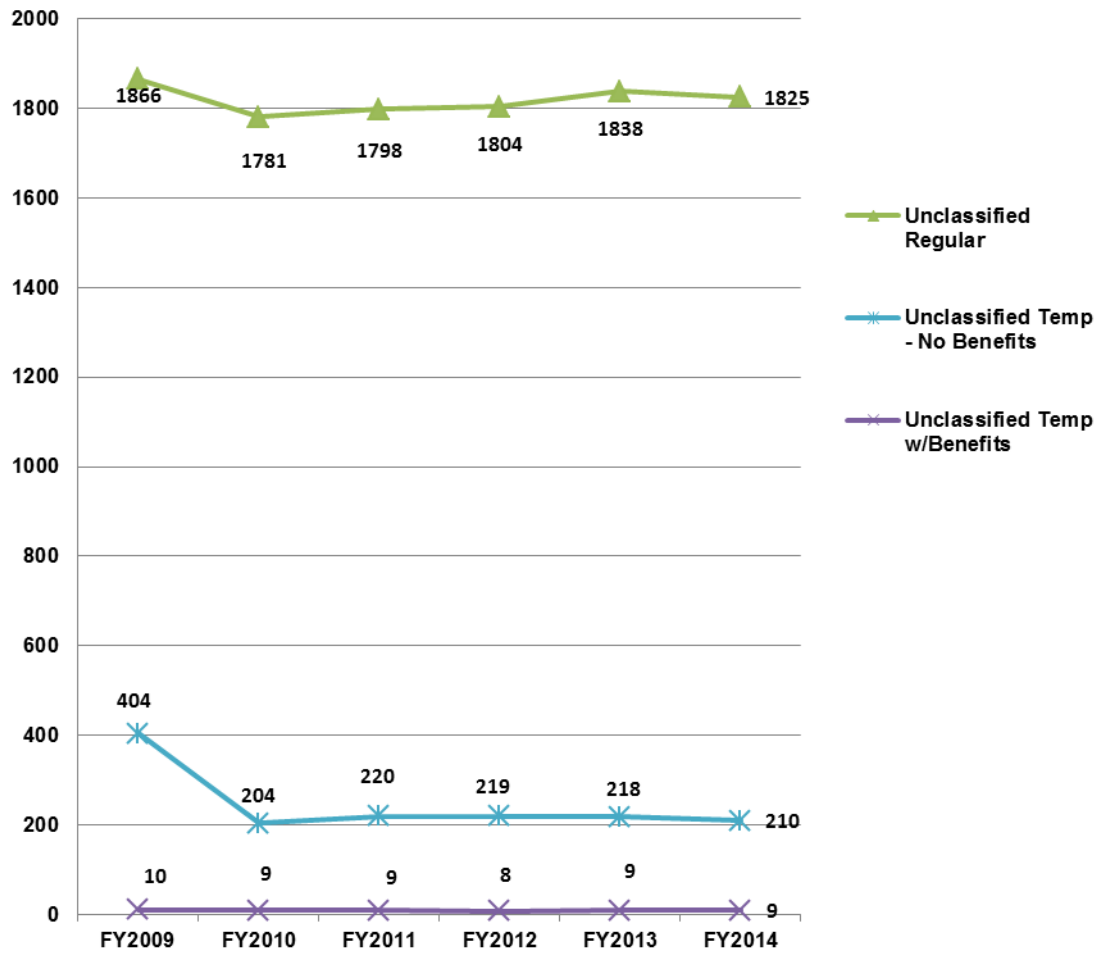
Source: SHARP (FY 2009-FY 2014); Includes Regents employees only.

**Number of Employees, by Type of Employee, By Fiscal Year
Legislative Branch**



Source: SHARP (FY2009-FY2014); Includes Legislative Branch employees only.

**Number of Employees, by Type of Employee, By Fiscal Year
Judicial Branch Only**



Source: SHARP (FY2009-FY2014); Includes Judicial Branch employees only.

Number of Classified Regular Employees: FY 2009 - FY 2014

Agency	Agency Name	Fiscal Year						FY09-14
		2009	2010	2011	2012	2013	2014	+/-
016	Abstractors, Board of Examiners	0	0	0	0	0	0	0
028	Accountancy, Board of	0	1	1	0	0	0	0
034	Adjutant General	38	40	37	32	29	26	-12
039	Aging and Disability Services, Kansas Dept for	154	148	129	125	177	149	-5
046	Agriculture, Department of	269	254	268	259	226	127	-142
055	Animal Health Department	25	24	0	0	0	0	-25
058	Human Rights Commission, Kansas	26	21	21	58	19	16	-10
082	Attorney General	0	0	0	0	0	0	0
083	Investigation, Kansas Bureau of	157	148	186	177	188	183	26
094	Bank Commissioner, Office of the State	78	77	77	73	10	4	-74
100	Barbering, Board of	1	1	1	1	1	0	-1
102	Behavioral Sciences Regulatory Board	5	5	3	3	3	3	-2
105	Healing Arts, Board of	31	31	31	32	30	29	-2
122	Citizens' Utility Ratepayer Board	0	0	0	0	0	0	0
143	Corporation Commission, Kansas	138	136	132	126	121	106	-32
149	Cosmetology, Board of	10	10	10	11	10	9	-1
159	Credit Unions, Department of	10	11	11	11	1	1	-9
167	Dental Board, Kansas	2	2	2	2	2	1	-1
171	Health Policy Authority	106	105	0	0	0	0	-106
173	Administration, Department of	500	479	476	440	396	296	-204
175	Housing Resources Corp	4	0	0	0	0		-4
176	Development Finance Authority	0	0	0	0	0	0	0
177	Ellsworth Correctional Facility	209	210	213	213	214	202	-7
178	Administrative Hearings, Office Of	8	8	8	7	8	3	-5
195	El Dorado Correctional Facility	415	411	422	402	444	452	37
204	Mortuary Arts, Board of	2	2	2	2	2	2	0
206	Emergency Medical Services Board	13	12	11	13	13	10	-3
234	Fire Marshal	46	45	41	38	40	35	-11
246	Fort Hays State University	282	283	275	272	262	2	-280
247	Ethics Commission, Kansas Gov	0	0	0	0	0	0	0
252	Governor, Office of the	0	0	2	1	1	0	0
264	Health and Environment, Department of	698	690	740	668	634	546	-152
266	Hearing Aid Examiners, Bd of	0	0	0	0	0	0	0
270	Heath Care Stabilization Fund Bd of Gov	5	6	6	6	3	3	-2
276	Transportation, Kansas Department of	2,862	2,696	2,737	2,640	2,408	1,898	-964
280	Highway Patrol	808	797	764	737	732	709	-99
288	Historical Society, State	96	92	85	77	73	69	-27
291	Home Inspector's Registration Bd	0	0	0	0	0	0	0
296	Labor, Department of	394	391	348	252	258	208	-186
300	Commerce & Housing, Department of	234	251	201	180	136	138	-96
313	Hutchinson Correctional Facility	501	501	491	480	465	465	-36
325	Beloit Juvenile Correctional Facility	51	0	0	0	0	0	-51
328	Indigents Defense Services Board	65	62	59	59	58	56	-9
331	Insurance Department	19	18	15	8	7	5	-14
349	Judicial Council	0	0	0	0	0	0	0
350	Juvenile Justice Authority	22	19	19	15	15	0	-22
352	Juvenile Correctional Complex	229	225	214	213	212	198	-31
359	Arts Commission, Kansas	5	5	0	0	0	0	-5
360	Kansas, Inc.	0	0	0	0	0	0	0
363	Neurological Institute, Kansas	516	508	477	460	444	424	-92
365	Kansas Public Employees Ret Sys	69	68	68	64	76	75	6
367	Kansas State University	1,516	1,490	1,457	1,443	1,415	0	-1516
371	Technology Enterprise Corp, Kansas	0	0	0	0	0	0	0
373	Fair, Kansas State	22	23	22	23	24	21	-1
379	Emporia State University	282	281	272	267	251	224	-58

Number of Classified Regular Employees: FY 2009 - FY 2014 cont.

Agency	Agency Name	Fiscal Year						FY09-14
		2009	2010	2011	2012	2013	2014	+/-
385	Pittsburg State University	308	292	294	293	284	758	450
400	Lansing Correctional Facility	643	656	646	648	621	629	-14
408	Larned Correctional Mental Health Facility	177	184	172	172	168	163	-14
410	Larned State Hospital	818	809	754	706	710	655	-163
412	Larned Juvenile Correctional Facility	127	121	119	110	130	117	-10
422	Legislative Coordinating Council	0	0	0	0	0	0	0
425	Legislative Research Department	0	0	0	0	0	0	0
428	Legislature	0	0	0	0	0	0	0
434	Library, State	20	19	18	19	20	19	-1
446	Lieutenant Governor, Office of the	0	0	0	0	0	0	0
450	Lottery, Kansas	41	41	45	36	29	11	-30
482	Nursing, Board of	18	18	19	18	20	21	3
488	Optometry, Board of Examiners	1		1	1	1	1	0
494	Osawatomie State Hospital	366	380	369	333	312	318	-48
507	Parsons State Hospital and Training Center	461	444	436	414	414	412	-49
521	Corrections, Department of	228	220	206	197	202	231	3
522	Correctional Industries	49	50	47	43	45	45	-4
523	Parole Board, Kansas	0	0	0	0	0	0	0
529	Peace Officers, Stds and Trng	0	0	0	0	0	0	0
531	Pharmacy, Board of	5	6	6	6	5	5	0
540	Legislative Division of Post Audit	0	0	0	0	0	0	0
543	Real Estate Appraisal Board	1	1	1	1	1	1	0
549	Real Estate Commission, Kansas	10	9	9	8	7	5	-5
553	Racing & Gaming Commission, Kansas	31	36	39	57	55	38	7
555	Rainbow Mental Health Facility	104	108	95	79	68	0	-104
561	Regents, Board of	14	12	8	7	6	3	-11
562	Tax Appeals, Court of	9	8	8	8	8	8	-1
565	Revenue, Department of	997	958	954	859	810	783	-214
579	Revisor of Statutes	0	0	0	0	0	0	0
581	Norton Correctional Facility	225	218	247	246	239	247	22
604	Blind, School for the	20	20	20	18	14	15	-5
610	Deaf, School for the	37	36	38	34	28	28	-9
622	Secretary of State	0	0	0	0	0	0	0
625	Securities Commissioner, Office of the	20	20	13	14	8	8	-12
626	Sentencing Commission, Kansas	0	0	0	0	0	0	0
629	Children and Families, Kansas Dept for	3,017	2,862	2,807	2,534	2,315	1,987	-1030
634	Conservation Commission, State	5	4	0	0	0	0	-5
652	Education, Department of	154	143	138	132	123	120	-34
660	Topeka Correctional Facility	218	215	208	213	217	216	-2
663	Technical Professions, Board of	3	3	3	3	3	3	0
670	Treasurer, State	6	6	6	5	5	3	-3
671	Pooled Money Investment Bd	4	4	4	3	3	1	-3
677	Judicial Branch	0	0	0	0	0	0	0
682	University of Kansas	1	0	0	0	0	0	-1
683	University of Kansas Medical Center	417	399	395	336	0	0	-417
694	Veterans' Affairs, Commission on	310	269	275	271	288	278	-32
700	Veterinary Examiners, Board of	0	0	0	0	0	0	0
709	Water Office, Kansas	17	17	16	12	13	13	-4
710	Wildlife and Parks, Department of	402	392	405	376	373	352	-50
712	Winfield Correctional Facility	196	195	194	189	197	185	-11
715	Wichita State University	642	638	650	634	609	482	-160
	Total	21,045	20,400	19,999	18,925	17,758	13,390	-7655

Source: SHARP (FY2009-FY2014); Includes Classified Regular Employees only.

Note: The following agencies were abolished or merged with other agencies during this time period: Animal Health Dept: FY2012, Arts Commission: FY 2012, Atchison Juvenile Correctional Facility: FY 2010, Beloit Juvenile Correctional Facility: FY 2010, Conservation Commission: FY 2012, Development Finance Authority: FY 2011, Health Policy Authority: FY 2012, Housing Resources Corporation: FY 2011, Kansas Inc: FY 2012, Parole Board: FY 2012, Technology Enterprise Corp FY 2012.

Number of Unclassified Regular Employees: FY 2009 - FY 2014

Agency	Agency Name	Fiscal Year						FY09-14
		2009	2010	2011	2012	2013	2014	+/-
016	Abstractors, Board of Examiners	0	0	0	0	0	0	0
028	Accountancy, Board of	1	1	1	1	1	1	0
034	Adjutant General	154	148	143	143	137	135	-19
039	Aging and Disability Services, Kansas Dept	10	10	10	10	16	17	7
046	Agriculture, Department of	12	12	20	20	18	22	10
055	Animal Health Department	2	1	0	0	0	0	-2
058	Human Rights Commission, Kansas	2	2	2	1	1	2	0
082	Attorney General	89	100	99	98	105	103	14
083	Investigation, Kansas Bureau of	5	5	4	7	7	6	1
094	Bank Commissioner, Office of the State	17	17	18	22	87	89	72
100	Barbering, Board of	1	1	1	1	1	1	0
102	Behavioral Sciences Regulatory Board	3	3	3	2	3	1	-2
105	Healing Arts, Board of	14	13	12	12	12	11	-3
122	Citizens' Utility Ratepayer Board	6	6	6	5	6	4	-2
143	Corporation Commission, Kansas	66	62	61	65	65	57	-9
149	Cosmetology, Board of	1	1	1	1	1	1	0
159	Credit Unions, Department of	1	1	1	1	10	11	10
167	Dental Board, Kansas	1	1	1	1	1	1	0
171	Health Policy Authority	140	138	0	0	0	0	-140
173	Administration, Department of	23	21	22	21	19	20	-3
175	Housing Resources Corp	49	0	0	0	0	0	-49
176	Development Finance Authority	11	0	0	0	0	0	-11
177	Ellsworth Correctional Facility	0	0	0	2	2	2	2
178	Administrative Hearings, Office Of	1	1	1	1	1	1	0
195	El Dorado Correctional Facility	1	1	1	3	4	4	3
204	Mortuary Arts, Board of	1	1	1	1	1	1	0
206	Emergency Medical Services Board	1	1	1	1	1	1	0
234	Fire Marshal	1	2	2	2	1	5	4
246	Fort Hays State University	464	466	472	488	512	769	305
247	Ethics Commission, Kansas Gov	8	8	7	8	8	8	0
252	Governor, Office of the	36	32	38	37	28	29	-7
264	Health and Environment, Department of	13	11	121	104	95	94	81
266	Hearing Aid Examiners, Bd of						0	0
270	Heath Care Stabilization Fund Bd of Gov	11	12	12	12	15	15	4
276	Transportation, Kansas Department of	12	12	11	12	12	12	0
280	Highway Patrol	7	7	6	5	5	5	-2
288	Historical Society, State	1	1	1	1	1	1	0
291	Home Inspector's Registration Bd	0	0	0	0	0	0	0
296	Labor, Department of	30	30	29	30	30	25	-5
300	Commerce & Housing, Department of	11	11	10	9	4	6	-5
313	Hutchinson Correctional Facility	0	0	0	1	1	1	1
325	Beloit Juvenile Correctional Facility	1	0	0	0	0	0	-1
328	Indigents Defense Services Board	110	103	108	109	109	81	-29
331	Insurance Department	108	106	106	113	112	102	-6
349	Judicial Council	7	7	4	4	4	4	-3
350	Juvenile Justice Authority	9	9	6	4	2	0	-9
352	Juvenile Correctional Complex	2	2	1	2	2	2	0
359	Arts Commission, Kansas	1	1	0	0	0	0	-1
360	Kansas, Inc.	2	2	0	0	0	0	-2
363	Neurological Institute, Kansas	3	3	2	2	3	3	0
365	Kansas Public Employees Ret Sys	17	17	16	17	19	20	3
367	Kansas State University	2,555	2,525	2,544	2,610	3,195	4,865	2310
371	Technology Enterprise Corp, Kansas	11	9	0	0	0	0	-11
373	Fair, Kansas State	1	1	1	1	1	1	0
379	Emporia State University	440	444	452	441	447	422	-18

Number of Unclassified Regular Employees: FY 2009 - FY 2014 cont.

Agency	Agency Name	Fiscal Year						FY09-14
		2009	2010	2011	2012	2013	2014	+/-
385	Pittsburg State University	462	467	468	486	494	485	23
400	Lansing Correctional Facility	1	1	1	3	3	4	3
408	Larned Correctional Mental Health Facility	1	1	1	2	2	2	1
410	Larned State Hospital	24	21	21	15	16	14	-10
412	Larned Juvenile Correctional Facility	2	2	2	1	1	2	0
422	Legislative Coordinating Council	10	11	11	9	8	8	-2
425	Legislative Research Department	41	39	39	37	38	38	-3
428	Legislature	200	196	197	201	208	203	3
434	Library, State	0	1	1	1	1	1	1
446	Lieutenant Governor, Office of the	1	4	3	3	4	0	-1
450	Lottery, Kansas	37	37	34	37	34	47	10
482	Nursing, Board of	3	2	3	2	3	3	0
488	Optometry, Board of Examiners	0	0	0	0	0	0	0
494	Osawatomie State Hospital	21	19	17	15	17	29	8
507	Parsons State Hospital and Training Center	6	6	5	5	6	15	9
521	Corrections, Department of	14	13	14	14	14	15	1
522	Correctional Industries	0	0	0	0	0	0	0
523	Parole Board, Kansas	3	3	0	0	0	0	-3
529	Peace Officers, Stds and Trng	4	5	6	5	7	4	0
531	Pharmacy, Board of	1	1	1	1	1	1	0
540	Legislative Division of Post Audit	36	20	22	21	21	20	-16
543	Real Estate Appraisal Board	1	1	1	1	1	1	0
549	Real Estate Commission, Kansas	2	2	2	2	1	1	-1
553	Racing & Gaming Commission, Kansas	15	17	17	26	23	23	8
555	Rainbow Mental Health Facility	5	5	6	5	4	0	-5
561	Regents, Board of	42	45	45	46	53	52	10
562	Tax Appeals, Court of	10	10	10	10	8	6	-4
565	Revenue, Department of	28	29	29	31	32	32	4
579	Revisor of Statutes	30	28	28	28	27	28	-2
581	Norton Correctional Facility	1	1	1	0	2	2	1
604	Blind, School for the	58	56	57	54	56	51	-7
610	Deaf, School for the	99	92	96	95	87	87	-12
622	Secretary of State	48	47	45	41	41	45	-3
625	Securities Commissioner, Office of the	10	10	10	14	12	14	4
626	Sentencing Commission, Kansas	8	8	8	8	7	8	0
629	Children and Families, Kansas Dept for	30	29	33	27	22	21	-9
634	Conservation Commission, State	7	7	0	0	0	0	-7
652	Education, Department of	38	35	37	36	35	33	-5
660	Topeka Correctional Facility	1	1	0	2	2	2	1
663	Technical Professions, Board of	2	2	2	2	2	2	0
670	Treasurer, State	32	32	34	36	33	30	-2
671	Pooled Money Investment Bd	2	2	1	2	2	3	1
677	Judicial Branch	1,859	1,774	1,794	1,800	1,834	1,821	-38
682	University of Kansas	5,011	4,967	4,963	4,863	5,025	4,998	-13
683	University of Kansas Medical Center	2,631	2,728	2,864	2,861	3,127	3,232	601
694	Veterans' Affairs, Commission on	5	5	5	4	5	5	0
700	Veterinary Examiners, Board of	3	3	3	3	3	0	-3
709	Water Office, Kansas	3	3	3	3	3	3	0
710	Wildlife and Parks, Department of	7	8	8	6	7	8	1
712	Winfield Correctional Facility	0	0	0	0	0	0	0
715	Wichita State University	1,173	1,183	1,235	1,207	1,315	1,143	-30
	Total	16501	16347	16541	16505	17752	19503	3002

Source: SHARP (FY2009-FY2014); Includes Unclassified Regular Employees only.

Note: The following agencies were abolished or merged with other agencies during this time period: Animal Health Dept: FY2012, Arts Commission: FY 2012, Atchison Juvenile Correctional Facility: FY 2010, Beloit Juvenile Correctional Facility: FY 2010, Conservation Commission: FY 2012, Development Finance Authority: FY 2011, Health Policy Authority: FY 2012, Housing Resources Corporation: FY 2011, Kansas Inc: FY 2012, Parole Board: FY 2012, Technology Enterprise Corp FY 2012

Number of Unclassified Temporary Benefits Eligible Employees: FY 2009 - FY 2014

Agency	Agency Name	Fiscal Year					FY09-14	
		2009	2010	2011	2012	2013	2014	+/-
016	Abstractors, Board of Examiners	0	0	0	0	0	0	0
028	Accountancy, Board of	0	1	1	2	2	2	2
034	Adjutant General	259	254	264	260	254	129	-130
039	Aging and Disability Services, Kansas Dept for	16	14	14	15	38	65	49
046	Agriculture, Department of	29	28	38	39	76	165	136
055	Animal Health Department	1	1	0	0	0	0	-1
058	Human Rights Commission, Kansas	0	0	0	0	0	0	0
082	Attorney General	22	18	9	6	15	14	-8
083	Investigation, Kansas Bureau of	106	99	68	72	66	59	-47
094	Bank Commissioner, Office of the State	1	4	3	4	3	8	7
100	Barbering, Board of	1	1	1	1	1	2	1
102	Behavioral Sciences Regulatory Board	0	0	2	2	3	5	5
105	Healing Arts, Board of	0	0	0	0	0	1	1
122	Citizens' Utility Ratepayer Board	0	0	0	0	0	0	0
143	Corporation Commission, Kansas	22	25	25	20	22	11	-11
149	Cosmetology, Board of	0	0	0	1	2	3	3
159	Credit Unions, Department of	0	0	0	0	0	0	0
167	Dental Board, Kansas	0	0	0	0	0	0	0
171	Health Policy Authority	0	0	0	0	0	0	0
173	Administration, Department of	118	109	67	59	79	169	51
175	Housing Resources Corp	0	0	0	0	0	0	0
176	Development Finance Authority	0	0	0	0	0	0	0
177	Ellsworth Correctional Facility	3	3	2	1	1	1	-2
178	Administrative Hearings, Office Of	0	0	0	0	0	5	5
195	El Dorado Correctional Facility	2	3	2	1	1	1	-1
204	Mortuary Arts, Board of	0	0	0	0	0	0	0
206	Emergency Medical Services Board	0	0	0	0	0	0	0
234	Fire Marshal	2	0	0	0	2	13	11
246	Fort Hays State University	5	5	5	5	6	5	0
247	Ethics Commission, Kansas Gov	0	0	0	0	0	0	0
252	Governor, Office of the	2	1	1	1	3	3	1
264	Health and Environment, Department of	208	228	240	258	265	347	139
266	Hearing Aid Examiners, Bd of	0	0	0	0	0	0	0
270	Heath Care Stabilization Fund Bd of Gov	0	0	0	0	0	0	0
276	Transportation, Kansas Department of	48	48	45	42	42	555	507
280	Highway Patrol	34	32	33	34	37	44	10
288	Historical Society, State	4	3	3	4	4	4	0
291	Home Inspector's Registration Bd	0	0	0	0	0	0	0
296	Labor, Department of	106	183	124	122	129	165	59
300	Commerce & Housing, Department of	45	49	60	63	91	108	63
313	Hutchinson Correctional Facility	3	4	3	3	3	4	1
325	Beloit Juvenile Correctional Facility	2	0	0	0	0	0	-2
328	Indigents Defense Services Board	1	10	3	1	1	1	0
331	Insurance Department	0	0	0	0	0	0	0
349	Judicial Council	1	0	0	0	0	0	-1
350	Juvenile Justice Authority	22	22	19	20	14	0	-22
352	Juvenile Correctional Complex	9	10	8	8	9	6	-3
359	Arts Commission, Kansas	1	1	0	0	0	0	-1
360	Kansas, Inc.	1	1	0	0	0	0	-1
363	Neurological Institute, Kansas	3	3	5	4	3	3	0
365	Kansas Public Employees Ret Sys	1	1	1	1	1	5	4
367	Kansas State University	978	1,000	1,036	1,120	550	5	-973
371	Technology Enterprise Corp, Kansas	0	0	0	0	0	0	0
373	Fair, Kansas State	0	0	0	0	0	0	0
379	Emporia State University	32	29	29	30	43	52	20

Number of Unclassified Temporary Benefits Eligible Employees: FY 2009 - FY 2014 cont.

Agency	Agency Name	Fiscal Year					FY09-14	
		2009	2010	2011	2012	2013	2014	+/-
385	Pittsburg State University	53	46	46	44	42	41	-12
400	Lansing Correctional Facility	3	3	3	0	0	1	-2
408	Larned Correctional Mental Health Facility	2	2	1	0	0	0	-2
410	Larned State Hospital	17	15	14	27	29	39	22
412	Larned Juvenile Correctional Facility	10	10	11	8	4	4	-6
422	Legislative Coordinating Council	0	0	0	0	0	0	0
425	Legislative Research Department	0	4	4	6	4	2	2
428	Legislature	0	0	0	0	0	0	0
434	Library, State	9	7	8	8	8	10	1
446	Lieutenant Governor, Office of the	0	0	0	0	0	0	0
450	Lottery, Kansas	0	2	0	11	17	23	23
482	Nursing, Board of	0	1	1	1	1	0	0
488	Optometry, Board of Examiners	0	1	1	0	0	0	0
494	Osawatomie State Hospital	5	6	6	8	8	0	-5
507	Parsons State Hospital and Training Center	0	0	0	0	0	0	0
521	Corrections, Department of	108	97	86	83	114	132	24
522	Correctional Industries	0	0	0	0	0	8	8
523	Parole Board, Kansas	0	0	0	0	0	0	0
529	Peace Officers, Stds and Trng	0	0	0	0	0	0	0
531	Pharmacy, Board of	1	1	2	3	2	3	2
540	Legislative Division of Post Audit	0	0	0	0	0	1	1
543	Real Estate Appraisal Board	0	0	0	0	0	0	0
549	Real Estate Commission, Kansas	0	0	0	1	3	2	2
553	Racing & Gaming Commission, Kansas	1	1	1	1	1	0	-1
555	Rainbow Mental Health Facility	0	0	0	0	0	0	0
561	Regents, Board of	2	5	13	11	1	1	-1
562	Tax Appeals, Court of	0	0	0	0	0	0	0
565	Revenue, Department of	30	34	33	33	59	131	101
579	Revisor of Statutes	1	0	0	0	1	0	-1
581	Norton Correctional Facility	2	2	2	1	1	1	-1
604	Blind, School for the	0	0	0	0	0	0	0
610	Deaf, School for the	0	0	0	1	9	4	4
622	Secretary of State	1	1	1	1	1	0	-1
625	Securities Commissioner, Office of the	0	0	0	0	0	3	3
626	Sentencing Commission, Kansas	2	2	2	2	2	2	0
629	Children and Families, Kansas Dept for	74	57	56	69	119	165	91
634	Conservation Commission, State	3	0	0	0	0	0	-3
652	Education, Department of	65	70	90	86	86	77	12
660	Topeka Correctional Facility	8	8	8	6	6	5	-3
663	Technical Professions, Board of	0	0	0	0	0	0	0
670	Treasurer, State	0	0	0	0	0	0	0
671	Pooled Money Investment Bd	0	0	0	0	0	0	0
677	Judicial Branch	9	9	9	8	9	9	0
682	University of Kansas	2	0	0	0	4	1	-1
683	University of Kansas Medical Center	2	2	3	0	0	11	9
694	Veterans' Affairs, Commission on	6	6	5	5	5	7	1
700	Veterinary Examiners, Board of	0	0	0	0	0	0	0
709	Water Office, Kansas	1	1	1	2	2	1	0
710	Wildlife and Parks, Department of	28	30	35	31	35	30	2
712	Winfield Correctional Facility	2	2	2	2	3	3	1
715	Wichita State University	4	4	4	4	3	4	0
	Totals	2,539	2,619	2,559	2,662	2,345	2,681	142

Source: SHARP (FY2009-FY2014); Includes Unclassified Temporary/Benefit Eligible Employees only.

Note: The following agencies were abolished or merged with other agencies during this time period: Animal Health Dept: FY2012, Arts Commission: FY 2012, Atchison Juvenile Correctional Facility: FY 2010, Beloit Juvenile Correctional Facility: FY 2010, Conservation Commission: FY 2012, Development Finance Authority: FY 2011, Health Policy Authority: FY 2012, Housing Resources Corporation: FY 2011, Kansas Inc: FY 2012, Parole Board: FY 2012, Technology Enterprise Corp FY 2012.

Number of Classified Temporary Employees: FY 2009 - FY 2014

Agency	Agency Name	Fiscal Year						FY09-14
		2009	2010	2011	2012	2013	2014	+/-
016	Abstractors, Board of Examiners	1	1	1	1	1	1	0
028	Accountancy, Board of	1	1	0	0	0	0	-1
034	Adjutant General	1	1	3	1	0	0	-1
039	Aging and Disability Services, Kansas Dept for	3	2	1	4	2	2	-1
046	Agriculture, Department of	7	7	8	6	4	7	0
055	Animal Health Department	0	0	0	0	0	0	0
058	Human Rights Commission, Kansas	0	0	0	0	0	0	0
083	Attorney General	0	0	0	0	0	0	0
083	Investigation, Kansas Bureau of	0	0	0	0	0	0	0
094	Bank Commissioner, Office of the State	0	1	2	0	0	0	0
100	Barbering, Board of	0	0	0	0	0	0	0
102	Behavioral Sciences Regulatory Board	0	0	0	1	1	0	0
105	Healing Arts, Board of	1	2	1	2	3	1	0
122	Citizens' Utility Ratepayer Board	0	0	0	0	0	0	0
143	Corporation Commission, Kansas	0	0	2	2	1	1	1
149	Cosmetology, Board of	3	3	2	2	3	3	0
159	Credit Unions, Department of	1	1	0	0	0	0	-1
167	Dental Board, Kansas	0	0	0	0	0	0	0
171	Health Policy Authority	13	11	0	0	0	0	-13
173	Administration, Department of	3	2	1	3	5	0	-3
175	Housing Resources Corp	0	0	0	0	0	0	0
176	Development Finance Authority	0	0	0	0	0	0	0
177	Ellsworth Correctional Facility	0	0	0	2	3	4	4
178	Administrative Hearings, Office Of	1	1	1	1	1	0	-1
195	El Dorado Correctional Facility	4	4	3	3	0	0	-4
204	Mortuary Arts, Board of	0	0	0	0	0	0	0
206	Emergency Medical Services Board	17	16	15	0	1	1	-16
234	Fire Marshal	0	0	0	1	1	2	2
246	Fort Hays State University	213	219	221	236	190	147	-66
247	Ethics Commission, Kansas Gov	0	0	0	0	0	0	0
252	Governor, Office of the	0	0	0	0	0	0	0
264	Health and Environment, Department of	12	10	9	18	15	0	-12
266	Hearing Aid Examiners, Bd of	1	0	0	2	2	0	-1
270	Health Care Stabilization Fund Bd of Gov	0	0	0	0	0	0	0
276	Transportation, Kansas Department of	91	66	79	102	70	77	-14
280	Highway Patrol	54	60	50	55	51	39	-15
288	Historical Society, State	65	58	62	51	45	40	-25
291	Home Inspector's Registration Bd	0	0	0	0	0	0	0
296	Labor, Department of	19	14	4	2	0	0	-19
300	Commerce & Housing, Department of	18	20	17	13	7	4	-14
313	Hutchinson Correctional Facility	0	1	0	0	0	0	0
325	Beloit Juvenile Correctional Facility	0	0	0	0	0	0	0
328	Indigents Defense Services Board	0	3	0	1	1	1	1
331	Insurance Department	0	0	0	0	0	0	0
349	Judicial Council	0	0	0	0	0	0	0
350	Juvenile Justice Authority	0	0	0	0	1	0	0
352	Juvenile Correctional Complex	1	0	2	1	0	0	-1
359	Arts Commission, Kansas	0	0	0	0	0	0	0
360	Kansas, Inc.	0	0	0	0	0	0	0
363	Neurological Institute, Kansas	12	11	8	5	4	5	-7
365	Kansas Public Employees Ret Sys	5	8	10	9	8	8	3
367	Kansas State University	128	112	122	139	118	0	-128
371	Technology Enterprise Corp, Kansas	0	0	0	0	0	0	0
373	Fair, Kansas State	2	2	2	2	1	1	-1
379	Emporia State University	13	13	13	8	7	14	1

Number of Classified Temporary Employees: FY 2009 - FY 2014 cont.

Agency	Agency Name	Fiscal Year						FY09-14
		2009	2010	2011	2012	2013	2014	+/-
385	Pittsburg State University	46	51	50	41	18	43	-3
400	Lansing Correctional Facility	0	1	1	1	2	3	3
408	Larned Correctional Mental Health Facility	0	0	1	0	0	0	0
410	Larned State Hospital	13	10	6	29	22	21	8
412	Larned Juvenile Correctional Facility	0	1	1	1	1	0	0
422	Legislative Coordinating Council	0	0	0	0	0	0	0
425	Legislative Research Department	0	0	0	0	0	0	0
428	Legislature	0	0	0	0	0	0	0
434	Library, State	0	0	0	0	0	0	0
446	Lieutenant Governor, Office of the	0	0	0	0	0	0	0
450	Lottery, Kansas	3	3	3	0	2	4	1
482	Nursing, Board of	2	2	1	1	1	1	-1
488	Optometry, Board of Examiners	0	0	0	0	0	0	0
494	Osawatimie State Hospital	17	17	11	19	19	7	-10
507	Parsons State Hospital and Training Center	30	17	23	31	40	38	8
521	Corrections, Department of	0	1	1	0	0	0	0
522	Correctional Industries	1	0	0	0	0	0	-1
523	Parole Board, Kansas	0	0	0	0	0	0	0
529	Peace Officers, Stds and Trng	0	0	0	0	0	0	0
531	Pharmacy, Board of	2	1	1	1	0	1	-1
540	Legislative Division of Post Audit	0	0	0	0	0	0	0
543	Real Estate Appraisal Board	0	0	0	0	0	0	0
549	Real Estate Commission, Kansas	2	2	1	1	0	1	-1
553	Racing & Gaming Commission, Kansas	0	0	0	0	0	0	0
555	Rainbow Mental Health Facility	8	19	7	7	3	0	-8
561	Regents, Board of	0	0	0	0	0	0	0
562	Tax Appeals, Court of	0	0	0	0	0	0	0
565	Revenue, Department of	79	118	174	93	187	192	113
579	Revisor of Statutes	0	0	0	0	0	0	0
581	Norton Correctional Facility	0	0	0	0	0	0	0
604	Blind, School for the	5	4	5	3	3	2	-3
610	Deaf, School for the	3	4	0	0	0	0	-3
622	Secretary of State	0	0	0	0	0	0	0
625	Securities Commissioner, Office of the	1		1	1	1	3	2
626	Sentencing Commission, Kansas	0	0	0	0	0	0	0
629	Children and Families, Kansas Dept for	22	8	17	24	22	17	-5
634	Conservation Commission, State	0	0	0	0	0	0	0
652	Education, Department of	3	4	4	3	2	3	0
660	Topeka Correctional Facility	1	0	1	0	0	0	-1
663	Technical Professions, Board of	0	0	0	0	0	0	0
670	Treasurer, State	0	0	0	0	0	0	0
671	Pooled Money Investment Bd	0	0	0	0	0	0	0
677	Judicial Branch	0	0	0	0	0	0	0
682	University of Kansas	0	0	0	0	0	0	0
683	University of Kansas Medical Center	18	17	9	8	4	0	-18
694	Veterans' Affairs, Commission on	30	31	37	29	22	16	-14
700	Veterinary Examiners, Board of	0	0	0	0	0	0	0
709	Water Office, Kansas	0	0	0	0	0	0	0
710	Wildlife and Parks, Department of	467	446	401	444	415	96	-371
712	Winfield Correctional Facility	0	0	0	0	0	1	1
715	Wichita State University	32	26	35	34	28	13	-19
	Totals	1,475	1,433	1,430	1,445	1,338	820	-655

Source: SHARP (FY2009-FY2014); Includes Classified Temporary Employees only.

Note: The following agencies were abolished or merged with other agencies during this time period: Animal Health Dept: FY2012, Arts Commission: FY 2012, Atchison Juvenile Correctional Facility: FY 2010, Beloit Juvenile Correctional Facility: FY 2010, Conservation Commission: FY 2012, Development Finance Authority: FY 2011, Health Policy Authority: FY 2012, Housing Resources Corporation: FY 2011, Kansas Inc: FY 2012, Parole Board: FY 2012, Technology Enterprise Corp FY 2012

Number of Unclassified Temporary Non-Benefits Eligible Employees: FY 2009 to FY 2014

Agency	Agency Name	Fiscal Year						FY09-14
		2009	2010	2011	2012	2013	2014	+/-
016	Abstractors, Board of Examiners	4	4	4	4	4	2	-2
028	Accountancy, Board of	7	7	7	7	7	2	-5
034	Adjutant General	2,091	543	658	769	789	916	-1175
039	Aging, Department on	2	4	4	3	10	6	4
046	Agriculture, Department of	15	15	29	28	36	44	29
055	Animal Health Department	9	9	0	0	0	0	-9
058	Human Rights Commission, Kansas	6	5	6	6	6	6	0
082	Attorney General	16	16	9	7	14	10	-6
083	Investigation, Kansas Bureau of	11	11	11	9	10	10	-1
094	Bank Commissioner, Office of the State	8	8	9	9	9	7	-1
100	Barbering, Board of	5	5	5	5	5	5	0
102	Behavioral Sciences Regulatory Board	11	11	13	12	12	9	-2
105	Healing Arts, Board of	29	27	32	29	30	25	-4
122	Citizens' Utility Ratepayer Board	5	5	5	5	5	1	-4
143	Corporation Commission, Kansas	7	7	8	7	7	9	2
149	Cosmetology, Board of	8	7	9	7	7	6	-2
159	Credit Unions, Department of	7	7	7	7	7	5	-2
167	Dental Board, Kansas	9	9	9	9	9	3	-6
171	Health Policy Authority	3	2	0	0	0	0	-3
173	Administration, Department of	37	35	26	16	14	18	-19
175	Housing Resources Corp	1	0	0	0	0	0	-1
176	Development Finance Authority	0	0	0	0	0	0	0
177	Ellsworth Correctional Facility	0	0	0	0	0	4	4
178	Administrative Hearings, Office Of	4	4	5	4	5	0	-4
195	El Dorado Correctional Facility	1	2	2	1	0	1	0
204	Mortuary Arts, Board of	5	5	4	5	5	5	0
206	Emergency Medical Services Board	13	13	13	15	15	10	-3
234	Fire Marshal	0	0	0	0	0	0	0
246	Fort Hays State University	257	327	383	495	582	276	19
247	Ethics Commission, Kansas Gov	11	11	10	11	11	9	-2
252	Governor, Office of the	8	12	5	10	5	6	-2
264	Health and Environment, Department of	29	30	31	24	19	37	8
266	Hearing Aid Examiners, Bd of	6	6	6	6	6	4	-2
270	Health Care Stabilization Fund Bd of Gov	0	0	0	1	1	1	1
276	Transportation, Kansas Department of	18	18	6	1	1	0	-18
280	Highway Patrol	0	0	1	1	2	7	7
288	Historical Society, State	5	7	9	9	19	6	1
291	Home Inspector's Registration Bd	0	1	1	2	2	2	2
296	Labor, Department of	4	4	2	4	9	6	2
300	Commerce & Housing, Department of	9	9	13	14	30	23	14
313	Hutchinson Correctional Facility	2	2	2	2	2	2	0
325	Beloit Juvenile Correctional Facility	0	0	0	0	0	0	0
328	Indigents Defense Services Board	8	8	8	8	7	5	-3
331	Insurance Department	2	4	1	1	2	2	0
349	Judicial Council	114	115	115	116	113	82	-32
350	Juvenile Justice Authority	9	7	6	9	9	0	-9
352	Juvenile Correctional Complex	0	0	0	0	1	0	0
359	Arts Commission, Kansas	12	11	5	5	0	0	-12
360	Kansas, Inc.	7	4	0	0	0	0	-7
363	Neurological Institute, Kansas	140	143	143	0	122	1	-139
365	Kansas Public Employees Ret Sys	5	6	5	7	8	6	1
367	Kansas State University	565	511	562	613	528	707	142
371	Technology Enterprise Corp, Kansas	13	13	0	0	0	0	-13
373	Fair, Kansas State	9	9	9	10	10	6	-3
379	Emporia State University	63	51	42	59	104	64	1

Number of Unclassified Temporary Non-Benefits Eligible Employees: FY 2009 to FY 2014 cont.

Agency	Agency Name	Fiscal Year						FY09-14
		2009	2010	2011	2012	2013	2014	+/-
385	Pittsburg State University	33	25	19	17	92	25	-8
400	Lansing Correctional Facility	0	0	0	0	0	0	0
408	Larned Correctional Mental Health Facility	0	0	0	0	0	0	0
410	Larned State Hospital	141	149	130	4	153	3	-138
412	Larned Juvenile Correctional Facility	0	0	0	0	1	0	0
422	Legislative Coordinating Council	7	7	7	7	6	6	-1
425	Legislative Research Department	2	1	3	1	0	0	-2
428	Legislature	250	212	206	208	204	195	-55
434	Library, State	0	0	0	0	0	0	0
446	Lieutenant Governor, Office of the	0	0	0	1	1	0	0
450	Lottery, Kansas	4	3	5	4	5	5	1
482	Nursing, Board of	11	10	9	11	12	12	1
488	Optometry, Board of Examiners	5	5	5	5	5	4	-1
494	Osawatimie State Hospital	19	28	25	21	23	18	-1
507	Parsons State Hospital and Training Center	222	232	163	0	185	3	-219
521	Corrections, Department of	1	0	1	1	1	8	7
522	Correctional Industries	0	0	0	0	0	0	0
523	Parole Board, Kansas	0	0	0	0	0	0	0
529	Peace Officers, Stds and Trng	0	2	2	1	2	1	1
531	Pharmacy, Board of	6	7	7	7	7	6	0
540	Legislative Division of Post Audit	0	10	10	10	10	10	10
543	Real Estate Appraisal Board	7	7	7	7	7	3	-4
549	Real Estate Commission, Kansas	5	5	5	5	7	5	0
553	Racing & Gaming Commission, Kansas	19	12	5	6	8	4	-15
555	Rainbow Mental Health Facility	8	9	13	8	5	0	-8
561	Regents, Board of	18	19	18	23	23	24	6
562	Tax Appeals, Court of	6	4	3	4	2	1	-5
565	Revenue, Department of	13	12	10	10	10	6	-7
579	Revisor of Statutes	1	3	3	2	6	1	0
581	Norton Correctional Facility	0	0	0	0	0	0	0
604	Blind, School for the	1	9	13	11	6	15	14
610	Deaf, School for the	29	40	49	53	42	50	21
622	Secretary of State	17	14	4	6	7	8	-9
625	Securities Commissioner, Office of the	0	0	0	1	0	0	0
626	Sentencing Commission, Kansas	10	9	10	10	9	9	-1
629	Children and Families, Kansas Dept for	33	26	2	3	0	1	-32
634	Conservation Commission, State	5	5	0	0	0	0	-5
652	Education, Department of	9	5	1	3	6	4	-5
660	Topeka Correctional Facility	0	0	0	0	0	0	0
663	Technical Professions, Board of	13	13	13	13	13	10	-3
670	Treasurer, State	1	1	0	0	0	0	-1
671	Pooled Money Investment Bd	3	3	4	4	4	4	1
677	Judicial Branch	290	89	105	103	105	128	-162
682	University of Kansas	502	526	502	552	546	541	39
683	University of Kansas Medical Center	38	50	63	251	294	329	291
694	Veterans' Affairs, Commission on	19	17	18	6	16	5	-14
700	Veterinary Examiners, Board of	10	9	9	9	10	0	-10
709	Water Office, Kansas	13	13	14	15	13	9	-4
710	Wildlife and Parks, Department of	151	178	146	140	132	61	-90
712	Winfield Correctional Facility	0	0	0	0	0	0	0
715	Wichita State University	423	385	392	464	738	222	-201
		5,955	4,224	4,241	4,379	5,314	4,092	-1863

Source: SHARP (FY2009-FY2014); Includes Unclassified Non-Benefit Eligible Employees only.

Note: The following agencies were abolished or merged with other agencies during this time period: Animal Health Dept: FY2012, Arts Commission: FY 2012, Atchison Juvenile Correctional Facility: FY 2010, Beloit Juvenile Correctional Facility: FY 2010, Conservation Commission: FY 2012, Development Finance Authority: FY 2011, Health Policy Authority: FY 2012, Housing Resources Corporation: FY 2011, Kansas Inc: FY 2012, Parole Board: FY 2012, Technology Enterprise Corp FY 2012.

Glossary

Agency: a unit of state government assigned a unique department identification number.

Classified Service: all positions in the state service, except those which are specifically placed in the unclassified service by K.S.A. 75-2935, as amended or other sections of the statutes.

Demotion: the movement of an employee from a position in one class to a position in another class having a lower pay grade, either on an involuntary basis for disciplinary purposes or on a voluntary basis.

Fiscal Year: the time period from July 1, to June 30.

Full-Time Equivalency (FTE): a unit of measurement equivalent to one full-time position.

K.A.R.: Kansas Administrative Regulation

K.S.A.: Kansas Statutes Annotated

Length of Service: total time working in the classified or unclassified service with certain exclusions per K.A.R. 1-2-46.

Pay Grade: a salary and wage range in the pay plan prepared by the Director of Personnel Services as required by K.S.A. 75-2938.

Promotion: a change of employment from a position in one class to a position in another class having a higher pay grade, by an employee who meets the required selection criteria for promotion.

SHARP: Statewide Human Resource and Payroll system implemented in December 1995.

Student Position: a position filled by a student at a Regents institution.

Temporary Position (classified service): a position, which is limited to not more than 999 hours of employment in a 12-month period. Temporary positions do not affect the position limitation of an agency.

Temporary Position (unclassified service): a position filled by a person temporarily or designated by a legislative committee or commission or other competent authority to make or conduct a special inquiry, investigation, examination or installation (K.S.A. 75-2935).

Transfer: a change by an employee from one position with a close similarity of duties, essentially the same basic qualifications, and the same pay grade.

Unclassified Service: position specifically designated as unclassified by K.S.A. 75-2935, as amended or other section of the statute or as designated in the agency's enabling statute.

Classified Service - Executive Branch Position Reference Table

	POSITION TYPE			
	REGULAR		TEMPORARY	
	FULL-TIME	PART-TIME	FULL-TIME	PART-TIME
POSITION				
Counts Toward FTE	Yes	Yes	No	No
Statutory Authority	FTE Limit	FTE Limit	N/A	N/A
EMPLOYEE MOVEMENT				
Promotion and Transfer	Yes	Yes	Yes	Yes
Suspension and Demotion	Yes	Yes	No	No
Layoff Alternatives	Yes	Yes	No	No
Dismissal	Yes	Yes	Yes	Yes
SELECTION				
Selection Process	Civil Service Procedure	Civil Service Procedure	Agency Discretion	Agency Discretion
Meets MQ Eligibility Pools Considered?	Yes	Yes	Yes	Yes
Compete with Others	Yes	Yes	Agency Discretion	Agency Discretion
COMPENSATION				
Hour Limitations	None	Below 100%	999 Hours in 12 Months	999 Hours in 12 Months
Probationary Period	Yes	Yes	No	No
Pay Step Movement	Pay Matrix Yes	Pay Matrix Yes	K.A.R. 1-5-9 No	K.A.R. 1-5-9 No
Longevity Bonus	Eligibility changes effective 6/15/08. See statute for details	Eligibility changes effective 6/15/08. See statute for details	No	No
Overtime Exemption	Position Specific	Position Specific	Position Specific	Position Specific
Length of Service	Yes	Yes	No	No
BENEFITS ELIGIBILITY				
GHI	Yes	Yes ¹	No	No
KPERS (Retirement System)	Yes	Yes	No	No
Sick Leave	Yes	Prorated Basis	No	No
Vacation Leave	Yes	Prorated Basis	No	No
Holiday Credit/ Discretionary Day Deferred	Yes	Possible Credit ²	No	No
Compensation/TSA	Yes	Yes	Yes	Yes
Shared Leave	Yes	Yes	No	No
Flexible Spending Account	Yes	Yes	No	No

Unclassified Service - Executive Branch Position Reference Table

	POSITION TYPE			
	REGULAR		TEMPORARY	
	FULL-TIME	PART-TIME	FULL-TIME	PART-TIME
POSITION				
Counts Toward FTE	Yes	Yes	No	No
Statutory Authority	K.S.A. 75-2935 or Agency Statutes	K.S.A. 75-2935 or Agency Statutes	Agency Statutes and K.S.A. 75-2935(1)(I) (Special Projects)	Agency Statutes and K.S.A. 75-2935(1)(I) (Special Projects)
EMPLOYEE MOVEMENT				
Promotion and Transfer	Agency Discretion	Agency Discretion	Agency Discretion	Agency Discretion
Suspension and Demotion	Agency Discretion	Agency Discretion	Agency Discretion	Agency Discretion
Layoff Alternatives	Agency Discretion	Agency Discretion	Agency Discretion	Agency Discretion
Dismissal	Agency Discretion	Agency Discretion	Agency Discretion	Agency Discretion
SELECTION				
Selection Process	Agency Discretion/ Governor's approval	Agency Discretion/ Governor's approval	Agency Discretion/ Governor's approval	Agency Discretion/ Governor's approval
Meets MQ	N/A	N/A	N/A	N/A
Eligibility Pools Considered?	N/A	N/A	N/A	N/A
Compete with Others	Agency Discretion	Agency Discretion	Agency Discretion	Agency Discretion
COMPENSATION				
Hour Limitations	None	None	None	None
Probationary Period	Optional	Optional	Optional	Optional
Pay	Agency Statutes/Governor's Approval	Agency Statutes/Governor's Approval	Agency Statutes/Governor's Approval	Agency Statutes/Governor's Approval
Pay Increases	Yes	Yes	Yes	Yes
Longevity Bonus	Position Specific	Position Specific	Position Specific	Position Specific
Overtime Exemption	Position Specific	Position Specific	Position Specific	Position Specific
Length of Service	Typically Yes	Typically Yes	Position Specific	Position Specific
BENEFITS ELIGIBILITY				
GHI	Yes	Yes ¹	Position Specific	Position Specific
KPERS Retirement System	Yes	Yes	Position Specific	Position Specific
Sick Leave	Yes	Prorated Basis	Position Specific	Position Specific
Vacation Leave	Yes	Prorated Basis	Position Specific	Position Specific
Holiday Credit/ Discretionary Day Deferred	Yes	Position Specific ¹	Position Specific	Position Specific
Compensation/TSA	Yes	Yes	Position Specific	Position Specific
Shared Leave	Yes	Yes	Position Specific	Position Specific
Flexible Spending Account	Yes	Yes	Position Specific	Position Specific

¹For employees who work 1,000 or more.

² Employees on a regular schedule receive holiday credit equal to their work time when a holiday falls within their regular work schedule. Employees on an irregular schedule do not receive holiday credit.